



NATIONAL HEALTH MISSION

FACT SHEET

DECEMBER 2021

MATERNAL HEALTH FACT SHEET DEC-21

Fact Sheet -5

Issue 03/01/22

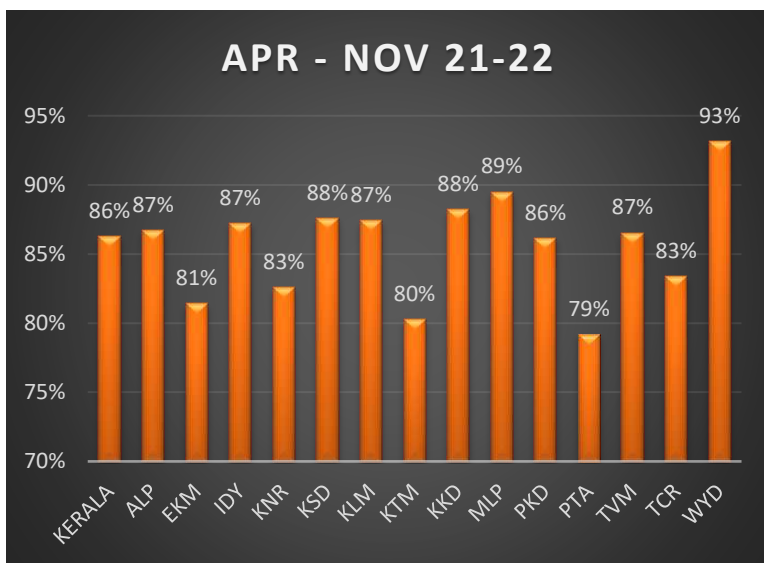
1. Trimester Wise Pregnant Woman registration (APRIL-21 to NOV-21)

District	Registered Count	I Trimester	
		Count	%
KERALA	304236	262402	86%
Alappuzha	14146	12267	87%
Ernakulam	21974	17894	81%
Idukki	8720	7608	87%
Kannur	24573	20289	83%
Kasaragod	16431	14394	88%
Kollam	19439	16993	87%
Kottayam	12363	9928	80%
Kozhikode	29746	26243	88%
Malappuram	64484	57708	89%
Palakkad	27329	23546	86%
Pathanamthitta	7357	5827	79%
Thiruvananthapuram	23682	20493	87%
Thrissur	25063	20893	83%
Wayanad	8929	8319	93%

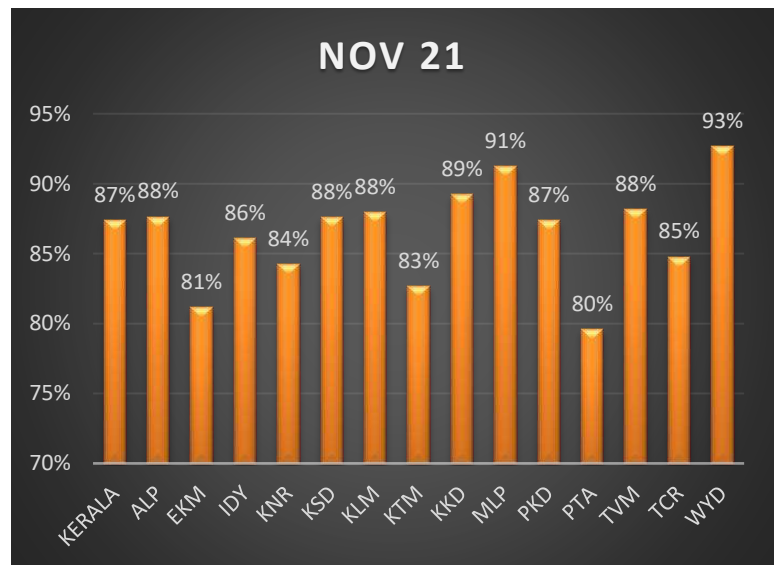
2. Trimester Wise Pregnant Woman registration (NOV-21)

District	Registered Count	I Trimester	
		Count	%
KERALA	37018	32332	87%
Alappuzha	1649	1445	88%
Ernakulam	2757	2237	81%
Idukki	962	828	86%
Kannur	2864	2413	84%
Kasaragod	2048	1794	88%
Kollam	2325	2044	88%
Kottayam	1547	1279	83%
Kozhikode	3534	3153	89%
Malappuram	8220	7499	91%
Palakkad	3290	2874	87%
Pathanamthitta	828	659	80%
Thiruvananthapuram	2922	2576	88%
Thrissur	3073	2605	85%
Wayanad	999	926	93%

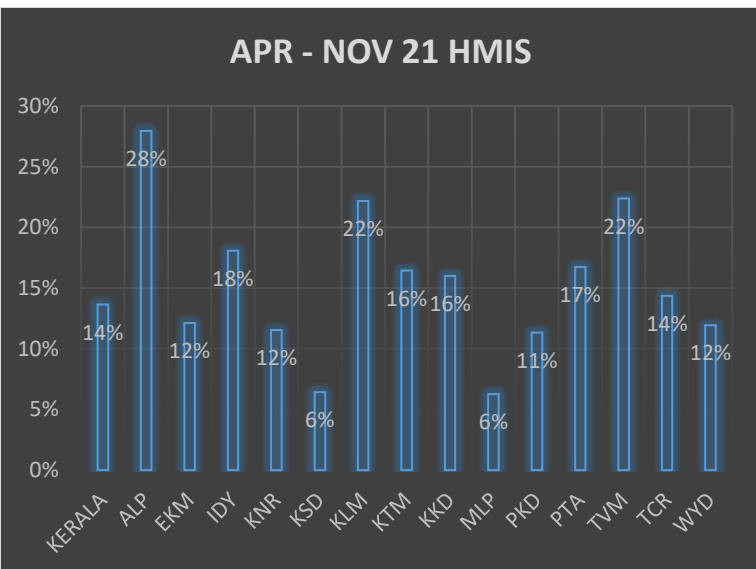
4. Ist Trimester Wise Pregnant Woman registration - HMIS Portal



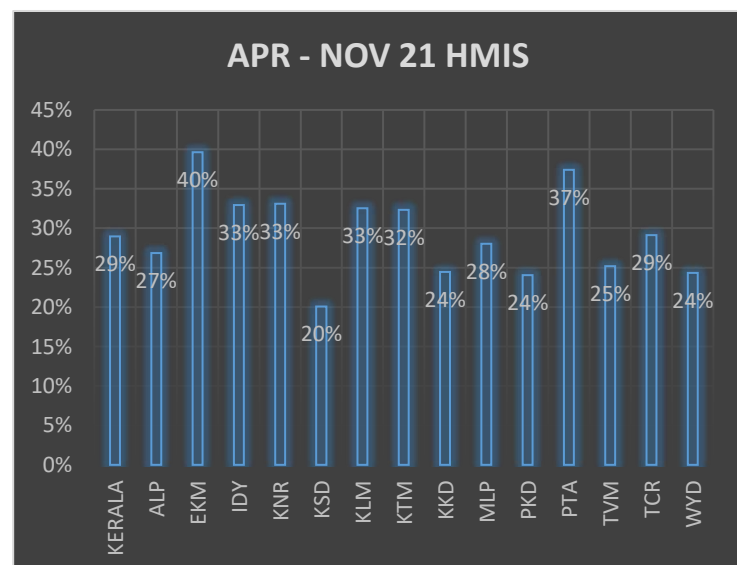
5. Ist Trimester Wise Pregnant Woman registration- HMIS Portal

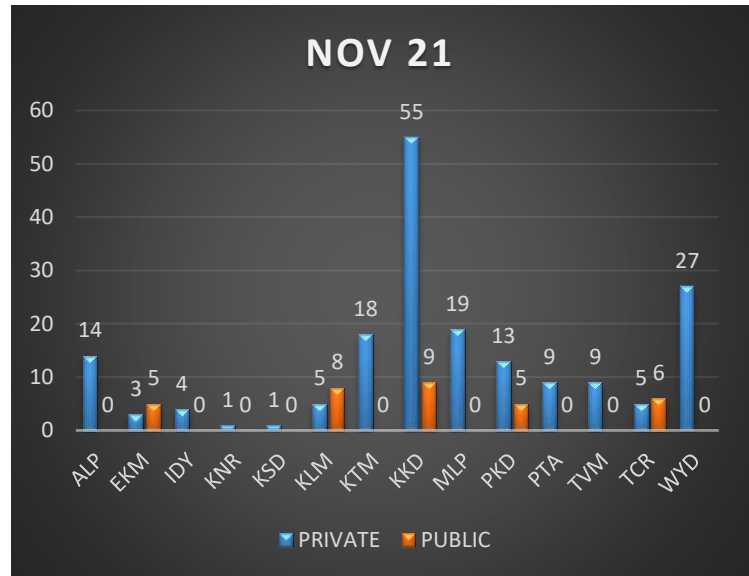
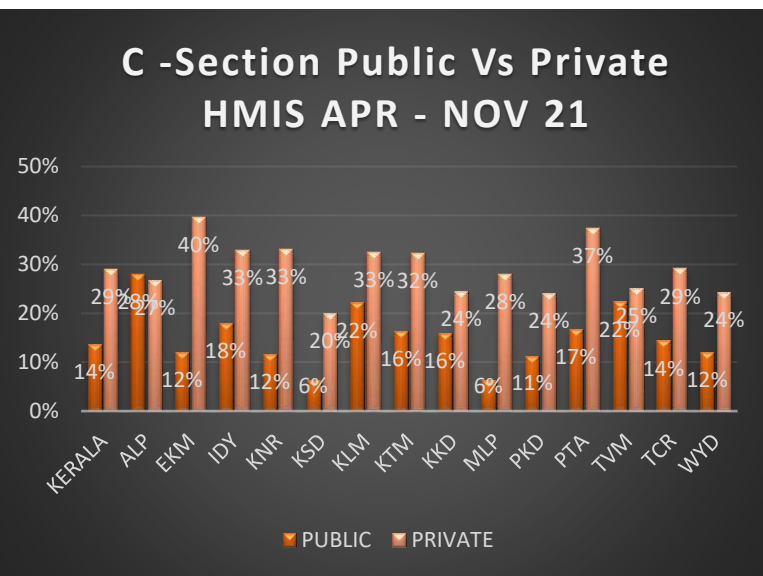


5. % of C-Section performed Public out of total institution delivery

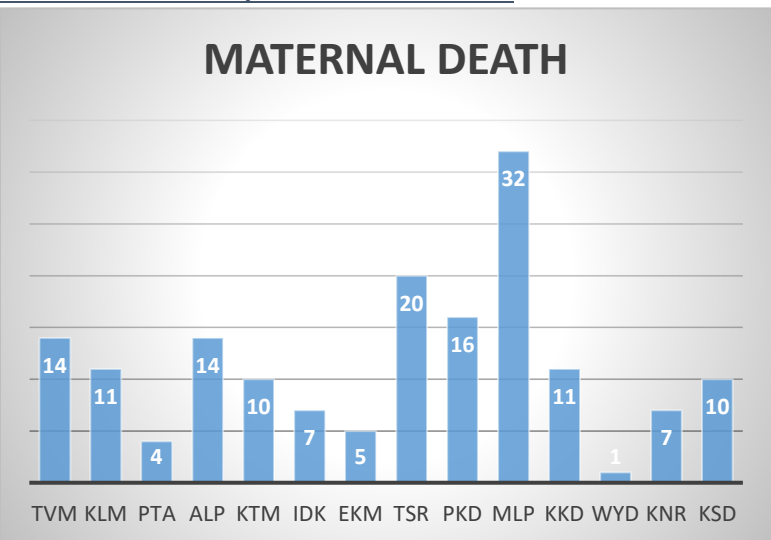


6. % of C-Section performed Private out of total institution delivery

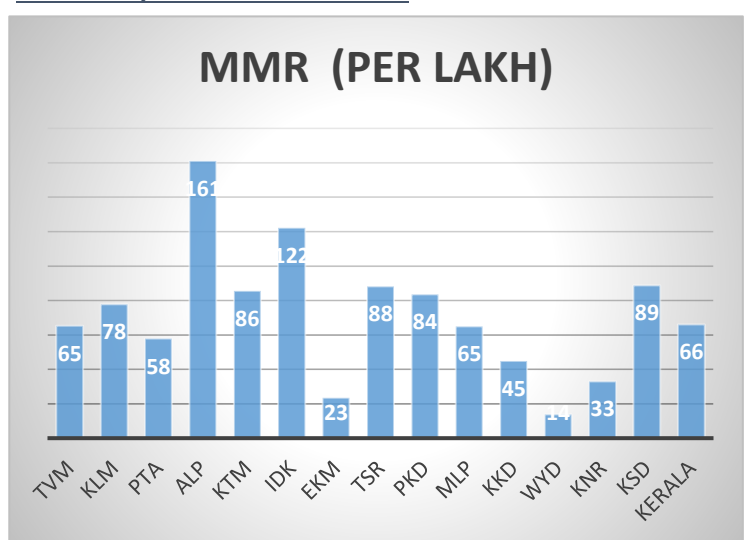




7. Maternal death April –Nov 21-DHS data



8.MMR -April –Nov 21-DHS data



COVID-19 Case Management Webinar Series: COVID-19 and pregnancy

11 January 2022 13:30 – 15:30 CET

The World Health Organization is pleased to invite you to the **COVID-19 Case Management Webinar Series: COVID-19 and pregnancy**.

COVID-19 disease is associated with increased risk of severe illness and adverse maternal and perinatal outcomes.

This webinar will focus on key elements to consider in the clinical management of mild, moderate or severe COVID-19 during pregnancy, childbirth and the early postnatal period.

This session will bring together experts from around the world to discuss community- and hospital-based management, supportive care, prevention of complications and use of therapeutics for COVID-19 during pregnancy.

Target audience:

- Doctors, midwives Nurses and Health Care Workers caring for pregnant women with COVID-19.
- Policy makers and health care or hospital/unit managers.

When: January 11th, 2022, 1:30-3:30pm central European time

Register in advance for this webinar:

https://who.zoom.us/webinar/register/WN_qdC1X2CnRXc85IX6bqPtlA

After registering, you will receive a confirmation email containing information about joining the webinar.

Women with COVID-19 can **breastfeed** if they wish to do so. They should:

- Practice respiratory hygiene and wear a mask
- Wash hands before and after touching the baby
- Routinely clean and disinfect surfaces

World Health Organization

#COVID19 #CORONAVIRUS

Fact Sheet – RBSK & Child Health - December 2021

Program Goals and Objective:

Reduction of under five Mortality and Infant Mortality as per the State Goals set under SDG-2030. Improve quality of survival through service process high standardized care path way.

Program achievements:

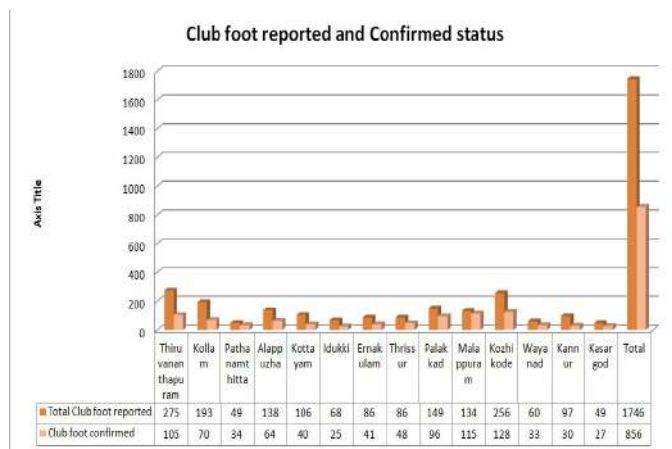
Shalabham Screening status

2021-22					
	Q1	Q2	Oct	Nov	Dec
Delivery	30143	31683	10408	10259	9753
VBD Screened	30119	35572	12277	13762	12808
VBD positive	658	743	230	256	284
PO Screened	15845	15826	5168	5275	4839
PO failed	264	234	58	67	74
MB Screened	26770	28140	8687	9635	10779
MB identified	100	99	30	31	16

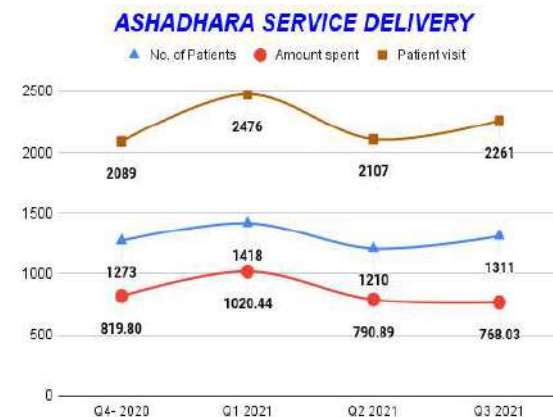
Hridayam Status

Total Cases	Registered	Surgery Done	
354	Dec-21	54	Dec-21
3195	2021	1333	2021
2265	2020	878	2020
3239	2019	941	2019
2186	2018	625	2018

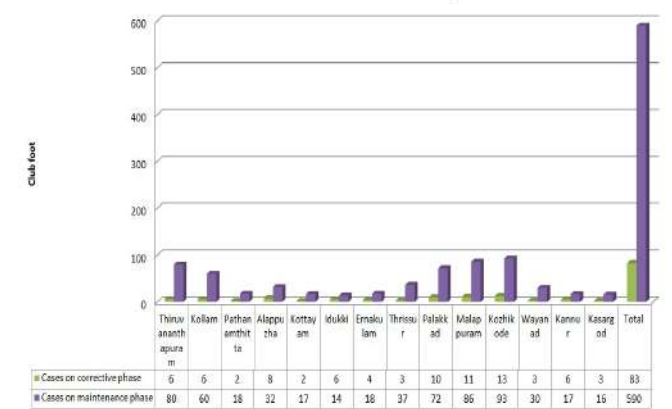
Club Foot Status



Ashadhara Status



Club foot corrective and maintenance phase



Inference:-

- * 595166 children are screened under Comprehensive Newborn screening program since June 2018 and 12808 babies were screened in December 2021 – RBSK
- * Community level RBSK screening restarted.
- * SRS (Oct 2021) reported Kerala IMR as 6.
- * Noted that similar no. of bleeding episodes are reported in last four quarters.
- * Introduction of standardised protocols and regulatory measures as shown a trend in reduction in expenditure.

Plan for this quarter:-

- * Roll out of SAANS, Asadhara web portal and school health program increased visibility for programs like AMB through strengthening community level activities.
- * Implementation of Care pathway for club foot for universalising service provision.



Adolescent

Health DECEMBER 2021

WORLD AIDS Day Observance Dec 1

Top Stars!--Ksd, Mpm, Ekm, Pkd, Kkd

63 Special Programmes, 3020 teenagers participated!!

Tribal Adolescents Health Seeking Behaviour Pilot Survey RKSK Kerala & SCERT Kerala

Interaction with 3100, and 387 sampled in 3 districts--Ksd, Pkd, Idk



59458 teenagers given Counselling Help!

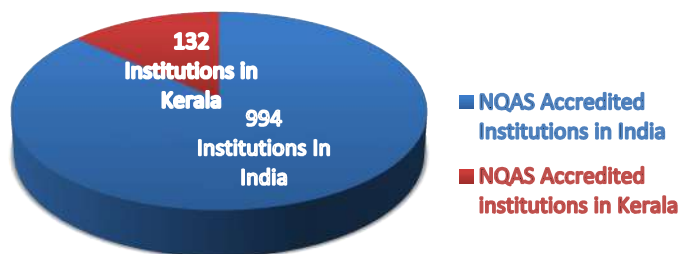
79416 adolescents sensitized via 2535 Outreach Programmes



243 Adol Health & Wellness Days and 356 Adol Friendly Club meetings

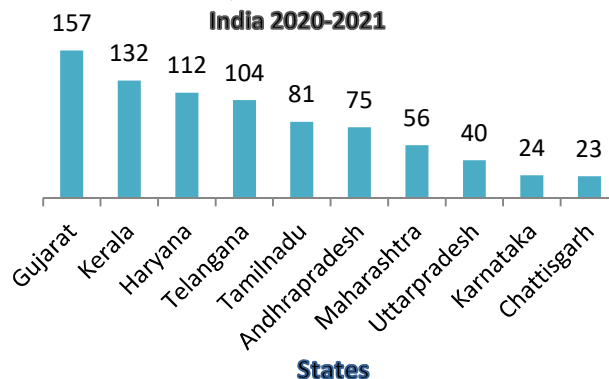


NQAS Accreditation Status of Kerala



NQAS Certified Facilities

TOP State wise NQAS Certified Health Facilities in India 2020-2021



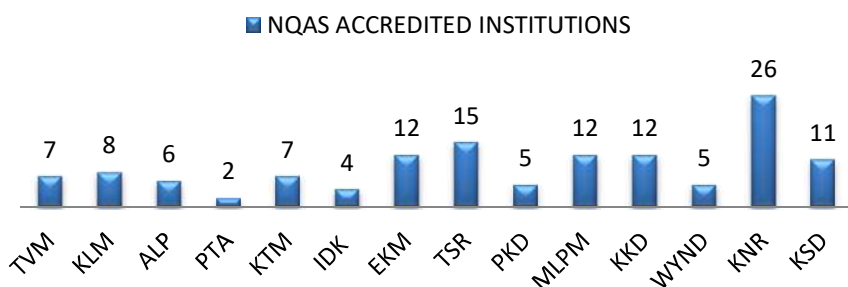
* Accreditation status of other states taken from NHSRC Website

* Accreditation status of other states taken from NHSRC Website

Physical Achievements 2021-22 – District wise

Districts	NQAS District Assessment conducted	NQAS District Assessment conducted Dec	Institution Ready for State Assessment	Institution Ready for State Assessment Dec	NQAS State Assessment conducted	NQAS State Assessment conducted Dec	NQAS National Application given	NQAS National Application given in Dec	NQAS National Assessment conducted	NQAS National Assessment conducted Dec	NQAS Certified	NQAS Certified Dec
TVM	8	0	4	0	4	0	3	0	3	0	3	0
KLM	4	0	4	0	4	0	4	0	4	0	4	1
PTA	2	0	2	0	2	0	2	2	0	0	0	0
ALP	3	0	1	0	1	0	1	0	1	0	1	0
KTM	9	0	5	0	5	0	5	1	3	2	1	1
IDK	3	0	3	0	3	0	3	0	2	0	2	0
EKM	6	0	6	0	6	0	6	0	4	0	2	0
TSR	9	0	7	0	7	0	7	1	6	2	4	0
PLKD	3	0	3	0	2	0	1	1	0	0	0	0
MLPM	4	0	4	0	4	0	2	0	1	1	0	0
KKD	7	1	7	1	5	0	4	0	3	0	3	1
WYND	4	0	4	0	4	0	4	0	3	0	3	2
KNR	3	0	3	0	3	0	5	2	3	1	3	1
KSD	10	0	6	0	6	0	10	4	6	1	3	1
Total	75	1	59	1	56	0	58	12	39	7	29	7
LaQshya Accreditation Status	TSR – Government Medical College, Thrissur State level Assessment conducted											
MBFHI Certification Status	Total 19 applications submitted for MBFHI certification Out of that 10 applications not qualified application criteria of MBFHI. 4 Institutions Assessment completed, 5 institutions Assessment yet to be scheduled.											

NQAS ACCREDITED INSTITUTIONS DISTRICT WISE



CURRENT ACTIVITIES IN QUALITY ASSURANCE

❖ **Kayakalp Assessments 2021-**

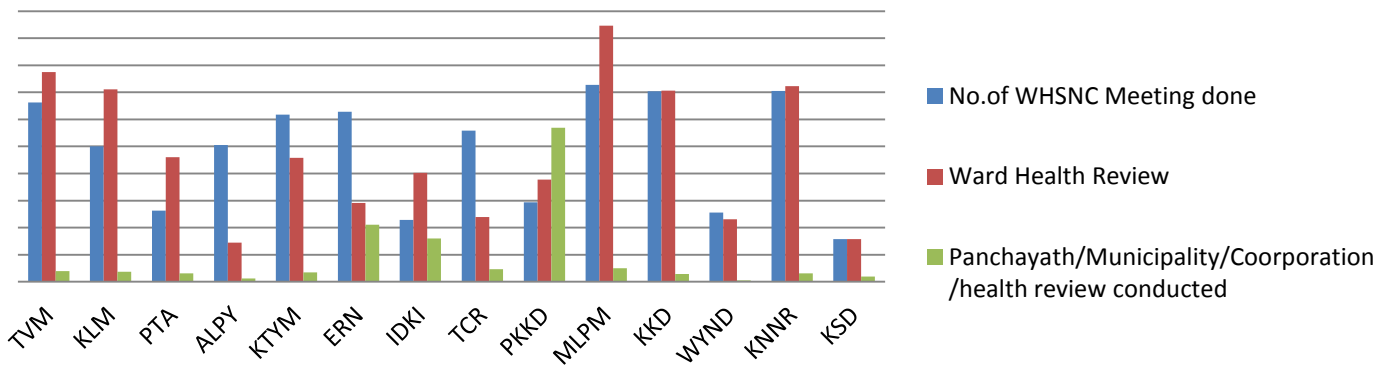
Kayakalp State Assessment of Institutions will be completed by 1st week of January 2022.

FACT SHEET – ASHA & COMMUNITY PROCESS DECEMBER 2021

Total no .of ASHA	26223
Rural ASHA	21694
Urban ASHA	4010
Tribal ASHA	519
ASHA Covid death	9



WHSNC/Ward Review & Panchayath Health Review Meeting



Block	Sep-21	Oct-21	Nov-21
Thariode	1	1	5
Meppady	0	2	0
Urban	0	2	0
Meenagady	2	2	5
Pulpally	3	2	14
Porunnannore	14	23	31
Hamlet ASHA's	14	10	5
Total	34	42	60

TRAININGS CONDUCTED BY STATE TRAINING DIVISION

TRAINING CATEGORY	TILL NOW TOTAL	SESSIONS IN DECEMBER
Total trainings	278	3
Direct trainings	24	0
COVID related trainings	120	1
Online trainings – Live interaction	232	3
NQAS related trainings	50	0
Other department trainings	44	0

TRAININGS AND REACH IN DECEMBER

TOPIC	SESSIONS	PARTICIPANTS COVERAGE
Rapid Update I What we know and don't know about omicron	1	210
E sanjeevani Doc to Doc consultation training	2	15
NRCP, Rabies dilemmas and solutions	1	378



YOUTUBE CHANNEL

KERALA HEALTH ONLINE TRAINING

PARAMETER	LIFETIME	NOVEMBER	DECEMBER
Subscribe			
Total videos uploaded	696	22	19
Subscribers	17165	472	191
Playlist created	62	5	5
Views	474.2K	18.2K	11.7K
Watch time	31.4K	1.2K	841.4
Impressions	5.8M	393.9K	285.5K
Click through rate	3.2%	2.6%	2.0%

New play list created – AMR webinar, DM and HTN Webinar series, Infection control practices in primary health care settings, Ministerial staff trainings, School reopening COVID prevention



LEARNING MANAGEMENT SYSTEM NATIONAL HEALTH MISSION, KERALA

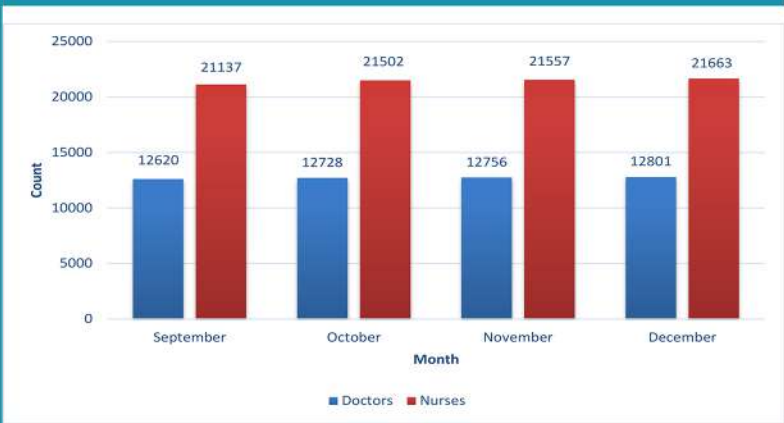
Equipped to handhold more than 20000 participants at a time in LMS, Able to conduct live session with 1000 participants at a time, Suitable platform for different forms of evaluations.

LMS PARAMETER	TILL NOW TOTAL	NOVEMBER
Total enrollments	4882	540
Total courses	23	3
Total number of cohorts	18	3
Total number of certificate issued	2008	296
Adherence to the course	>90%	>90%

New courses added to the platform – Training on AMR prevention and awareness, Training on diabetes mellitus and hypertension, MBFHI assessor training program.

Future plan - Updation of courses, More courses(Expected upto 90), Need based trainings, Institutional wise grouping.

COVID ICU TRAINING DATA



ACHIEVEMENTS AND CHALLENGES

ACHIEVEMENTS



Conducted MBFHI assessor training program in LMS with 70% adherence and success rate

Conducted onsite training need assessment in Attappadi, Gap analysis done- identified need subcenter strengthening, Aardram trainings, ICU trainings, and other need based trainings.

Identified gap for ICU trainings, Emergency trainings, Basic and advanced cardiac care trainings

LMS enrollments and use increased

CHALLENGES



Yet to receive lesson plans of few training divisions.

Even after repeated communication no ICU training data from DME side after June 5 and from KSIHFW side after October 20

Need of curriculum planning sittings for program divisions

STATE TRAINING DIVISION, NHM KERALA

LEARNING MANAGEMENT SYSTEM FACT SHEET - DECEMBER 2021



SALIENT FEATURES OF LEARNING MANAGEMENT SYSTEM

- Can conduct different format of training programs (Live sessions, self paced Open courses, Self paced restricted training programs).
- The enrolled participants can freely view and participate in courses which all are opened for the respective category.
- Highly interactive platform – Can form discussion forums within the course; can interact with designated faculty at any time etc.
- Creative assessment methods – Can establish more creative assessment methods to the courses or sessions such as quizzes, exams, puzzles, descriptive exams etc.
- Can integrate with live platform with zoom
- Can conduct live session with 1000 participants at a time e.
- Good format for accounting and reporting of participants activities

LEARNING MANAGEMENT SYSTEM GENERAL DATA

- 23 COURSES UPLOAD (4 COVID SPECIFIC, 13 NQAS RELATED TRAININGS, 1 MLSP, 16 NON COVID)
- 4342 PARTICIPANTS ENROLLED – ENROLLMENT IN PROGRESS
- CAPABLE OF CONDUCTION LIVE SESSIONS WITH 1000 PARTICIPANTS AT A TIME
- MORE THAN 90 % ADHERENCE TO THE SESSIONS IN THIS MONTH
- NEW COURSES UPLOAD (NOVEMBER) - 5 COURSES
- ENROLLMENT PROGRESS - OCT (4071) TO NOV (4315) -244
- 2008 COURSE CERTIFICATES ISSUES IN NOVEMBER



USER LOGIN STATISTICS (PER DAY IN LMS)



STATUS OF COURSES IN LMS

SL NO	COURSE	STATUS	CATEGORY
1	Infection prevention and control - COVID 19 context	Active	COVID Related
2	Short course on COVID 19 management in children	Active	COVID Related
3	A short course in NPCDCS	Active	NQAS Related
4	A short course in COVID 19 management guidelines - Speciality perspective	Active	COVID Related
5	Training on national tobacco control Program	Active	NQAS Related
6	E Sureksha, Training for Volunteers	Decommissioned	COVID Related
7	Training on national AIDS control Program	Active	NQAS Related
8	Training on National Tuberculosis Elimination program	Active	NQAS Related
9	Training on IDSP	Active	NQAS Related
10	Training on Kala Azar for Lab technicians	Active	Category Wise
11	Training MLSP	Active	Category Wise
12	Short course on Vector control measures	Active	Category Wise
13	Training on NVBDCP	Active	NQAS Related
14	Training on School health program in Kerala	Active	NQAS Related
15	Training on national program for control of Blindness and Visual impairment	Active	NQAS Related
16	Training on National Family Health program and RTI/STI control program.	Active	NQAS Related
17	Training on National Program for health care of elderly	Active	NQAS Related
18	Training on FIMNCI	Active	NQAS Related
19	Training on Mental health programs in Kerala	Active	NQAS Related
20	Training on MLC issues in PHC/FHC and CHCs	Active	NQAS Related
NEW COURSES ADDED TO THE PLATFORM IN DECEMBER			
21	Training on AMR prevention and awareness	Active	Need Based
22	Training on Diabetes mellitus and hypertension management	Construction	Need Based
23	MBFHI assessor training program	Active	CH Division

ENROLLMENT STATUS

SL NO	PARTICIPANT CATEGORY	NUMBER OF ENROLLMENTS NOVEMBER	DECEMBER	REMARKS
1	Doctors/Medical practitioners	642	688	Increased
2	Nursing officers	1028	1392	Increased
3	Pharmacists	287	295	Increased, Regrouping done
4	Lab technicians	293	262	Decreased, Regrouped the participants
5	MLSPs	1628	1641	Increased, new addition done
6	Ministerial staffs	26	32	Increased
7	Public health staffs	296	298	Increased regrouping done
8	DVC Staffs	94	94	Same
9	Optometician	4	5	Increased
10	RBSK Nurse	6	8	Increased
11	Supportive staffs	8	21	Increased
12	Palliative Nurse	3	4	Increased
13	Public relation officers	18	28	Increased
14	Quality assurance officer	9	18	Increased
15	ASHA Workers		1	Newley added
16	Dietician		1	Newley added
17	Physiotherapist		1	Newley added
18	Radiographer		1	Newley added
Total		4342	4882	540 Newly added participants

Some enrolled participants are not categorised under respective cohorts.

ENROLLMENT PROGRESS IN NOVEMBER - NOVEMBER - 4342
NOVEMBER - 4882
540 ENROLLMENTS IN NOVEMBER

CERTIFICATE ISSUED THROUGH LMS PLATFORM

SL NO	COURSE	CERTIFICATE ISSUED NOVEMBER	DECEMBER
1	Infection prevention and control - COVID 19 context	11	43
2	Short course on COVID 19 management in children	In progress	Not downloaded
3	A short course in NPCDCS	30	82
4	A short course in COVID 19 management guidelines - Speciality perspective	In progress	Not downloaded
5	Training on national tobacco control Program	43	79
6	E Sureksha, Training for Volunteers	198	198
7	Training on national AIDS control Program	42	76
8	Training on National Tuberculosis Elimination program	39	77
9	Training on IDSP	18	63
10	Training on Kala Azar for Lab technicians	In progress	11
11	Training MLSP	1215	1215
12	Short course on Vector control measures	In progress	5
13	Training on NVBDCP	27	52
14	Training on School health program in Kerala	24	38
15	Training on national program for control of Blindness and Visual impairment	13	21
16	Training on National Family Health program and RTI/STI control program.	21	36
17	Training on National Program for health care of elderly	24	33
18	Training on FIMNCI	1	3
19	Training on Mental health programs in Kerala	3	10
20	Training on MLC issues in PHC/FHC and CHCs	3	10
21	Training on AMR prevention and awareness	In progress	In progress
22	Training on Diabetes mellitus and hypertension management	In progress	In progress
23	MBFHI assessor training program	In progress	In progress

TOTAL CERTIFICATE ISSUED TILL NOVEMBER - 1712

CERTIFICATES ISSUED TILL DECEMBER - 2008

DECEMBER - 296 CERTIFICATES ISSUED





Infrastructure



Overview

- Responsible for project management of all infrastructure activities funded by NHM.
- Carryout New Construction and Hospital strengthening works sanctioned in each year.
- Patient Friendly Infrastructure Development Initiative through AARDRAM Mission.

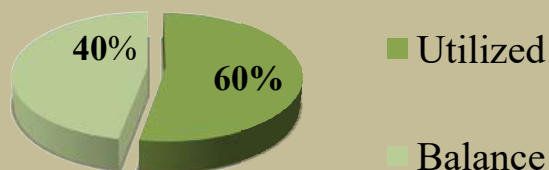
MAJOR ACHIEVEMENTS IN LAST 5 YEARS

- **FACILITY UPGRADATION IN MCH, DH/W&C, TH HOSPITAL**
 - 06 MCH / W&C Blocks
 - 06 OP/IP /Labour Blocks
 - 11 Labour room as per LaQshya Standards
 - 18 SNCU, NBSU, HDU.
 - 02 Isolation ward/ Hemophilia Clinic
- **NEW CONSTRUCTION**
 - 03 CHCs
 - 17 PHCs
 - 06 Sub Centre
 - 04 Regional Vaccine Store
 - 03 Training Institutes, DISHA building
 - 04 Skill Lab/Geriatric ward
- **AARDRAM MISSION**
 - 08 Medical Colleges
 - 13 District/General Hospitals
 - 02 Taluk Hospitals
 - 521 PHC converted to FHC
- **FLOOD : RECONSTRUCTION /RENOVATION**
 - 04 District /Taluk Hospital
 - 26 PHCs
 - 42 Sub Centres
 - 05 Training institute, Mental Health Centre

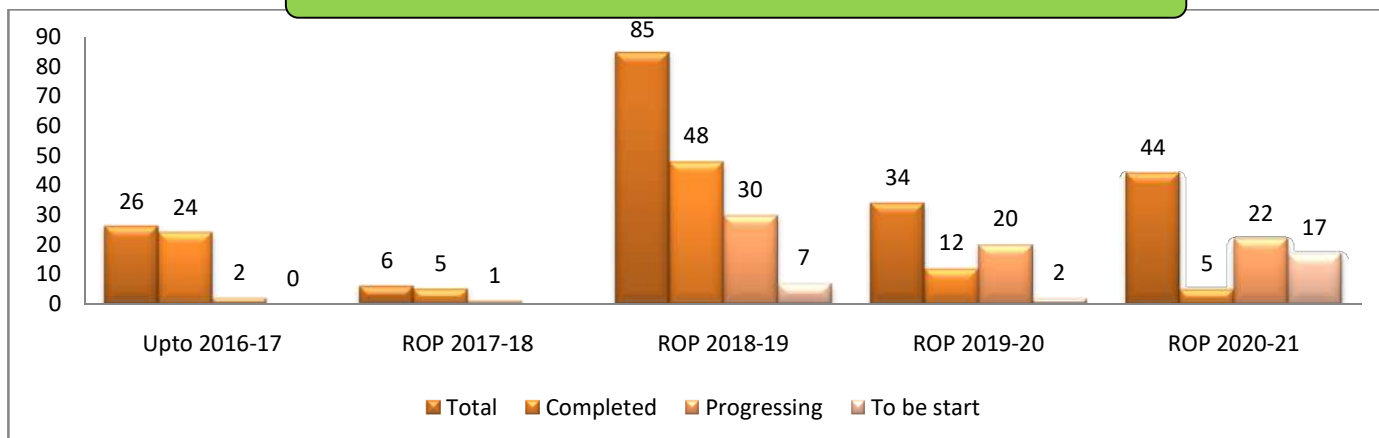
Infrastructure initiative to overcome COVID pandemic situations

- CFLTC - 36 Nos
- MGPS - 03 Nos.
- Negative Pressure/ICU - 8 Nos
- Lab - 04 Nos
- COVID Hospital - 24 Nos
- COVID Vaccine center - 8 Nos.
- Central Oxygen System- 22 Nos

Financial Aspect (Last 5 year)



Physical Progress of ROP Works (Last 5 Year)



ACTION PLAN

March 2022

- **12 Nos** Labour room as per LaQshya Standards
- **5 Nos** CHC Building
- **9 Nos** PHC building.
- **3 Nos** Eye OT.
- **5nos** HWC Building
- **1 Nos** Blood Bank/Burns unit
- **1 Nos** RPH Lab.
- **2 Nos** CSSD/CLMC
- **2 Nos** Training institute.
- **6 Nos** OPD Transformation in GH&TH
- **29 Nos** Conversion of CHC to BFHC
- **86 Nos** PHC to FHC Transformation
- **98 Nos** Strengthening of HWCs

September 2022

- **9 Nos** Labour room as per LaQshya Standards
- **4 Nos** CHC Building.
- **5 Nos** PHC Building.
- **3 Nos** HWC Building
- **2 Nos** Lab building.
- **1Nos** Training institute
- **2 Nos** MNCU/DEIC
- **1 Nos** Modular OT.
- **2 Nos** Eye OT
- **2 Nos** Dialysis/Burns unit
- **1 Nos** Oxygen plant
- **187 Nos** PHC to FHC Transformation
- **150 Nos** Strengthening of HWCs

December 2022

- **2 Nos** MCH Block
- **6 Nos** Labour room as per LaQshya Standards
- **4 Nos** PHC Building.
- **10 Nos** HWC Building
- **1Nos** Training institute
- **3 Nos** Eye OT
- **6 nos** STP
- **1 Nos** Hemophilia clinic
- **40 Nos** PHC to FHC Transformation
- **200Nos** Strengthening of HWCs

NEW APPROVALS

- ROP 2021-22
 - Administrative sanction for **52 Nos.** by January 2021.
- ECRP II under COVID Package –Paediatric ICU/HDU - 52 works
 - Completion of works by **February 2022**

Challenges

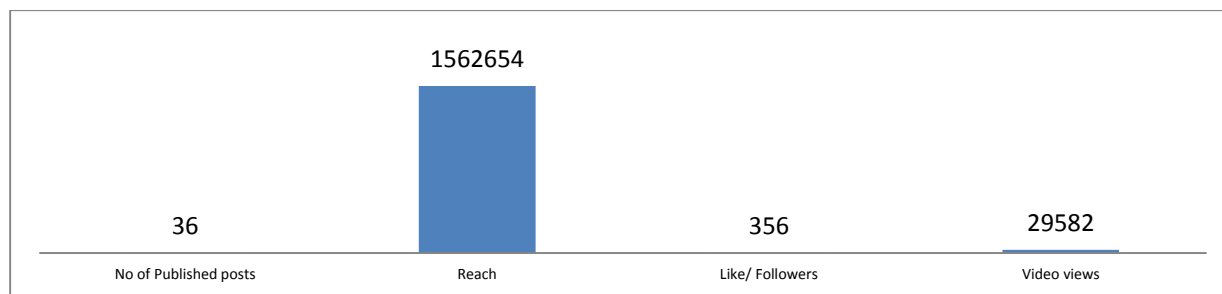
- Hike in Material and Labour cost
- Actual cost exceeds the sanctioned amount due to enforcement of DSR 2018
- Delay in getting Hindrance free site for construction.
- Non availability of Competitive Agency/Contractor

FACT SHEET – IEC/ BCC – December 2021

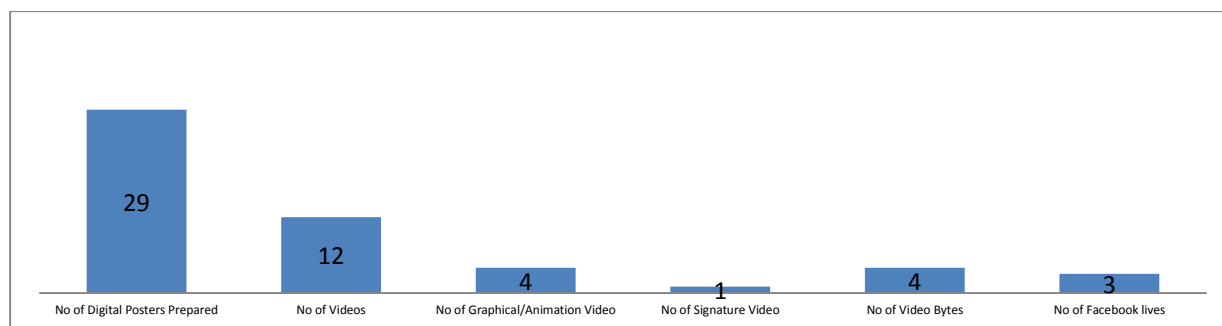
CAMPAIGNS

- » Covid Awareness Activities – Special focus on Second dose vaccination
- » TV Campaign On Family Planning
- » Theatre Campaign on Family Planning
- » KSRTC Bus Branding on Family Planning
- » Train Branding on Family Planning
- » FM Campaign on Family Planning
- » KSRTC Bus Branding On the Importance of breast Feeding
- » KSRTC Bus Branding on Climate change
- » Social Media campaigns on family planning, covid awareness ,climate change, viral hepatitis, etc
- » Signature Video Production on NRCP

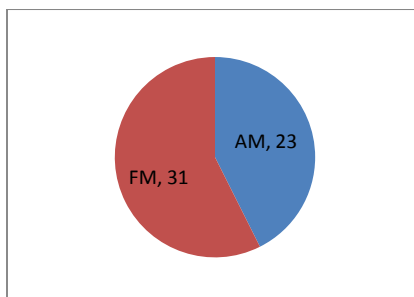
SOCIAL MEDIA Analytics



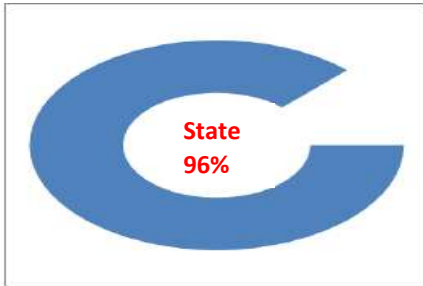
Content Production



Radio Health

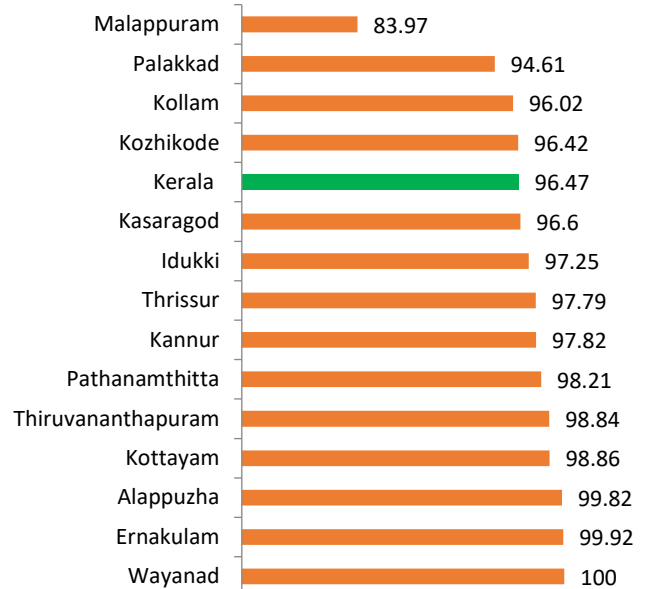


Daily Reporting Status in HMIS



In new HMIS, five data items- Hospital OP, Hospital IP, ILI, SARI, Fever greater than 7 days are collected on daily basis.

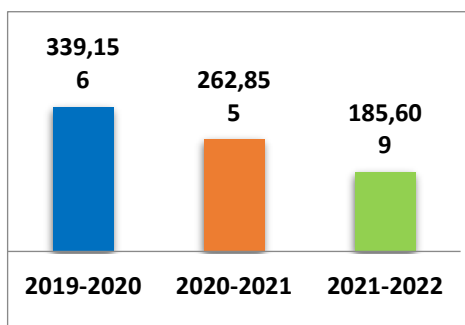
During the month December, around 96% of the institutions in the State reported the daily Hospital data. Wayanad, Ernakulam, Kottayam & Alappuzha completed above 95% of daily hospital data. Among the districts Malappuram (84%) and Palakkad (95%) reported the lowest.



Monthly Data Reporting Status in RCH

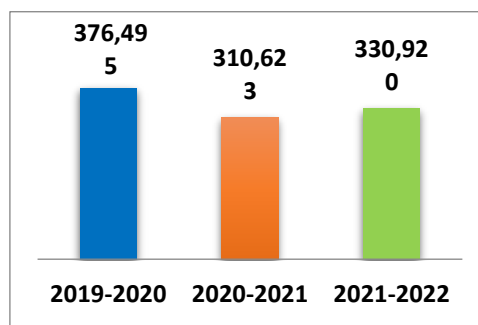
Eligible Couples

Number of Eligible Couples Registered in RCH Portal During April to December



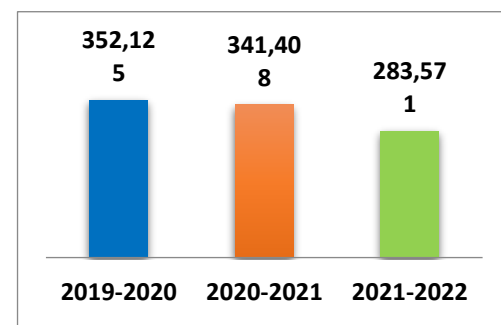
Pregnant Women

Number of Pregnant Women (PW) Registered in RCH Portal During April to December



Child Birth

Number of Child Birth Registered in RCH Portal During April to December



Sharpe decline is seen in the number of EC registered in this period for the three consecutive years



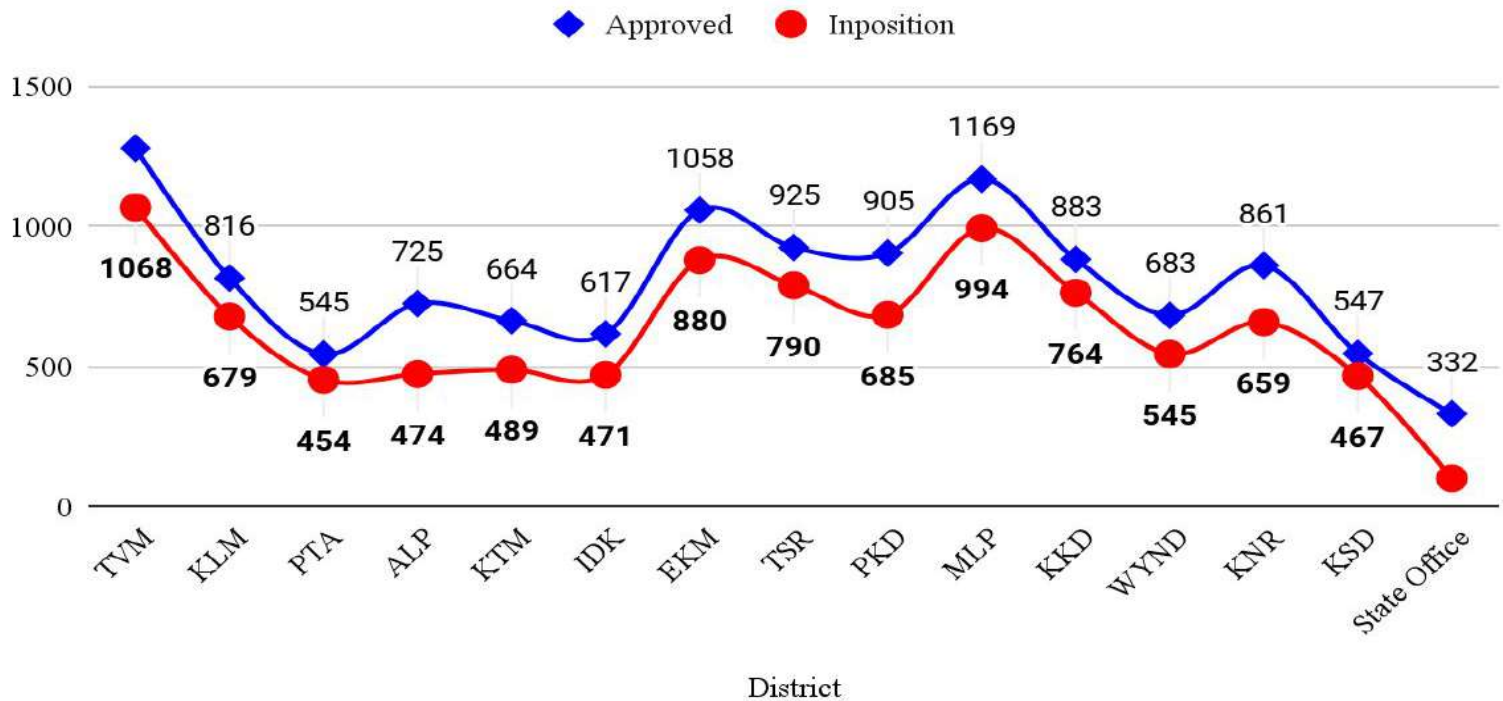
Number of PW registered in RCH portal showed a sharpe dip from 2019 to 2020 and then a slight increase during 2021



Child registration shows a slight decrease in 2020 when compared to 2019 and a sharpe decrease in 2021

Human Resource

Human Resource : 2021-22



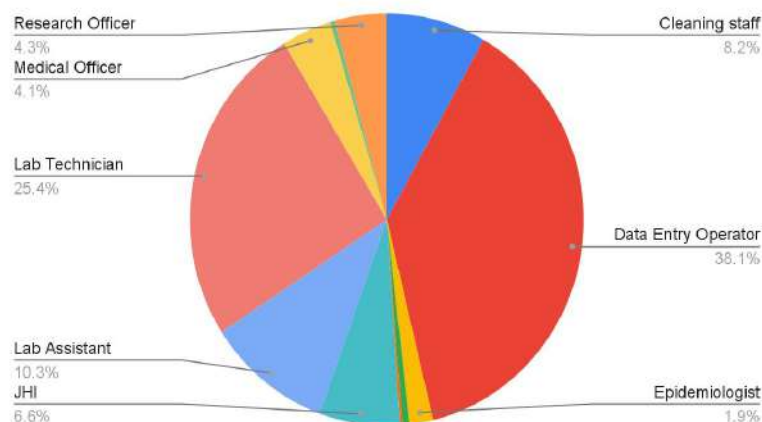
Points / Issues in HR

- Directions were given to fill up all the vacant posts. Recruitments going on.
- Govt has extended the service of staff appointed for CVOID control activities till end of Feb 2021

NHM Staff details

	Administratio n staff	Service delivery staff	Total
Total Approved	1144	10865	12009
In position	1055	8466	9521
Vacant	89	2399	2488

HR for COVID ACTIVITY

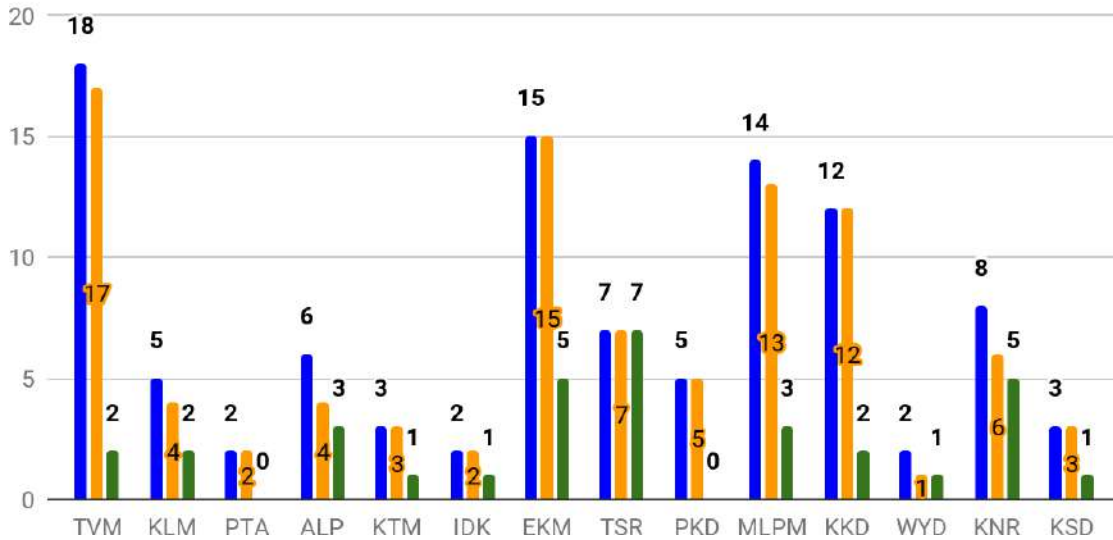


District	Functional	Approval 21-22	NQAS Accredited
TVM	17	1	2
KLM	4	1	2
PTA	2	0	0
ALP	4	2	3
KTM	3	0	1
IDK	2	0	1
EKM	15	0	5
TSR	7	0	7
PKD	5	0	0
MLPM	13	1	3
KKD	12	1	3
WYD	1	1	1
KNR	6	2	5
KSD	3	0	1
Total	94	9	34

Activity	Target	Achieved
UHND (4/Month/UPHC)	3348	3120
Special Out reach Camp	93	62

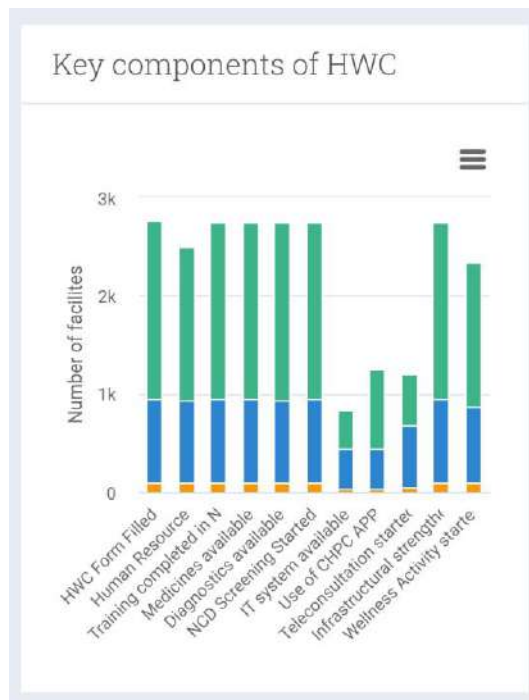
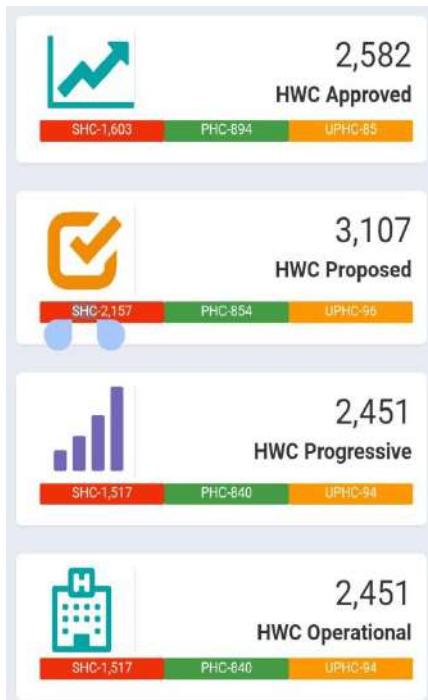
National Urban Health Mission Kerala

■ Approved ■ Functional ■ NQAS Accredited



Health and Wellness - Kerala

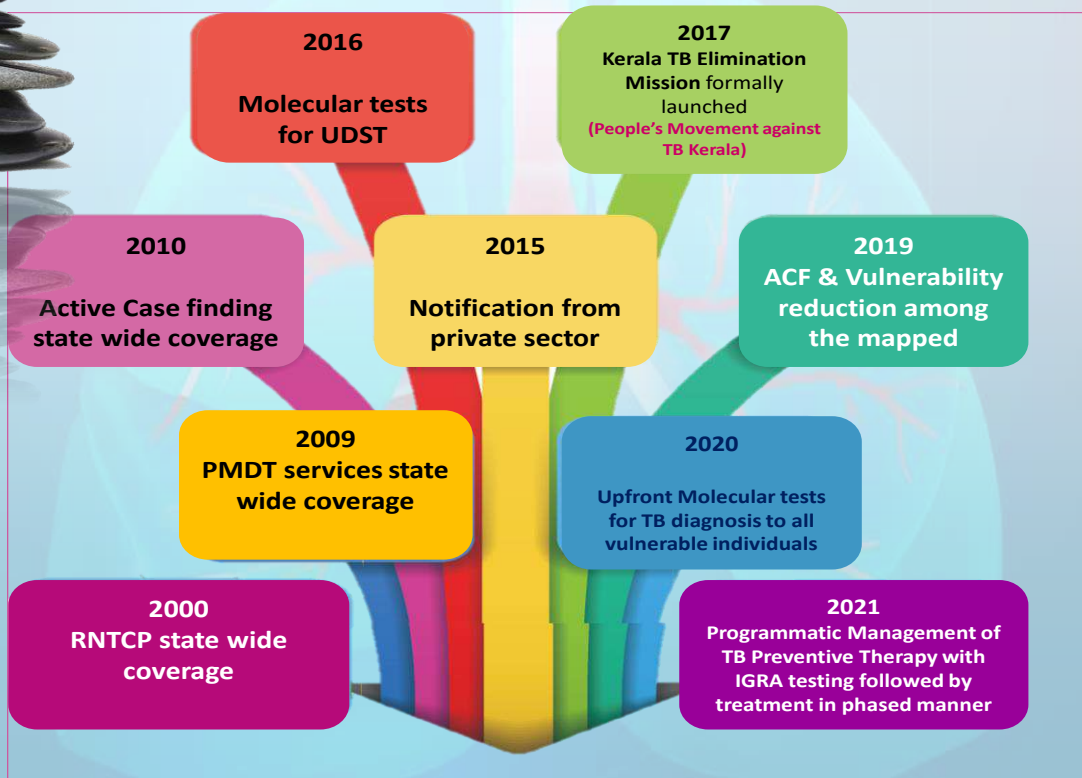
Approved	2017-18	2018-19	2019-20	2020-21	2021-22	Total	Functional
Sub Centre	0	0	728	875	1510	3113	1521
FHC	170	504	220	0	0	894	849
UPHC	0	30	30	33	0	93	93



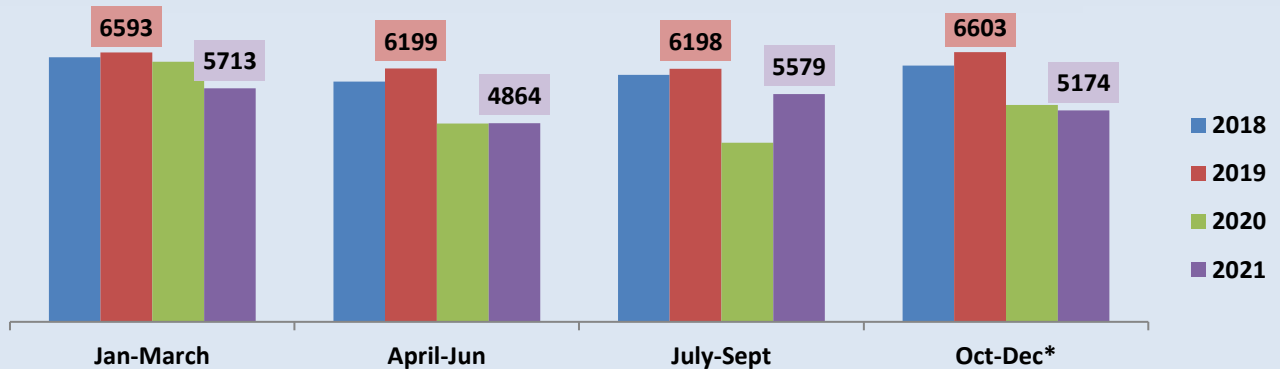


Fact Sheet – NTEP Kerala December 2021

Milestones in the battle against TB



TB Notification Trend 2018 to 2021



*2021 data up to 15th Dec

Kerala Achievement so far...

- 37.5 % decline in estimated state wise incident cases since 2015
- Bronze category certification- Sub National Certification- Only state
- 561 Panchayath had ZERO Under 5 TB in 2019
- 688 Panchayath had 100% Treatment Success in 2019
- 709 Panchayath had ZERO DR TB in 2019
- 135 Panchayath had Exemplary Case Finding Efforts



IDSP Factsheet DECEMBER 2021

31/12/2021



IDSP Reporting Units

DISTRICT	Rus in S form	% of Units Reported	Rus in P form	% of Units Reported	Rus in L form	% of Units Reported
TVM	529	100.00	123	100.00	55	99.96
PTA	265	99.46	63	99.35	18	98.64
KSD	250	97.87	55	99.29	17	98.56
KKD	435	80.53	101	82.74	26	80.61
PKD	517	76.12	111	81.78	63	80.01
MPM	589	82.48	131	84.02	62	87.46
KLM	439	99.77	86	94.80	28	98.03
TSR	478	96.13	135	99.12	43	99.72
ALP	378	100.00	90	99.98	34	100.00
WYD	204	99.90	45	100.00	29	100.00
IDK	320	96.24	60	96.77	37	94.98
KNR	426	100.00	127	99.98	25	99.92
EKM	431	95.13	131	94.58	41	94.33
KTM	338	89.32	88	67.81	33	87.76
TOTAL	5597	92.73	1346	92.39	511	93.18

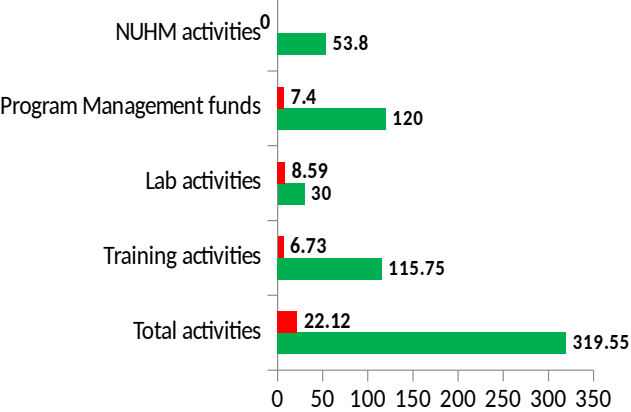
IDSP Lab Network

Dist Public Health Labs (8)	Referral Network Lab(9)
Kollam	Thiruvananthapuram
Pathanamthitta	Kollam
Alappuzha	Alappuzha
Ernakulam	Kottayam
Malappuram	Ernakulam
Kozhikode	Trissur
Wayanad	Palakkad
Kannur	Malappuram
	Kozhikode

Entomological Survey During The Month	No. of surveys done
No of Zika outbreak Investigations done	0
Zika related Entomology Surveys	2
No of Dengue outbreak Investigations done	0
Dengue related Entomology Surveys	9
No of CG outbreak Investigations done	0
CG related Entomology Surveys	1
Malaria Surveys Done	10
Filaria Night Blood Surveys	0
Kala Azar Related entomology surveys	0
JE Related entomology surveys	0

Total Outbreaks: 71 (upto week 49)					
Outbreak	Total no. of Outbreaks	Affected District	No of OB	No of Outbreaks Lab Confirmed	Name of the Lab
ADD	11	Ernakulam	8	8	RPHL EKM
		Alappuzha	1	1	NIV ALP
		Wayanad	1	1	THQH Vythiri (Weak Positive for Widal)
		Thrissur	1	1	NIV ALP
Avian Influenza	2	Kottayam	1	1	ICMR ALP
		Alappuzha	1	1	
Chicken pox	1	Alappuzha	1	0	
Chikungunya	2	Trivandrum	2	2	SPHL TVM
Dengue Fever	17	Palakkad	7	7	PKD DH
		Kottayam	1	1	MCH KTM
		MPM	2	2	MCH Manjeri
		Kannur	1	1	RPHL KNR
		Ernakulam	2	2	RPHL EKM
		Kozhikkod	3	3	RPHL KKD
		Kollam	1	1	RPHL KLM
Exanthematous fever with cervical Lymphadenopathy.	1	Trivandrum	1	1	MCH TVM
Food Poisoning	12	Trivandrum	2	1	MCH TVM
		Kollam	1	1	
		PTA	1	1	
		Wayanad	2	1	RPHL KKD IQRAA Batherly KWA Kalpetta
		Ernakulam	2	0	
		Kozhikkode	2	2	
		Kasaragod	1	0	
Thrissur	1	1	MCH TSR		
Cholera	1	Kozhikkode	1	1	MCH KKD
Hepatitis A	2	Kannur	1	1	RPHL KNR
		Ernakulam	1	1	RPHL EKM
Hepatitis B	1	Kollam	1	1	
Hepatitis C	1	Kollam	1	1	
KFD	1	Wayanad	1	1	DPHL WYD
Leptospirosis	1	Kasaragod	1	1	DH Kanjangad
Melioidosis	1	Thrissur	1	1	PVT (Amrita Hospital)
Shigella	9	Ernakulam	4	4	RPHL EKM, MCH EKM
		MPM	1	1	MCH Manjeri
		Wayanad	1	1	MCH KKD
		Kozhikkode	2	2	MCH KKD
		Wayanad	1	1	MCH KKD
ZIKA	3	Trivandrum	1	1	NIV ALP
		Ernakulam	2	2	NIV ALP
Kala-Azar (VL)	1	Palakkad	1	1	MCH TSR
Nipah	1	Kozhikkod	1	1	NIV Pune
Seasonal Influenza	1	Palakkad	1	1	NIV ALP
Noro Virus	1	Wayanad	1	1	NIV ALP
Avian Influenza	1	Alappuzha	1	1	
Total	71		71	65	

Fund Utilization



SOE Amount as on 31-12-2021 (in lakhs)

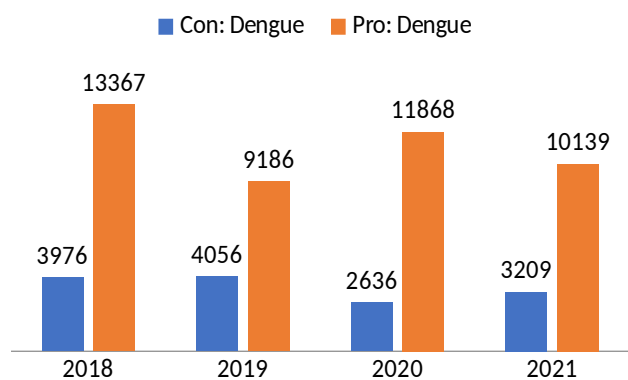
CHALLENGES

Lepto Cases & Deaths are increasing. ADD outbreaks are being reported

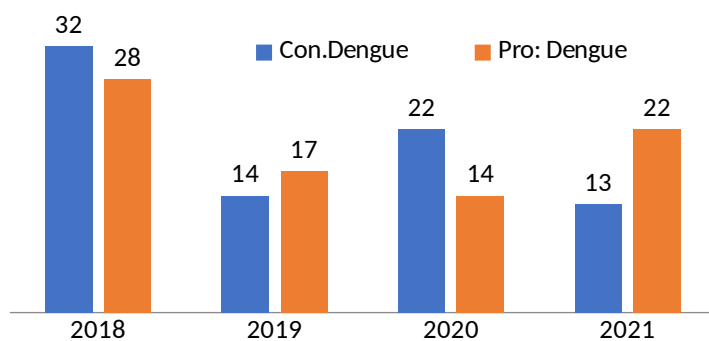
IHIP implementation Status: Started since 2019 March, Training completed. Awaiting Sanction for further action

NVBDCP Factsheet DECEMBER 2021

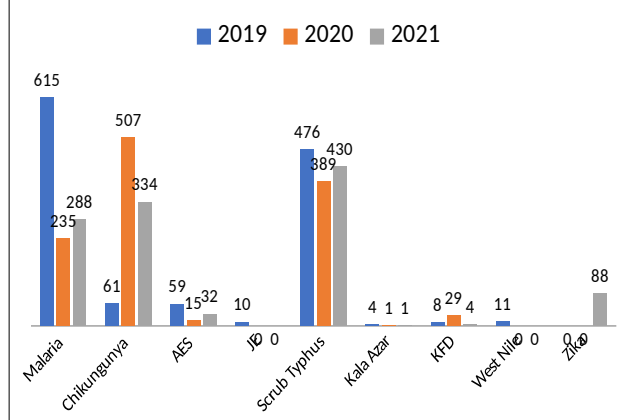
Dengue fever cases , Kerala 2017-2021 as on 31-12-2021



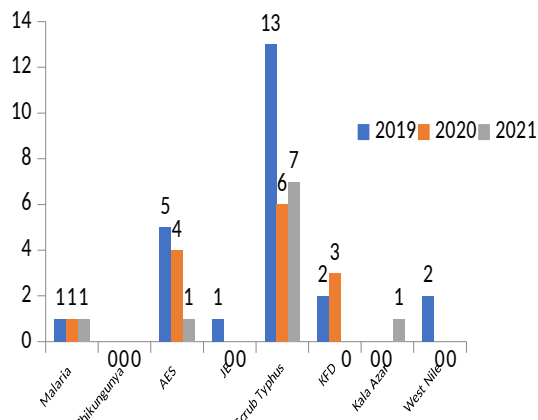
Dengue fever deaths , Kerala 2017-2021 as on 31-12-21



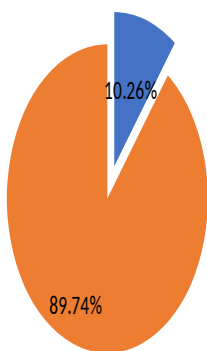
Other VBD cases 2019-2021 as on 31st Dec.2021



Deaths due to other VBDS(2019- 2021) as on 31st Dec 2021



NVBDCP Fund Status as on 31-12-21 ROP- Rs 1404.88L & Expenditure- Rs 144.22L & % EXP: 10.26%



Elimination of VBDs Targets and achievements

Sl.No	Indicator	Target	Achievement in 2020	Achievement in 2021
1	Malaria indigenous cases	Zero in all districts	15 indigenous cases(KSD-13,KNR-1,KKD-1)	One indigenous case (KKD)
2	Malaria death	Zero death	One death (KLM)	One death (KLM)
3	Malaria- Annual Parasite Incidence(API)	API<1 in all sub centres	API less than one in all except 2 subcentres	API less than one in all sub centres
4	Malaria-Annual Blood Examination Rate(ABER)	ABER= 10%	only 4.1%	only 3.0%(9 month target 7.5%)

SDG: Target year for District wise Elimination of Vector borne diseases in Kerala

Target year	Malaria	L.Filariaasis	Kala azar
2021-22	PTA,KTM,ALP,EKM, IDK	KLM,KTM	TVM,PTA,ALP,KTM, IDK,PKD,WYD,KSD
2022-23	TVM,KLM,WYD,MPM	PTA,IDK,WYD,TVM, EKM,TSR,KKD,KNR	KLM,EKM,KKD
2023-24	TSR,PKD	ALP,KSD	Nil
2024-25	KSD,KNR,KKD	Nil	KNR,TSR,MPM
2025-26	Nil	Nil	Nil
2026-27	Nil	PKD,MPM	Nil

Sl.No	Indicator	Target	Achievement in 2020	Achievement in 2021
5	Lymphatic Filariasis- Microfilaria rate in each site of all endemic districts	Less than 1% in each site	Less than 1% in all 11 endemic districts	Already achieved
6	Transmission Assessment survey outcome	Completion of TAS I, II & III in 11 endemic districts	Completion of TAS in I, II & III in 7 districts, TAS I & II in two districts	PKD & MPM districts qualified for TAS I
7	L.F-Morbidity Management and Disability Prevention Coverage	100%	21%	9.61%
8	L.F- Hydrocelectomy	100%	84%	90%
9	Kala azar : No. of cases per block	<1/10000 Block population	<1/10000 block population	<1/10000 block population
10	Dengue fever case fatality rate	CFR for Dengue <1%	0.88%	0.32%

NLEP FACT SHEET

CURRENT LEPROSY STATUS AT A GLANCE 2021-22
April-November

	PB	MB	Total
No: of new cases Detected During 2021-22	53	171	224
No: of Deformity Gr.II Cases	0	14	14
N: of Child Cases	5	3	8
No. of Female Cases	21	37	58
No. of SC Cases	8	7	15
No. of ST Cases	6	18	24
Prevalence Rate	0.121		

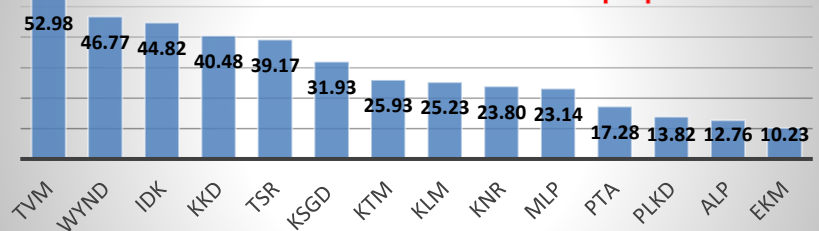
SDG-ACHIEVEMENT UNDER NLEP 2021-2022(April-November)

District	Reduce the PR from 0.2/10000 to <0.1	Reduce Child cases of leprosy from 1.17/million to < 0.6/million.	Grade 2 deformity from 1.2/million to < 1/million	Rate of child case with zero disability to be sustained
TVM	0.24	0.58	1.44	0
PLKD	0.20	0.00	0.68	0
KKD	0.16	0.00	0.31	0
KSGD	0.12	1.28	0.64	0
MLP	0.12	0.00	0.00	0
EKM	0.08	0.26	0.26	0
WYND	0.10	1.14	0.00	0
TSR	0.09	0.56	0.00	0
KNR	0.11	0.00	0.78	0
IDK	0.07	0.00	1.72	0
KLM	0.07	0.00	0.36	0
ALP	0.06	0.00	0.00	0
PTA	0.06	0.00	0.00	0
KTM	0.04	0.00	0.00	0

DISTRICT WISE CASE DETAILS (APRIL-NOVEMBER)

District	Total New cases Detected	Total Child cases Detected	Total Grade II Deformity cases Detected	Total Female Cases Detected	Total Cases on Treatment
PLKD	38	0	2	11	60
TVM	32	2	5	10	84
KKD	28	0	1	8	52
MLP	25	0	0	7	56
TSR	23	2	0	7	32
EKM	18	1	1	4	32
KNR	18	0	2	5	28
KSGD	8	2	1	2	18
WYND	8	1	0	2	9
KLM	7	0	1	1	19
ALP	6	0	0	0	15
IDK	5	0	2	2	8
PTA	4	0	0	0	7
KTM	4	0	0	0	9
TOTAL	224	8	15	59	429

ACD&RS % of Screened population



ACTIVE CASE DETECTION & REGULAR SURVEILLANCE - REPORT 2021-2022 (April to November)

Name of District	Cases Started MDT
Thiruvananthapuram	11
Kollam	5
Pathanamthitta	3
Alappuzha	3
Kottayam	0
Idukki	2
Ernakulam	0
Thrissur	12
Palakkad	31
Malappuram	14
Kozhikode	3
Wayanad	4
Kannur	11
Kasaragod	7
Total	106



NCD Clinics
6535

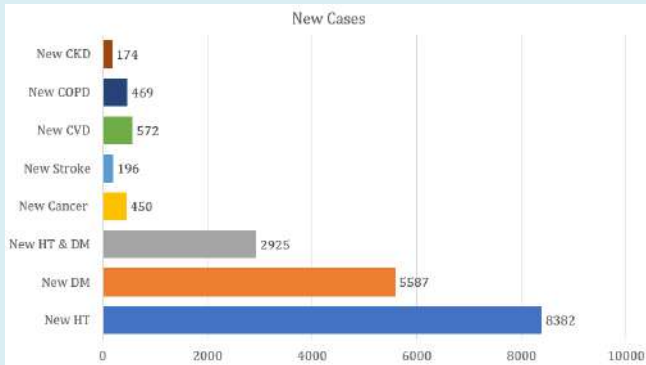
Post Covid Clinics
1185

New Screened
289807

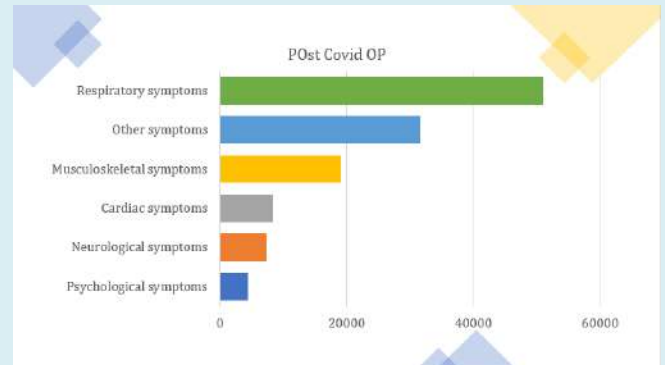
New Cases
18775

Follow up
337658

NCD Clinic

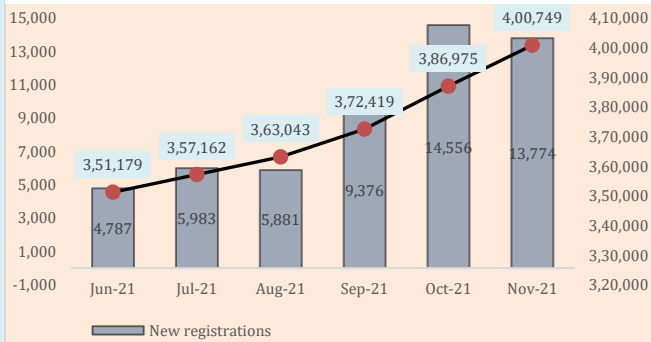


Post Covid Clinic



IHCI

IHCI Registrations- Cumulative and monthly (new and follow-ups)



IHCI

High & Low performing districts

Best performance	Lowest		
District: Kannur (Control rate: 46%, missed visits: 18%)	District: Wayanad (Control rate: 26%, missed visits: 51%)		
Decentralization	Jan 2021	Feb 2021	Mar 2021
Cumulative registrations at HWCs in IHCI districts	NA	NA	NA
Proportion of registrations at HWCs/ SCs (as % of total in districts)	NA	NA	NA
% of total patients registered in districts followed up at HWCs/SCs	NA	NA	NA

New Initiatives



Trainings/ Workshops

- Conducted on day TOT on Population Based Screening for District Palliative Coordinators and District Palliative care Coordinators at Ernakulam
- Conducted Media Workshop at SHSRC Thiruvananthapuram

MENTAL HEALTH PROGRAMME

FACT SHEET – DECEMBER 2021

DMHP CLINICS

NEW CASES

1266

ASWASAM CASES

SCREENED POSITIVE

961

Helpline Calls

988

TOTAL PSS CALLS

97,228

‘Ottaykkalla Oppamundu’ -December

No: of Health Personnel	842
No: of Calls given to persons in quarantine /isolation	79,148
No: of calls given to School children	17,092
No: of calls received in Helpline Numbers	988
Total Calls	97,228

- 97,228 persons in quarantine/isolation were given Psycho Social Support /Counselling calls during the month.
- 336 counselling were given for those with psychological issues.
- Psycho Social Support calls were given to 17,092 school children, with 6151 of them given counselling.

ASWASAM Till Date

Screened: 65,146

Positives: 12,090

Targeted Interventions

SMA FHC: 391

New Cases: 18,417

Total cases 25,576

DMHP CLINICs

No: of Clinics-
290

New Cases:

1266

Follow Up:
15,983

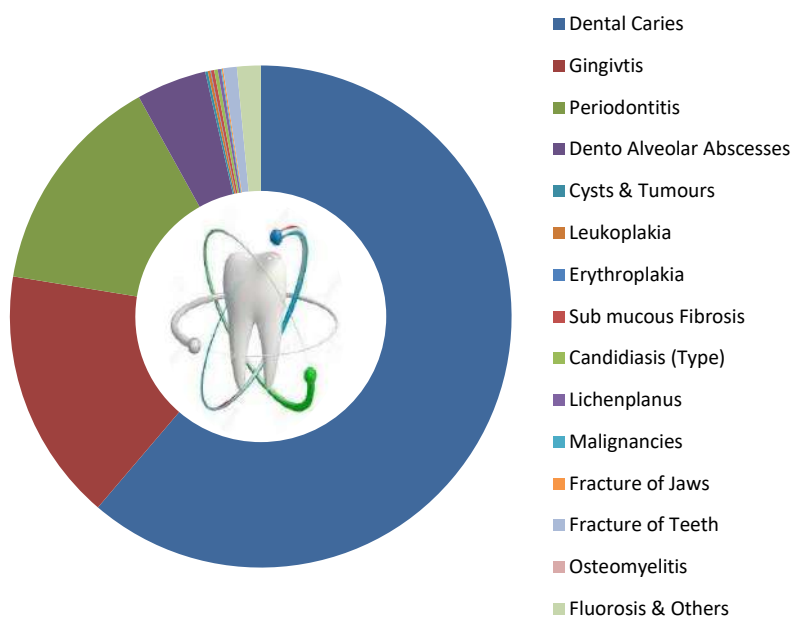
Primary Care:
9946

Total:
27,195

Fact Sheet of National Oral Health Programme (NOHP) NOVEMBER 2021

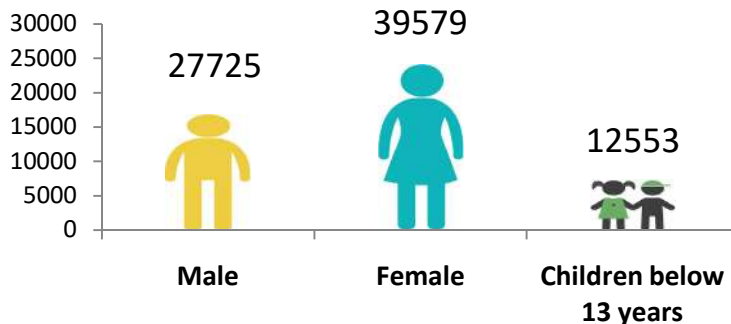
COMMON DENTAL FINDINGS-

Dental Caries	34994
Gingivitis	11454
Periodontitis	8164
Dento Alveolar Abscesses	2690
Cysts & Tumours	117
Leukoplakia	99
Erythroplakia	20
Sub mucous Fibrosis	66
Candidiasis (Type)	142
Lichenplanus	121
Malignancies	84
Fracture of Jaws	24
Fracture of Teeth	626
Osteomyelitis	6
Fluorosis & Others	1093
Denture Fibroma	0
Mucocele	0



79857

Total no. of patients treated during NOV- 2021



TREATMENT PROCEDURES (ORAL SURGERY)	9658
CONSERVATIVE PROCEDURES	9185
PERIODONTIC PROCEDURES	1085
PROSTHODONTIC PROCEDURES	370
ORTHODONTIC PROCEDURES	239
PAEDODONTIC PROCEDURES	4222
RADIOLOGY	2715
OUT REACH ACTIVITIES	5

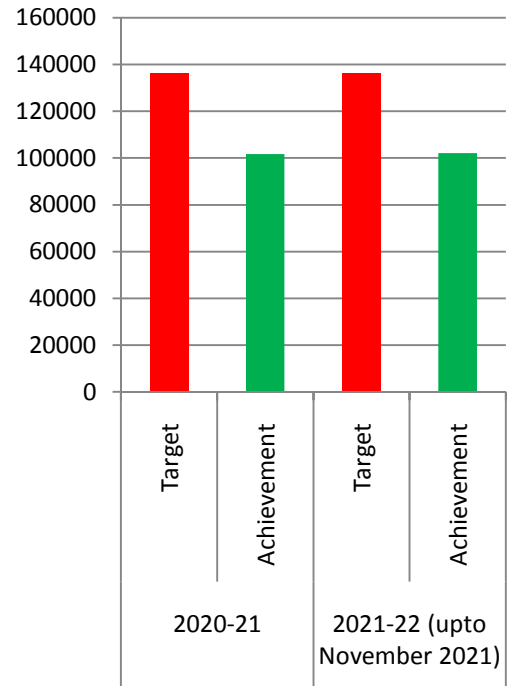
National Programme for Control of Blindness and Visual Impairment

Cataract Surgeries 2021-22

Cataract Surgeries District Level

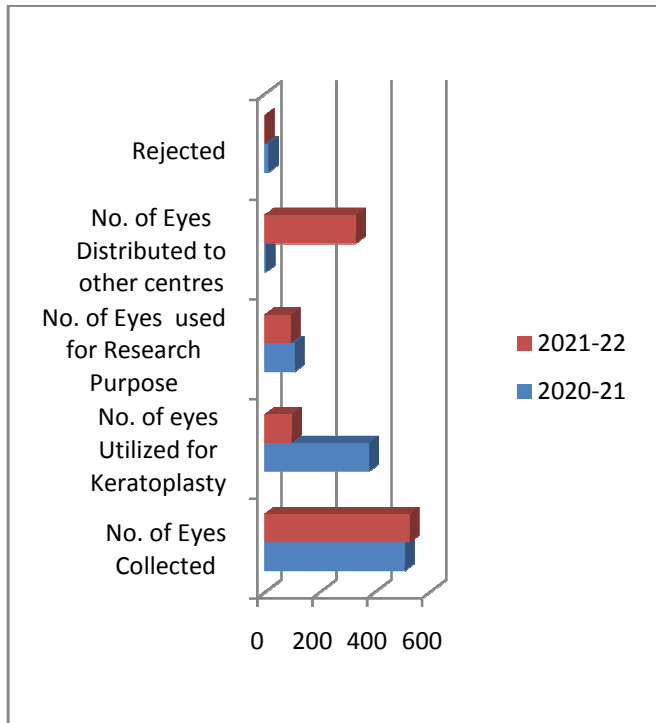
Year	2020-21		2021-22 (upto November 2021)	
	Target	Achievement	Target	Achievement
Thiruvananthapuram	13500	4619	13500	10624
Kollam	10700	4642	10700	6245
Pathanamthitta	4900	6242	4900	5529
Alappuzha	8700	7680	8700	6011
Kottayam	8000	9154	8000	8979
Idukki	4500	693	4500	1557
Ernakulam	13520	13307	13520	14219
Thrissur	12700	10352	12700	4244
Palakkad	11400	6741	11400	5664
Malappuram	16700	10992	16700	10972
Kozhikkode	12600	8606	12600	9287
Wayanad	3300	1739	3300	1651
Kannur	10300	13553	10300	14004
Kasargod	5300	3392	5300	3179
Total	136120	101712	136120	102165

State Level



% of Achievement 2020-21 74.72

% of Achievement 2021-22 upto Nov 75.06



Eye Bank Performance

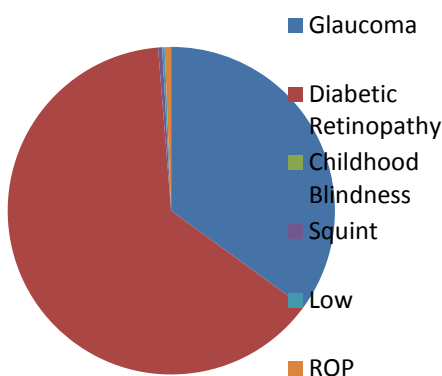
Year	2020-21	2021-22
No. of Eyes Collected	509	527
No. of eyes Utilized for Keratoplasty	380	99
No. of Eyes used for Research Purpose	110	95
No. of Eyes Distributed to other centres	5	331
Rejected	14	2

Supply of Spectacles

School Children	1472
Old age Person	12632

Other Eye Diseases	2020-21	2021-22
Glaucoma	3601	3489
Diabetic Retinopathy	5467	6996
Childhood Blindness	0	0
Squint	41	36
Low	81	21
ROP	140	63

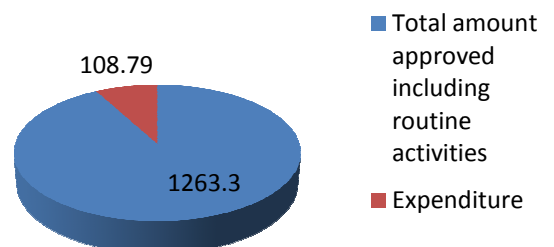
Other Eye Diseases 2021-22



ROP 2021-22:

Total amount approved including routine activities:
Rs : 1263.30 Lakhs

Expenditure upto 31.11.2021
Rs 108.79 Lakhs



NATIONAL PROGRAMME FOR PREVENTION AND CONTROL OF DEAFNESS – NPPCD



FACT SHEET

Basic Information

Year of Implementation : 2015, District Nodal Centers – 14 (1 per Dist), Extension Centers – 53 Institutions
Phase 1 - 28 Institutions, Phase 2 - 19 Institutions, Phase 3 - 6 Institutions (GH-14, DH-15, TH/THQH-38)

Equipment Details

Supply in progress

1. BERA Room (9) and Speech Therapy Room(4) - DNCs
2. Sound Treated Cubicle (28) - Phase-1
3. Tympanometer (28) – Phase-1

Administrative Sanction given

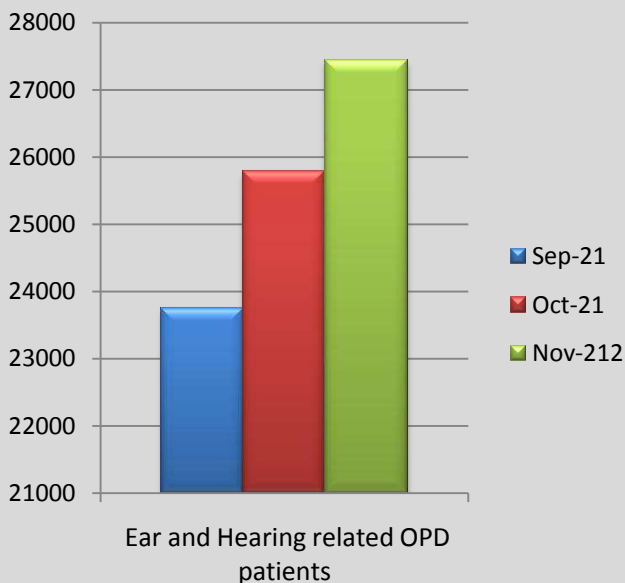
1. ENT Operating Microscope (3) – Phase 3
2. Micro drills with Burr Heads (10) – Phase 3
3. Micro Ear Surgery Instruments(10) – Phase 3
4. Sound treated Cubicle (19) – Phase 2
5. Tympanometer(19) – Phase 2

ROP Approval – Rs 384.58 Lakhs

- Ear Care Screening Camps @ selected H&WCs - Rs 10.08 Lakhs
- Procurement of Equipments – Rs 269.50 Lakhs
- IEC/BCC – Rs 48 lakhs (Rs 28 L for Dist)
- Recruitment of Audiologists - Rs 57 lakhs

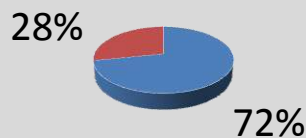
Achievement

NPPCD, Kerala became a member of the WHO's World Hearing Forum for the period of 2021-2023

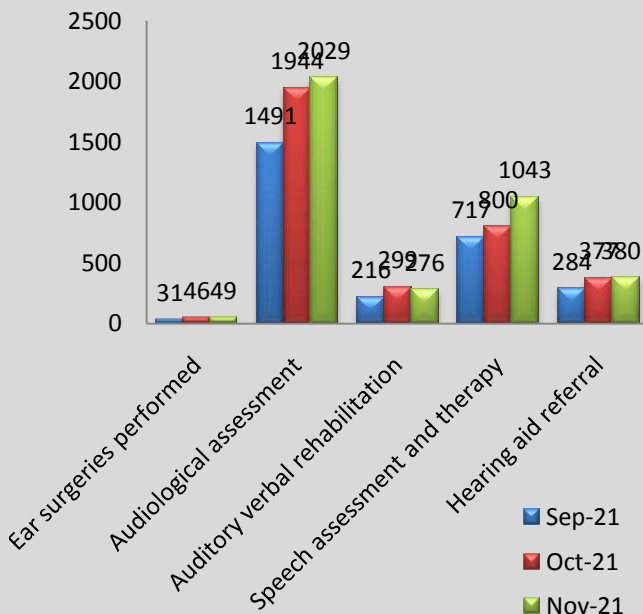
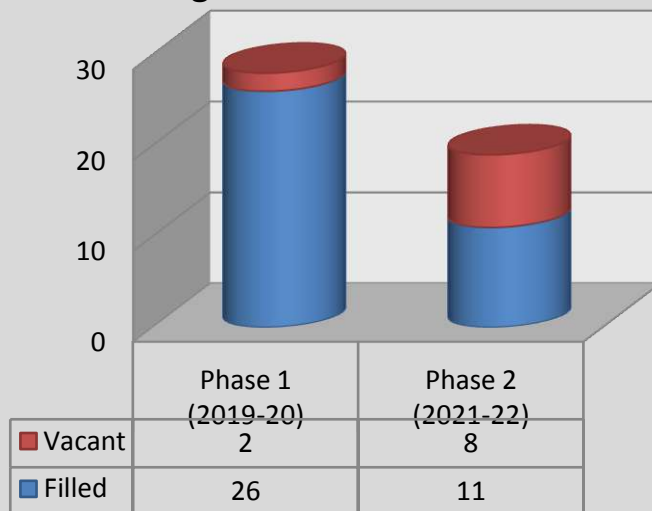


Expenditure

Utilised (Blue) Unutilised (Red)



Audiologist in Extension centers



Constraints

1. BERA room for District Centres – work interrupted due to cost escalation from Rs 3L to Rs 4.13L. (Additional funds of Rs 21 Lakhs is required)
2. Posting of Staff Nurse - sedation issues during BERA test in infants.
3. HR Vacancies, Audiologist (1 No), Audiometric Assistant (3 Nos) and Instructor for Young Hearing Impaired (2 Nos) in the districts from last year yet to be filled.

NATIONAL VIRAL HEPATITIS CONTROL PROGRAM

ദേശീയ വൈറൽ ഹെപ്പറ്റൈറ്റിസ് നിയന്ത്രണ പരിപാടി



FACT SHEET

Hepatitis B Month wise report of Screened, Positive & Added to Treatment

Hepatitis C Month wise report of Screened, Positive & Added to Treatment

Sl.No	April 2021 to October 2021			November-21		
	Screened	Positive	Added to Treatment	Screened	Positive	Added to Treatment
TVM	9614	131	255	2766	30	45
KLM	10379	58	02	5936	28	0
PTA	3503	60	19	519	05	07
ALP	10352	93	18	3365	34	04
KTM	8371	79	48	1111	05	03
IDK	2780	17	0	1370	04	0
EKM	6052	36	01	1521	06	01
TSR	14881	65	10	2809	19	06
PKD	2478	15	10	1881	12	02
MLP	8031	20	02	2332	04	01
WYD	1979	25	0	1827	12	0
KKD	9260	76	04	858	13	0
KNR	16290	40	14	2382	09	02
KSD	3327	11	04	744	01	0
Total	107297	726	387	29421	182	71

Sl.No	April 2021 to October 2021			November-21		
	Screened	Positive	Added to Treatment	Screened	Positive	Added to Treatment
TVM	9381	50	58	2110	16	06
KLM	6647	14	0	4468	03	0
PTA	1498	02	02	154	0	0
ALP	10325	55	30	3340	19	05
KTM	9326	20	07	1516	10	01
IDK	1750	02	0	339	0	0
EKM	5562	20	04	982	03	0
TSR	9338	16	16	2832	05	01
PKD	2184	03	01	1801	01	0
MLP	7534	06	04	2222	01	0
WYD	1701	02	0	1693	06	0
KKD	4868	26	15	836	05	03
KNR	15882	15	04	2234	03	01
KSD	2349	02	02	658	0	0
Total	88345	233	143	25185	72	17

NVHCP Treatment Centres Functioning Status

Sl No	District	Name of Treatment Centre	Functioning / Not Functioning	Remarks
1	Thiruvananthapuram	Govt. Medical College Trivandrum	Functioning	
1	Thiruvananthapuram	General Hospital Trivandrum	Functioning	
2	Kollam	District Hospital Kollam	Not Functioning	Recently not functioning
3	Kollam	Govt. Medical College Kollam	Functioning	
4	Pathanamthitta	General Hospital Adoor	Functioning	
5	Alappuzha	General Hospital Alappuzha	Functioning	
6	Alappuzha	Govt. Medical College Alappuzha	Functioning	
7	Kottayam	General Hospital Kottayam	Functioning	
8	Kottayam	Govt. Medical College Kottayam	Functioning	
9	Idukki	District Hospital Thodupuzha	Functioning	No Treatment Started
10	Idukki	Govt. Medical College Idukki	Not Functioning	Not Started
11	Ernakulam	General Hospital Muvattupuzha	Functioning	No Treatment Started
12	Ernakulam	GH Ernakulam	Just Started	No Treatment Started
13	Ernakulam	Govt. Medical College Ernakulam	Functioning	
14	Thrissur	General Hospital Thrissur	Functioning	No Treatment Started
15	Thrissur	Govt. Medical College, Thrissur	Functioning	COVID Hospital
16	Palakkad	District Hospital, Palakkad	Functioning	COVID Hospital
17	Palakkad	Govt. Medical College, Palakkad	Not Functioning	Not Started, Academic Section only
18	Malappuram	District Hospital, Perinthalmanna	Functioning	
19	Malappuram	DH Tirur, Malappuram	Just Started	No Treatment Started
20	Malappuram	Govt. Medical College, Malappuram	Functioning	
21	Wayanad	General Hospital, Kalpetta	Functioning	No Treatment Started
22	Kozhikode	General Hospital, Kozhikode	Functioning	
23	Kozhikode	Govt. Medical College, Kozhikode	Functioning	
24	Kannur	District Hospital, Kannur	Functioning	
25	Kannur	Government Medical College, Kannur	Functioning	
26	Kasargode	General Hospital Kasargode	Functioning	
Total Number of Treatment Centres				27
Total Number of Treatment Centres Functioning				24
Total Number of Treatment Centres Started treatment				19
Total Number of Treatment Centres Not Functioning				3
Total Number of Treatment Centres Functioning but no Treatment Started				5

Financial Achievement

Particulars	Amount (Rs. In lakhs)
Total ROP 2021-22 Approved	308.155
Administrative Sanction issued for IEC/BCC activities	34
Administrative Sanction Issued for procurement of Hepatitis B & C test kits for Districts	61.715
Administrative Sanction Issued for State PH Lab – Viral Load Testing	2.99
Administrative Sanction Issued for Districts – Sample transportation fund for Viral Load Testing	0.5
Administrative Sanction Issued for MCH TSR - Viral Load Testing	1.9
Administrative Sanction Issued for MTC & TCs (Posting of Peer Educator/ Supporter)	30
Administrative Sanction Issued for MTC & TCs (Management of Hepatitis A & E)	13
Administrative Sanction Issued for s for MTC & TCs (Meeting Costs/Office Expenses/Contingency)	15
Administrative Sanction Issued for MTC & TCs (Non-recurring Equipment)	5.55
Administrative Sanction Issued for State PH Lab, Thiruvananthapuram of (Meeting Costs/Office Expenses/Contingency).	1
Total AS issued	165.655
Total Kind Grant	49
% of AS Issued	70%



National Rabies Control Programme (NRCP)

FACT SHEET

511 Health institutions having the facility to give Anti Rabies Vaccine &
41 Health institutions having the facility to give Anti Rabies Serum.

Monthly Animal Bite Report for 2021-22.

Sl. No.	Districts	April 2021 to October 2021		November 2021	
		Dog Bite Cases	Cat Bite Cases	Dog Bite Cases	Cat Bite Cases
1	Thiruvananthapuram	19885	17315	3183	2740
2	Kollam	14672	15156	2251	2491
3	Pathanamthitta	7130	6013	1065	862
4	Alappuzha	9942	11287	1974	2178
5	Kottayam	7498	10365	1022	1584
6	Idukki	4775	1965	761	345
7	Ernakulam	14527	21198	2321	3380
8	Thrissur	8394	12921	1512	2496
9	Palakkad	17066	16198	2671	2437
10	Malappuram	5415	31556	887	5339
11	Kozhikkode	8302	22952	1184	3305
12	Wayanad	4245	5757	647	957
13	Kannur	10817	23604	1690	3628
14	Kasargode	5773	7415	814	1377
Total		138441	203702	21982	33119

Financial Achievement

Total ROP 2021-22 Approved - 27.26

Rs. 20 Lakhs-Administrative Sanction is issued to District level IEC/BCC activities & State level IEC/BCC activities 2021-22

FACT SHEET -LEPTOSPIROSIS

Dist	LEPTO			
	Sus		Con	
	C	D	C	D
TVM	357	51	256	9
KLM	31	6	62	4
PTA	74	18	86	2
IDK	93	9	18	6
KTM	210	24	201	5
ALP	370	3	231	8
EKM	482	32	216	7
TSR	85	5	51	7
PKD	164	21	60	0
MLP	106	13	115	3
KKD	295	39	172	4
WYD	213	14	111	3
KNR	130	5	34	0
KSD	65	2	77	0
Kerala	2675	242	1690	58

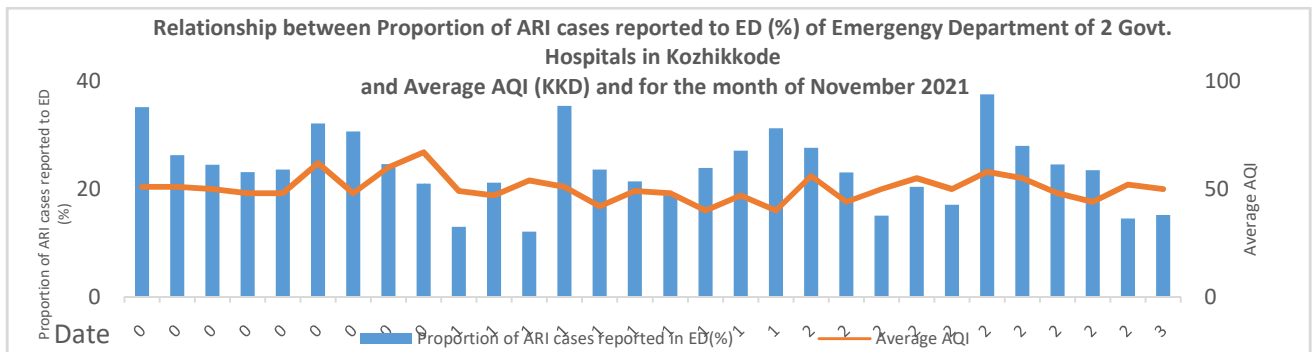
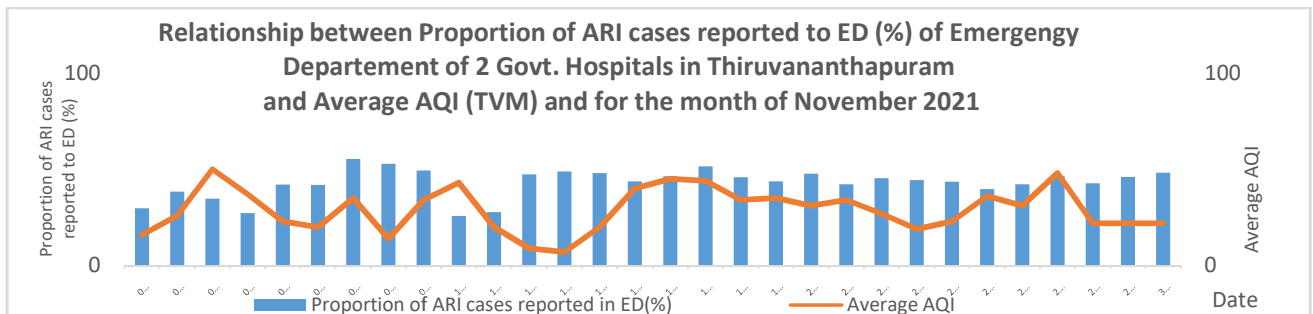
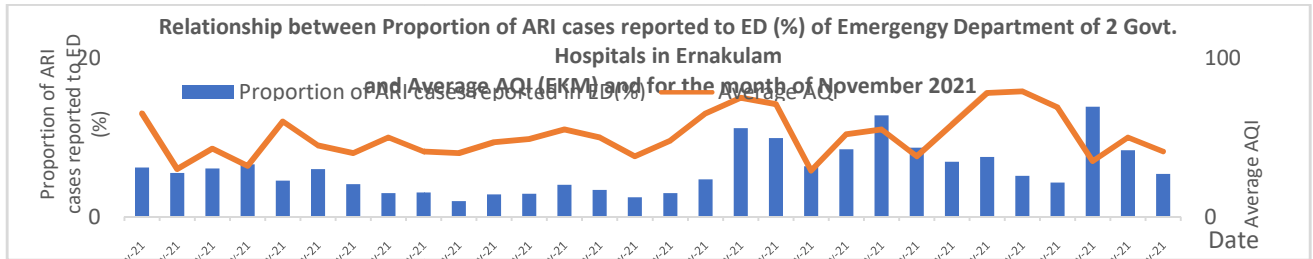
Name of Diseases	2019		2020		2021	
	Case	Death	Case	Death	Case	Death
Leptospirosis	1211	57	1039	48	1690	58



**National Programme
on Climate Change
and Human Health**

FACT SHEET DECEMBER 2021

ARI SURVEILLANCE

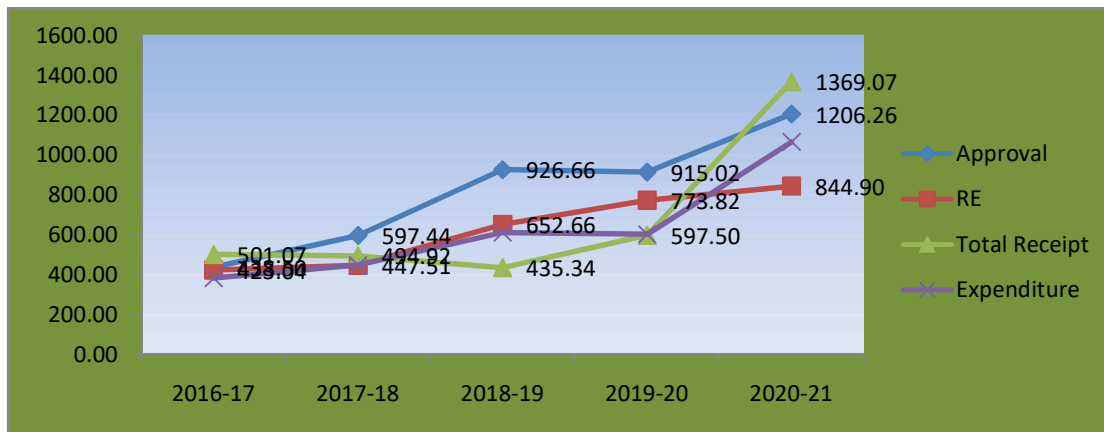


Newer Initiatives

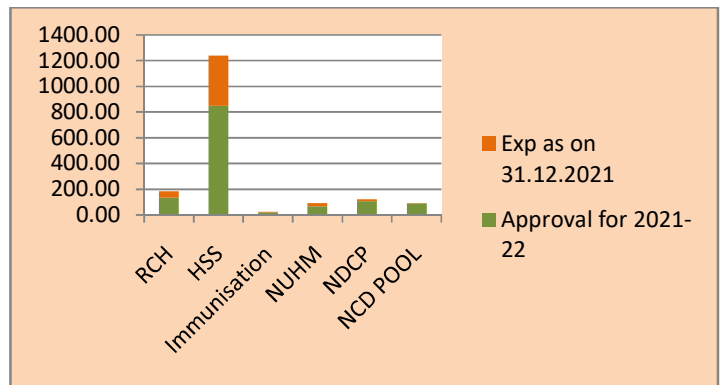
- Energy Audit of Health Care Facilities in Thiruvananthapuram in collaboration with Energy Management Cell under Solar City Project
- Joined Carbon Neutral Kattakada Initiative

NHM-FINANCIAL STATUS

NHM Fund status (Last 5 Years) (Rs in crores)				
Year	Approval	RE	Receipt	Expenditure
2016-17	438.50	423.04	501.07	383.51
2017-18	597.44	447.51	494.92	448.49
2018-19	926.66	652.66	435.34	611.49
2019-20	915.02	773.82	597.50	603.20
2020-21	1206.26	844.90	1369.07	1066.12

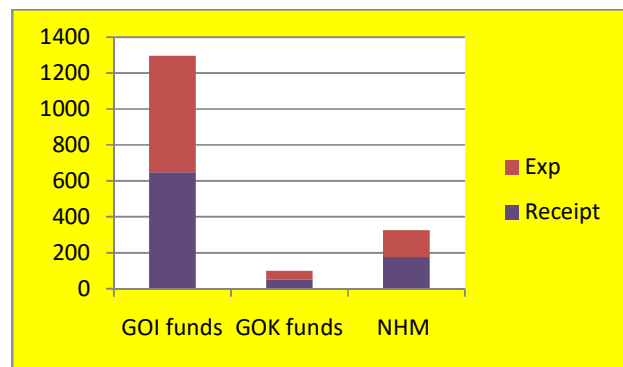


NHM 2021-22 (Rs in crores)			
Activity head	Approval	Exp as on 31.12.2021	%
RCH	132.71	50.75	38
HSS	847.62	390.14	46
Immunisation	17.68	5.59	32
NUHM	68.52	23.58	34
NDCP	105.21	15.63	15
NCD POOL	88.30	3.46	4
Total	1260.05	489.15	39



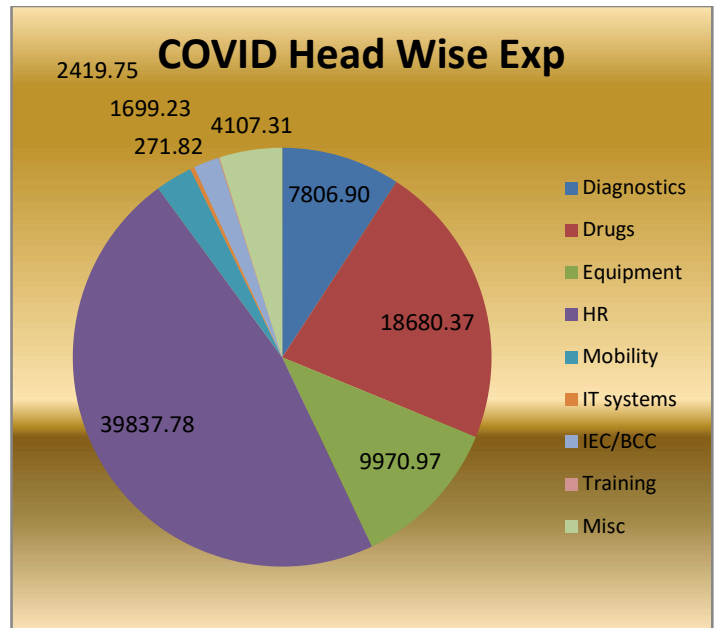
COVID Package funds –ECRP-Phase I (Rs in crores)

Year	Receipt GOI	Receipt GOK	Total Receipt	Expenditure
2019-20	74.21	49.47	123.68	123.68
2020-21	573.96	(100% CSS)	573.96	573.96
Uncommitted NHM funds taken for COVID			176.03	150.88
Total	648.17	49.47	873.67	848.52 (97%)

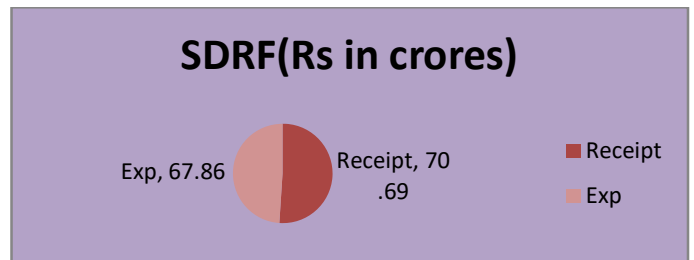


COVID Head wise Expenditure

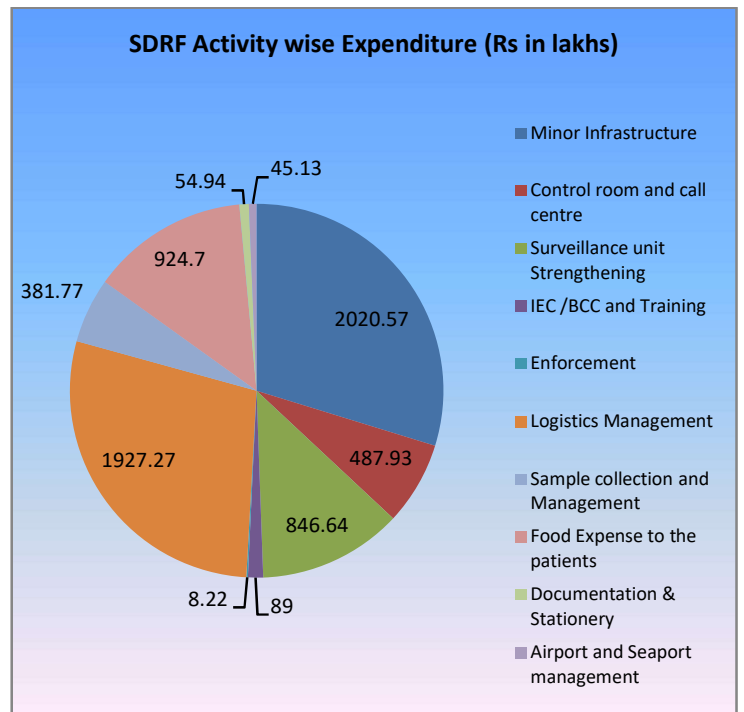
FMR code	Activity Head	Total Expenditure (Rs. in lakhs)
B.31.1	Diagnostics including sample transport	7806.90
B.31.2	Drugs and supplies including PPE and masks	18680.37
B.31.3	Equipment /facilities for patient care including support for ventilators	9970.97
B.31.4	Temporary HR	39837.78
B.31.5	Mobility Support	2419.75
B.31.6	IT systems including hardware and software etc.	271.82
B.31.7	IEC/BCC	1699.23
B.31.8	Training	57.74
B.31.9	Misc (which could not be accounted for in B31.1 to B31.7)	4107.31
	Total	84851.87



COVID SDRF Funds (Rs in crores)		
Year	Receipt	Expenditure
2020-21	50.69	50.69
2021-22	20	15.15
Total	70.69	65.84 (93%)

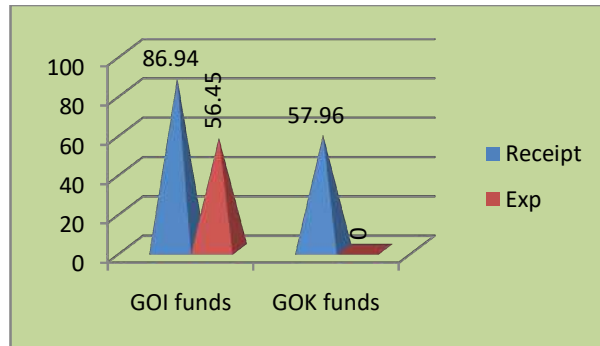


Sl no	Particulars	Amount in lakhs
1	Minor Infrastructure Modifications for setting of isolation and quarantine facilities, CFLTC – Medical	2020.57
2	Control room and call centre	487.93
3	Surveillance unit Strengthening	846.64
4	IEC /BCC and Training	89.00
5	Enforcement	8.22
6	Logistics Management	1927.27
7	Sample collection and Management	381.77
8	Food Expense to the patients on Covid 19 treatment and Isolation	924.70
9	Documentation & Stationery	54.94
10	Airport and Seaport management(Railway Station)	45.13
	Total	6786.17



COVID-ECRP II

2021-22	Receipt	Exp
GOI funds	86.94	56.45
GOK funds	57.96	0
Total	144.9	56.45



Summary of Approval and Expenditure under ECRP II (Rs in lakhs)

FM R	Activity / Item of expenditure	Approval	Expenditure	%
	Grand Total	28398.12	5645.18	20
S.1	COVID Essential Diagnostics and Drugs	7803.38	421.4	5
S.2	Ramping up Health Infrastructure with focus on Paediatric care units	12730.77	32.86	0
S.3	Enhancement of Human Resources for Health	5403.44	5170.43	96
S.4	IT Interventions - Hospital Management Information System and Tele-Consultations	2315.01	20.49	1
S.8	Capacity Building and Training for ECRP II components	145.5195	0	0

