



NATIONAL HEALTH MISSION

FACT SHEET

OCTOBER 2021

DATA POINT

The best-governed States in 2021

Kerala is the best-governed State in 2021 among the large States, according to the Public Affairs Centre's recently released Public Affairs Index (PAI) 2021. The index analyses governance performance using the three pillars of equity, growth and sustainability. It also assesses the implementation of five centrally sponsored schemes including MGNREGS and the National Health Mission. The 2021 index has also taken into account each State's response to the pandemic. Among the large States, Uttar Pradesh scored the lowest. Among the small States, Sikkim was ranked first, while Manipur was placed last. Among the UTs, Puducherry ranked first, while A&N Islands ranked last

1 U.P. was ranked among the bottom-three States in all pillars	2 Delhi was among the worst performers in equity and sustainability	3 U.P., Bihar and Odisha ranked last in overall performance
---	--	--

1. OVERALL PERFORMANCE | The table lists the States and their overall score and rank, according to PAI 2021. The higher a State's score, the better its governance performance. Kerala was ranked first among the large States while Uttar Pradesh was ranked last. Among the small States, Sikkim performed best while Manipur's performance was the worst

Rank	Large States	PAI 2021 Index Score
1	Kerala	1.618
2	Tamil Nadu	0.897
3	Telangana	0.891
4	Chhattisgarh	0.872
5	Gujarat	0.782
6	Punjab	0.643
7	Karnataka	0.121
8	Andhra Pradesh	0.077
9	Jharkhand	-0.071
10	Madhya Pradesh	-0.113
11	Rajasthan	-0.243
12	Maharashtra	-0.36
13	Haryana	-0.431
14	Assam	-0.459
15	West Bengal	-0.553
16	Odisha	-0.91
17	Bihar	-1.343
18	Uttar Pradesh	-1.418
Rank	Small States	PAI 2021 Index Score
1	Sikkim	0.907
2	Goa	0.748
3	Mizoram	0.659
4	Himachal Pradesh	0.318
5	Tripura	-0.009
6	Meghalaya	-0.146
7	Arunachal Pradesh	-0.258
8	Nagaland	-0.317
9	Delhi	-0.476
10	Uttarakhand	-0.643
11	Manipur	-0.783
Rank	UTs	PAI 2021 Index Score
1	Puducherry	1.345
5	DNH,DD	-0.445
4	Lakshadweep	-0.302
2	Jammu & Kashmir	0.396
3	Chandigarh	-0.298
6	A&N Island	-0.696

2. EQUITY | The equity pillar analyses inclusiveness in policymaking. It is based on whether people feel that they have a say in governance. The table lists the three best and worst States in this category. Gujarat was ranked first among the large States, followed by Kerala, while Odisha and Karnataka were ranked last

LARGE STATES			SMALL STATES		
RANK	STATE	INDEX	RANK	STATE	INDEX
1	Gujarat	1.409	1	Sikkim	1.617
2	Kerala	1.36	2	Meghalaya	1.144
3	Rajasthan	1.199	3	Mizoram	1.123
RANK	STATE	INDEX	RANK	STATE	INDEX
18	U.P.	-1.5	18	Arunachal	-1.521
17	Odisha	-1.462	17	Delhi	-1.132
16	Karnataka	-1.161	16	Uttarakhand	-0.874

3. GROWTH | The growth pillar ranks a State based on the availability and optimal use of resources such as infrastructure. This, in turn, plays a crucial role in how a State performs in healthcare, education, employment, etc. Telangana scored the highest while Madhya Pradesh scored the lowest among the large States

LARGE STATES			SMALL STATES		
RANK	STATE	INDEX	RANK	STATE	INDEX
1	Telangana	1.38	1	Goa	1.533
2	Kerala	1.348	2	Delhi	1.334
3	Jharkhand	0.93	3	Himachal	0.745
RANK	STATE	INDEX	RANK	STATE	INDEX
18	Bihar	-2.114	11	Meghalaya	-1.222
17	U.P.	-1.521	10	Nagaland	-1.187
16	M.P.	-1.321	9	Manipur	-0.963

4. SUSTAINABILITY | The sustainability pillar ranks States based on access to and use of resources. This has an impact on the environment, economy and humankind. The table lists the three best and worst States in this category

LARGE STATES			SMALL STATES		
RANK	STATE	INDEX	Rank	STATE	INDEX
1	Kerala	2.146	1	Mizoram	1.525
2	Tamil Nadu	1.241	2	Arunachal	1.371
3	Chhattisgarh	0.946	3	Goa	0.836
RANK	STATE	INDEX	RANK	STATE	INDEX
18	U.P.	-1.234	11	Delhi	-1.629
17	Bihar	-1.181	10	Uttarakhand	-1.059
16	WB	-1.137	9	Manipur	-0.965

National Health Mission (NHM)

Key Findings

(Report published by
Public Affairs Center, Bangalore)

- In the 60:40 division States, the top three performers are Kerala, Goa and Tamil Nadu and, the bottom three performers are Uttar Pradesh, Jharkhand and Bihar. Among 60:40 division States, of all themes that contribute to the Index, Coverage and Access influences the overall Index the most
- Among the top three performers, Kerala shows consistent top performance in themes of Access (3rd), Coverage (3rd), Availability (3rd) and Utilisation (1st). Goa, on the other hand consistently stood second in Access, Coverage and Availability; however, ranked 14 out of the total 19 in Utilisation
- In the case of Tamil Nadu, consistent good performance is seen in terms of Access (1st), Coverage (4th) and Utilisation (3rd); but the State showed poor performance in the theme of Availability (12th)
- In the 90:10 division States, the top three performers were Himachal Pradesh, Sikkim and Mizoram; and, the bottom three performers are Manipur, Assam and Meghalaya.
- The top performers in the NHM Index were in the top 50th percentile in the Governance model as well. Performance in the theme of Access contributes the most to the overall index. The top three States simultaneously performed well in the theme of Access; Himachal Pradesh came second, Sikkim stood fifth and Mizoram stood third
- The bottom three performers in the overall Index showed simultaneous poor performance in the theme of Access, thereby influencing the overall rank. The analysis of the performance of Manipur in the various themes showed consistent poor performance in Access (11th), Coverage (10th) and Utilisation (11th) despite decent performance in Availability (5th).

MATERNAL HEALTH FACT SHEET OCT-21

Fact Sheet -3

Issue 01/11/21

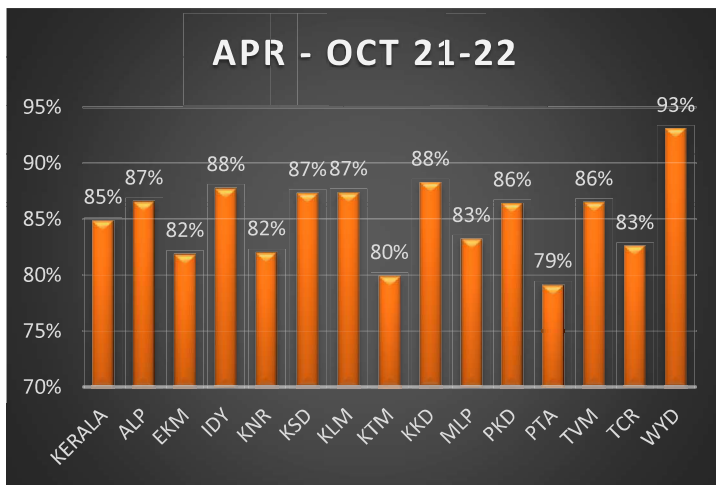
1. Trimester Wise Pregnant Woman registration(APRIL-21 to OCT-21)

District	Registered	I Trimester	
	Count	Count	%
KERALA	231133	196060	85%
Alappuzha	10768	9321	87%
Ernakulam	16567	13563	82%
Idukki	6883	6041	88%
Kannur	18956	15544	82%
Kasaragod	12375	10805	87%
Kollam	14849	12973	87%
Kottayam	9386	7499	80%
Kozhikode	22527	19877	88%
Malappuram	48644	40484	83%
Palakkad	20931	18079	86%
Pathanamthitta	5618	4445	79%
Thiruvananthapuram	17688	15297	86%
Thrissur	19119	15784	83%
Wayanad	6822	6348	93%

2. Trimester Wise Pregnant Woman registration(OCT-21)

District	Registered	I Trimester	
	Count	Count	%
KERALA	40708	34583	85%
Alappuzha	1804	1576	87%
Ernakulam	2804	2276	81%
Idukki	1143	982	86%
Kannur	3351	2756	82%
Kasaragod	2214	1944	88%
Kollam	2564	2253	88%
Kottayam	1534	1233	80%
Kozhikode	3973	3476	87%
Malappuram	9333	7801	84%
Palakkad	3902	3321	85%
Pathanamthitta	902	727	81%
Thiruvananthapuram	3085	2652	86%
Thrissur	3025	2583	85%
Wayanad	1074	1003	93%

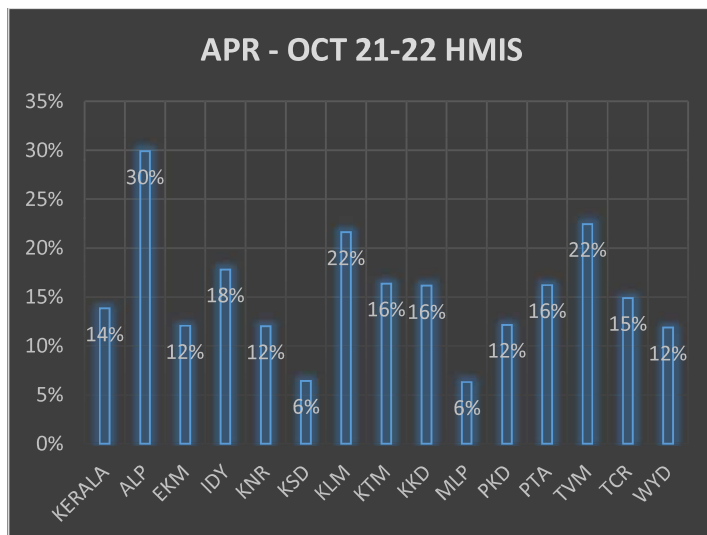
4. Ist Trimester Wise Pregnant Woman registration - HMIS Portal



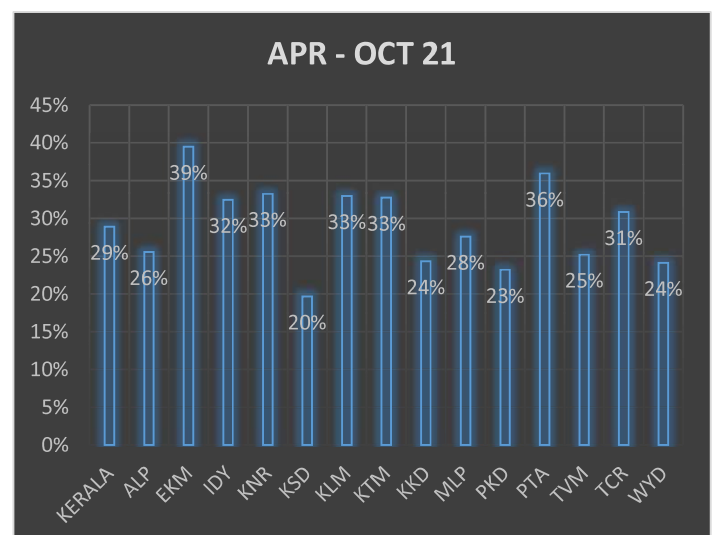
5. Ist Trimester Wise Pregnant Woman registration- HMIS Portal

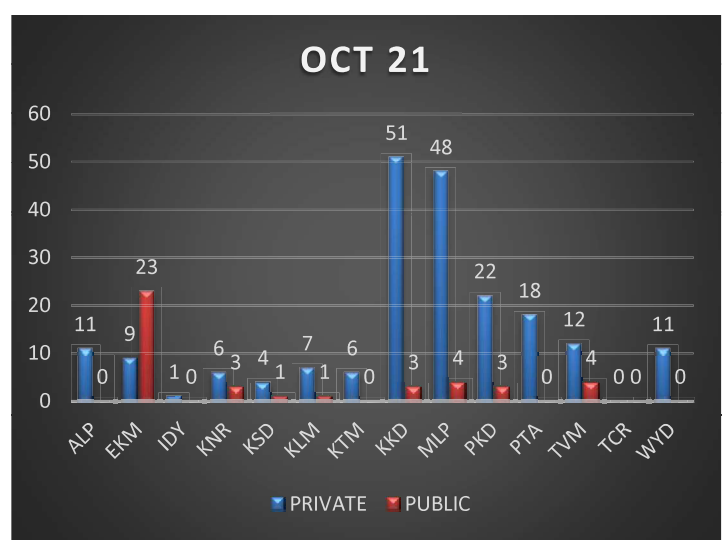
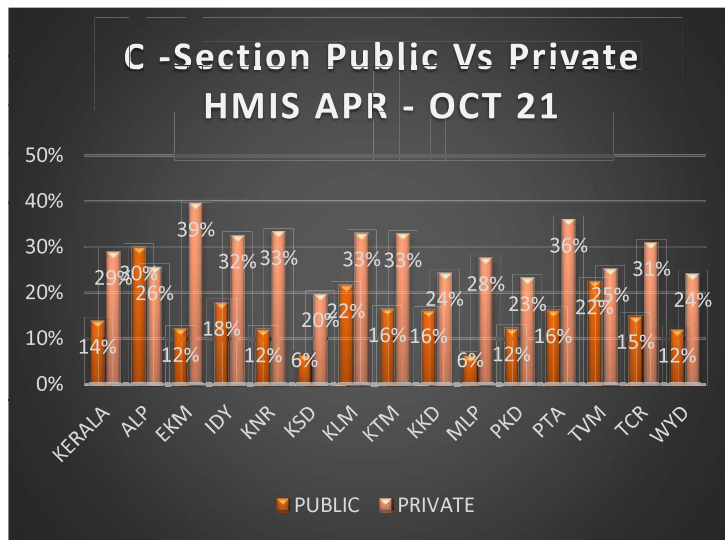


5. % of C-Section performed Public out of total institution delivery

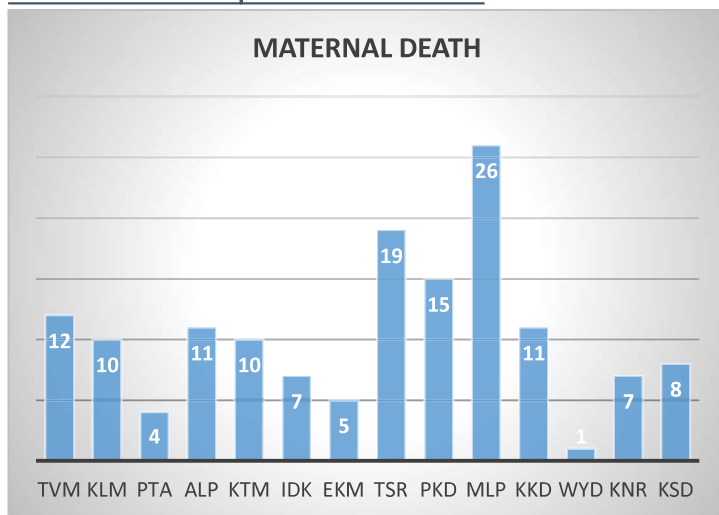


6. % of C-Section performed Private out of total institution delivery

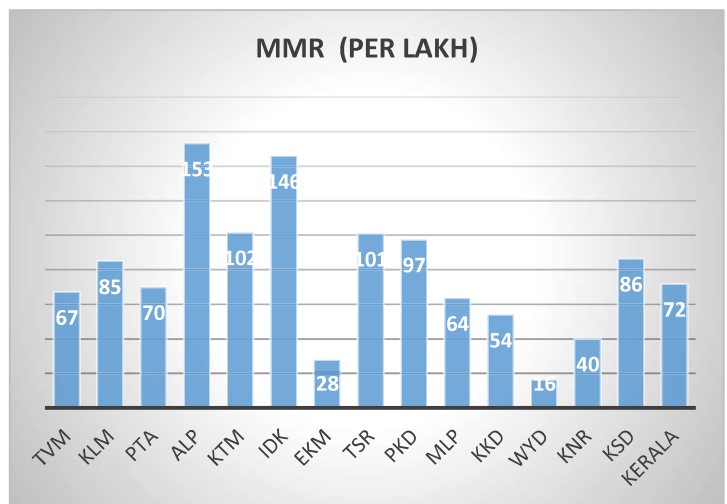




7. Maternal death April –Oct 21-DHS data



8.MMR -April –Oct 21-DHS data



I'm pregnant. How can I protect myself against COVID-19?

- Wash your hands frequently
- Avoid touching your eyes, nose and mouth
- Put space between yourself and others
- Cough or sneeze into your bent elbow or a tissue

If you have fever, cough or difficulty breathing, seek care early. Call beforehand, and follow medical advice.

World Health Organization #COVID19 #CORONAVIRUS

Women with COVID-19 can breastfeed if they wish to do so. They should:

- Practice respiratory hygiene and wear a mask
- Wash hands before and after touching the baby
- Routinely clean and disinfect surfaces

World Health Organization #COVID19 #CORONAVIRUS

Fact Sheet – RBSK & Child Health - October 2021

Program Goals and Objective:

Reduction of under five Mortality and Infant Mortality as per the State Goals set under SDG-2030. Improve quality of survival through service process high standardized care path way.

Program achievements:

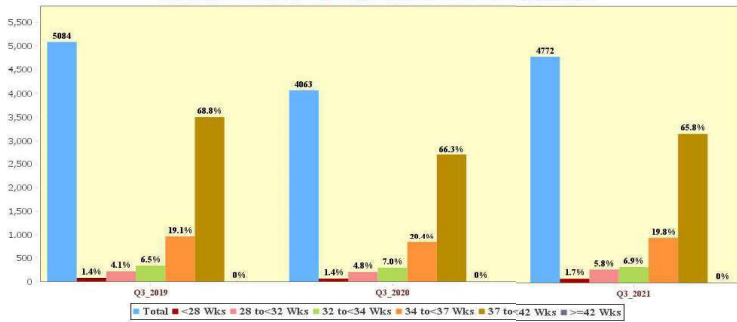
Shalabham Screening status

	2021-22		
	Q1	Q2	October
Delivery	30143	31683	10408
VBD Screened	30119	35572	12277
VBD positive	658	743	230
PO Screened	15845	15826	5168
PO failed	264	234	58
MB Screened	26770	28140	8687
MB identified	100	99	30

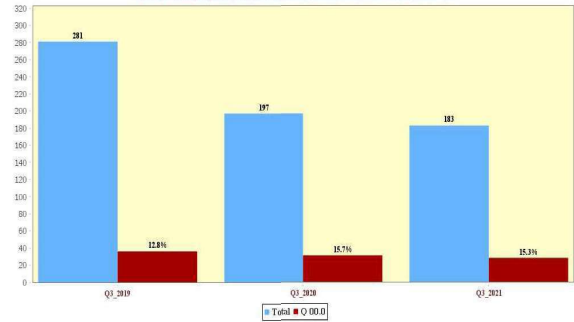
Hridayam Status

Total Cases	Registered	Surgery Done	Surgery Done
316	Oct 2021	156	Oct 2021
2681	2021	997	2021
2265	2020	878	2020
3239	2019	941	2019
2186	2018	625	2018

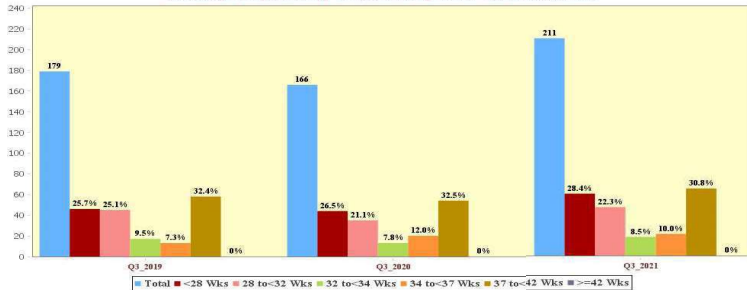
Admission Comparison by Gestational Age:Over All: Kerala, INDIA



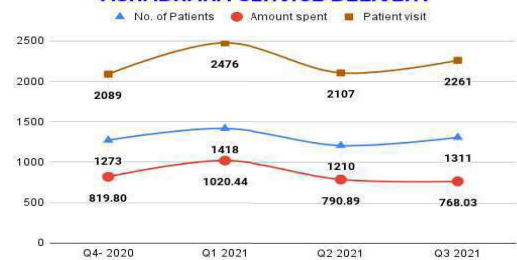
Case Fatality by Disease:Congenital Malformation: Kerala, INDIA



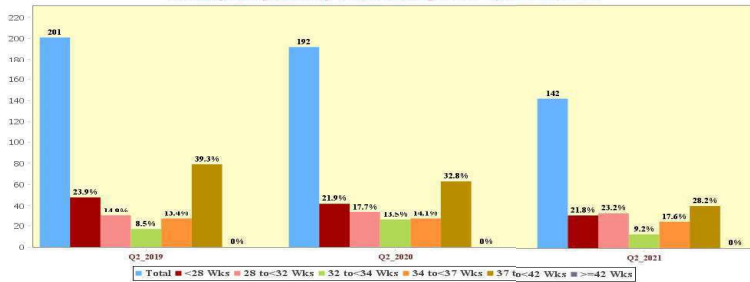
Mortality Comparison by Gestational Age:Over All: Kerala, INDIA



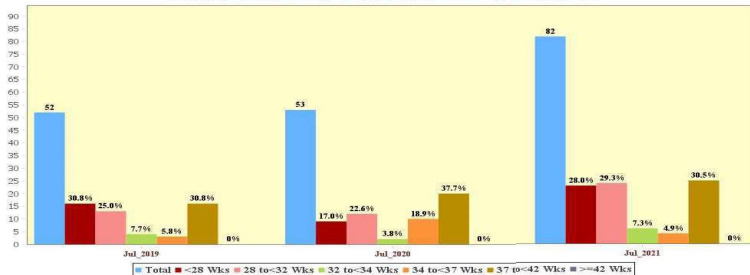
ASHADHARA SERVICE DELIVERY



Mortality Comparison by Gestational Age:Over All: Kerala, INDIA



Mortality Comparison by Gestational Age:Over All: Kerala, INDIA



Inference:-

- * 568903 children are screened under Comprehensive Newborn screening program since June 2018 and 12277 babies were screened in October 2021 – RBSK
 - * Community level RBSK screening restarted.
 - * SRS (Oct 2021) reported Kerala IMR as 6.
 - * Recent trends from SNCU data analysis for Q3 2020 Vs Q3 2021 shows an increased admissions among babies less than 34 weeks GA and an increased Mortality against a decrease in trend for Q2 in last three years.
 - * It showed that during July and August there was an increased in Mortality compared to previous year.
 - * Noted that similar no. of bleeding episodes are reported in last four quarters.
 - * Introduction of standardised protocols and regulatory measures as shown a trend in reduction in expenditure.
- Plan for this quarter:-**
- * Roll out of SAANS, Asadhara web portal and school health program increased visibility for programs like AMB through strengthening community level activities.
 - * Implementation of Care pathway for club foot for universalising service provision.



Adolescent Health

October 2021

Addressing Substance abuse in Teenagers

Success lies in Adolescent Friendly Interventions

Innovative cross referral tie up

between

AFHCs and Child Friendly Police Stations

By

RKSK Palakkad and District Police Palakkad

Engaging with Adolescents for Mental Health and Happiness

YouTube Live by RKSK Kollam



5000+ views!!

കുടുംബം 10
ലോക മാനസികാരോഗ്യ ദിനം
"Mental Health in an unequal world"

ലോക മാനസികാരോഗ്യ ദിനത്തോടനുബന്ധിച്ച് കൗമാരക്കാർക്കായി സംഘടിപ്പിക്കുന്ന കലാവിരൂപ്

2021 ഒക്ടോബർ 12 രാവിലെ 10.30 ന് സ്ഥലം : എൻ.എച്ച്.എം കോൺഫറൻസ് ഹാൾ സംഘടന : ആരോഗ്യകേരളം, കൊല്ലം അനൗചിതം : ബിഷു പെർക്കുനി & ടീം

ആരോഗ്യകേരളം കൊല്ലം
 RKSK പദ്ധതി

കൗമാര ആരോഗ്യ കലാവിരൂപ് ആരോഗ്യകേരളം, കൊല്ലം

കൗമാരക്കാർക്കായി സംഘടിപ്പിക്കുന്ന കലാവിരൂപ്

2021 ഒക്ടോബർ 12 ന് സ്ഥലം : എൻ.എച്ച്.എം കോൺഫറൻസ് ഹാൾ സംഘടന : ആരോഗ്യകേരളം, കൊല്ലം അനൗചിതം : ബിഷു പെർക്കുനി & ടീം

ആരോഗ്യകേരളം
 RKSK പദ്ധതി



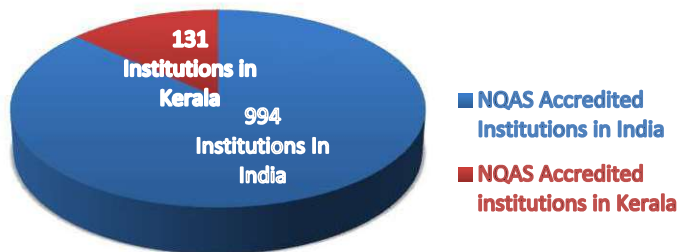
COUNSELLING ACCESS

48,596 Adolescents reached by
32 dedicated and 13 pooled AH Counsellors

OUTREACH SERVICES

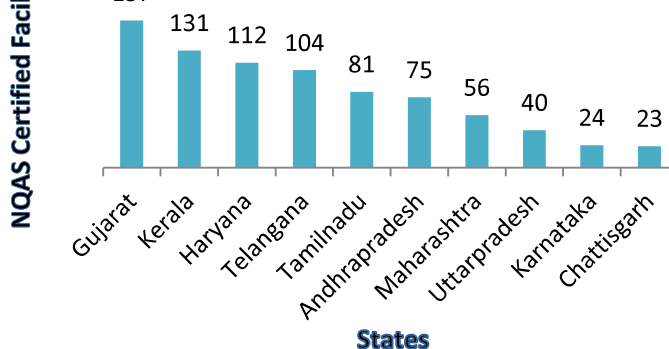
- 58,170 Adolescents reached so far thro'
- 1958 sessions/webinars
- 152 AHWDs And
- 216 AF club meetings

NQAS Accreditation Status of Kerala



* Accreditation status of other states taken from NHSRC Website

TOP State wise NQAS Certified Health Facilities in India 2020-2021



* Accreditation status of other states taken from NHSRC Website

Physical Achievements 2021-22 – District wise

Districts	NQAS District Assessment conducted	NQAS District Assessment conducted Oct	Institution Ready for State Assessment	Institution Ready for State Assessment Oct	NQAS State Assessment conducted	NQAS State Assessment conducted Oct	NQAS National Application given	NQAS National Application given in Oct	NQAS National Assessment conducted	NQAS National Assessment conducted Oct	NQAS Certified	NQAS Certified Oct
TVM	8	0	4	0	4	0	3	0	3	0	3	0
KLM	4	0	4	0	4	0	4	0	4	0	4	1
PTA	2	0	2	0	2	0	1	1	0	0	0	0
ALP	3	0	1	0	1	0	1	0	1	0	1	0
KTM	9	0	5	0	5	0	5	1	1	0	1	1
IDK	3	0	3	0	3	0	3	0	2	0	2	0
EKM	6	0	6	0	6	0	6	0	4	0	2	0
TSR	9	0	7	0	7	0	7	1	4	0	4	0
PLKD	3	0	3	0	2	0	0	0	0	0	0	0
MLPM	4	0	4	0	4	0	2	0	0	0	0	0
KKD	6	0	6	0	5	0	4	0	3	0	3	1
WYND	4	0	4	0	4	0	4	0	3	0	3	2
KNR	3	0	3	0	3	0	3	0	3	1	2	0
KSD	10	0	6	0	6	0	6	0	5	0	3	1
Total	74	0	58	0	56	0	49	3	33	1	28	6

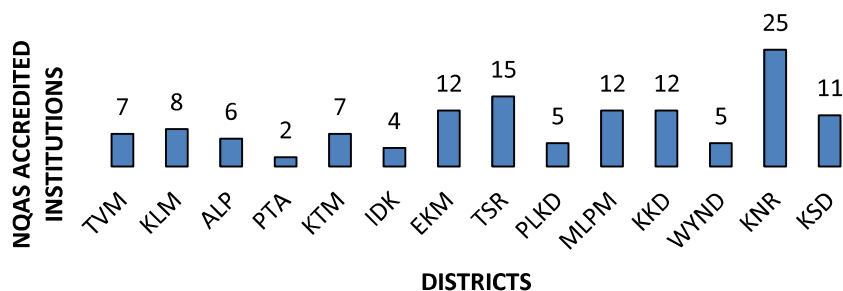
LaQshya Accreditation Status

WYND -District Level Assessment Conducted -1

MBFHI Certification Status

Total 15 applications submitted for MBFHI certification Out of that 9 applications not qualified application criteria of MBFHI. 4 Institutions Assessment completed,2 institutions Assessment yet to be scheduled.

NQAS ACCREDITED INSTITUTIONS -DISTRICT WISE



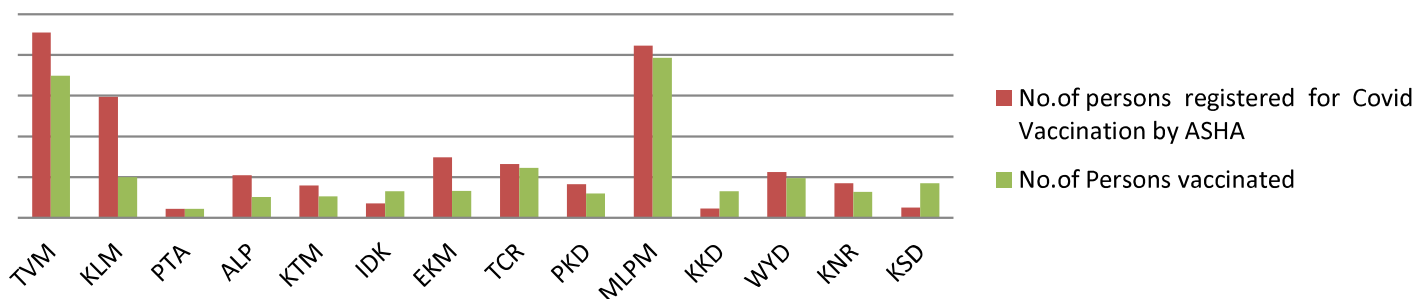
CURRENT ACTIVITIES IN QUALITY ASSURANCE

❖ **Kayakalp Assessments 2021-**

Peer Assessment of Institutions commenced and assessment is going on.

ASHA & COMMUNITY PROCESS ACTIVITIES – October 2021

WAVE Campaign



Social Security Scheme for ASHA				
Districts	No of ASHA	PMSBY	PMJJBY	PM- SYM
TVM	2586	427	188	37
KLM	1979	597	1173	22
PTA	1046	501	295	1
ALP	2060	220	118	22
KTM	1551	633	232	14
IDK	1042	525	545	110
ERN	2311	115	28	22
TCR	2363	2007	1108	108
PKD	2364	1000	483	26
MLPM	3225	2661	1818	141
KKD	1970	1453	367	10
WYD	868	709	468	80
KNR	1976	121	309	2
KSD	930	189	146	31
Total	26272	11158	7278	626



Total No of ASHA	26272	Covid Vaccination through Hamlet ASHA, Tribal Areas of Kollam District					
		Institution	Panchayath	Hamlet ASHA	Population	Vaccination	%
No of ward health review & Panchayath health conducted	13349/2481						
Total number of WHNSC meeting conducted	13749	Klathupuzha	Kulathupuzha	10	2177	1542	71
		Thenmala	Thenmala	5	605	360	60
		Madathara	Chithara	3	551	445	81
No. of ASHA Vaccinated	25006						
No. of ASHA Covid Death	7		Mancodu				
		Piravanthoor	pathanapuram	2	652	436	67

TRAININGS CONDUCTED BY STATE TRAINING DIVISION



YOUTUBE CHANNEL KERALA HEALTH ONLINE TRAINING

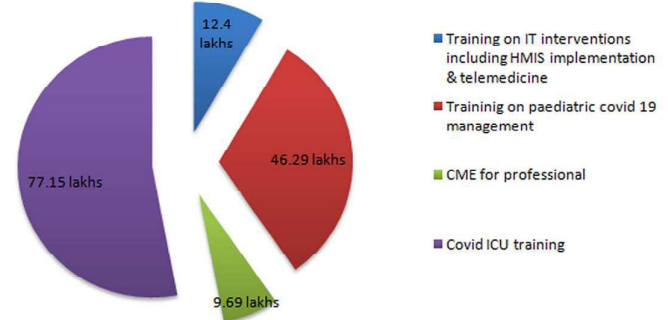
	SUBSCRIBERS	- 16,477
	TOTAL VIDEOS UPLOADED	- 711
	PLAY LIST	- 53
	VIEWS	- 442.2K
	WATCH TIME	- 29.2 K
	IMPRESSIONS	- 5.1 M
	CLICK THROUGH RATE	- 3.4%

COVID ICU TRAINING DATA



FINANCIAL DATA

ECRP PACKAGE -2 FOR TRAINING AND CAPACITY BUILDING - 145.52 LAKHS



LEARNING MANAGEMENT SYSTEM NATIONAL HEALTH MISSION, KERALA



4071 participants enrolled in total, **25** faculty profile created, **8** Self paced courses created, **90%** progression and adherence to the trainings
Courses - Self paced restricted, Self paced Open, Live sessions



Equipped to handhold more than 20000 participants at a time in LMS
Able to conduct live session with 1000 participants at a time
Completed 4 month long MLSP training
Conducted online examination for 1450 MLSP participants through LMS - Cost reduction achieved (If the exam process conducted as physical) around 5 Lks(as per norms)
Started Institutional wise grouping of participants



Plan for regular live sessions in LMS
28 planned self paced courses
NQAS related trainings
Need based trainings
Develop a platform for dissemination of learning materials in a regular basis
Institutional wise and District wise grouping for monitoring and evaluation

ACHIEVEMENTS AND CHALLENGES

ACHIEVEMENTS



Conducted online examination(1450 participants) through LMS portal (Saved 5 Lks rupees of conducting examination in physical form.
Developed structured training plan for - Live sessions, Self paced sessions
More courses in Learning management system
Structured curriculum for trainings
Developed modules and curriculum for trainings
Support for awareness and public education material creation
State level and district level call center support
Associating with other departments for COVID related trainings

CHALLENGES



Yet to receive lesson plans of few training programs from SHSRC, SIHFW and some program divisions
Establishing training console has not started in some districts, Status analysed and instructions given to districts
Even after repeated communication no ICU training data from DME side after June 5
Establishing training console not yet started in some districts (Activity fastracked as the effect of last review meeting)



eSanjeevani - TELECONSULTATION SERVICE, KERALA

FACT SHEET - OCTOBER 2021
NATIONAL HEALTH MISSION, KERALA



eSanjeevani OPD
STAY HOME OPD



eSanjeevani was initially launched to amid the COVID 19 pandemic to enable patient to doctor

STATUS



Total consultation 281269



Total Consultation Duration 29398hrs 10 min



Avg. Consultation Duration 6 min 16sec



Avg. Patient Wait Time 4 mins 44secs



Doctors Registered 4687

CONSULTATION COUNT - DISTRICTS WISE

DISTRICTS	AUGUST	SEPTEMBER	OCTOBER
ALAPPUZHA	1581	1841	1214
ERNAKULAM	3117	3665	2398
IDUKKI	635	656	429
KANNUR	1408	1495	886
KASARAGOD	379	377	285
KOLLAM	1231	1461	851
KOTTAYAM	1161	1432	926
KOZHIKODE	2355	2417	1417
MALAPPURAM	1780	1923	1241
PALAKKAD	1396	1560	1084
PATHANAMTHITTA	597	839	591
THIRUVANANTHAPURAM	3142	4081	2773
THRISSUR	2959	3160	2034
WAYANAD	467	519	418
TOTAL	22208	25426	16547

DOCTORS ENROLLED IN LAST SEVEN MONTHS

APRIL	MAY	JUNE	JULY	AUGUST	SEPTEMBER	OCTOBER
40	947	1807	444	152	160	171

MOST & LEAST UTILIZING

	AUGUST	SEPTEMBER	OCTOBER
MOST PROMOTING DISTRICTS	Trivandrum, Ernakulam, Thrissur	Trivandrum, Ernakulam, Thrissur	Trivandrum, Ernakulam, Thrissur
LEAST PROMOTING DISTRICTS	Kasaragod, Wayanad, Idukki	Kasaragod, Wayanad, Idukki	Kasaragod, Wayanad, Idukki

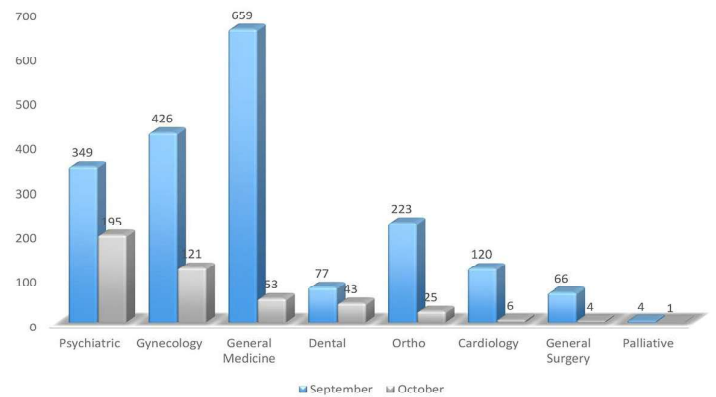
CONSULTATION COUNT OF LAST MONTHS OPD WISE COUNT

CONSULTATION COUNT OF LAST THREE MONTHS

SL. NO.	E-SANJEEVANI OPD	AUGUST	SEPTEMBER	SEPTEMBER	PERCENTAGE OF INCREASE/DECREASE
1	General OP	7935	8372	6350	-0.24
2	Covid OP	3933	5111	2931	-0.43

EFFECT ON HEALTH SERVICE DOCTOR'S STRIKE IN SPECIALTY OPDS

OPDS	SEPTEMBER	OCTOBER	PERCENTAGE CHANGE
PEDIATRICS	2605	1690	-33.12
PSYCHIATRIC	349	195	-44.13
GYNECOLOGY	426	121	-71.60
GENERAL MEDICINE	659	53	-91.96
DENTAL	77	43	-44.16
ORTHO	223	25	-80.79
CARDIOLOGY	120	6	-95.00
GENERAL SURGERY	66	4	-93.94
PALLIATIVE	4	1	-75.00
TOTAL	9593	2138	-77.71



ACHIEVEMENTS & CHALLENGES

Achievements



- First step of ECRP-II Doctor to Doctor Consultation Login for identified HUB and Spokes started from the districts Idukki, Kasaragod, Malappuram, Palakkad and Wayanad.
- Registration of Hub and Spoke institutions for II&FW doctor to doctor consultation is progressing.

Challenges



- Service delivery via e-Sanjeevani telemedicine specialty OPDs is decreased substantially owing to the doctors' strike. As a result, many beneficiaries are being veered away from eSanjeevani's specialty telemedicine opd services. Before the strike, the total number of OPD consultations was between 800 and 1,000, but now it's less than 500.
- Kozhikode district medical office fail to submit their duty list for specialty OPDs even after reminder from DHS.
- IEC activities to be strengthened to improve the utilization among all the age groups, females and the districts with less utilization.
- Data collection from districts for H&FW doctor to doctor consultation is not timely received from districts.



STATE TRAINING DIVISION, NHM KERALA

LEARNING MANAGEMENT SYSTEM FACT SHEET - OCTOBER 2021



SALIENT FEATURES OF LEARNING MANAGEMENT SYSTEM

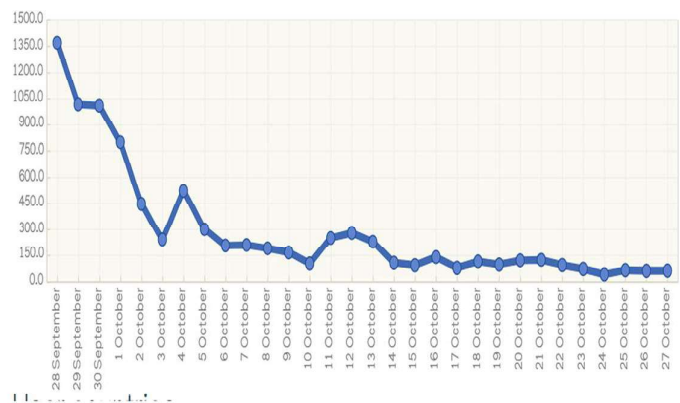
- Can conduct different format of training programs (Live sessions, self paced Open courses, Self paced restricted training programs).
- The enrolled participants can freely view and participate in courses which all are opened for the respective category.
- Highly interactive platform – Can form discussion forums within the course; can interact with designated faculty at any time etc.
- Creative assessment methods – Can establish more creative assessment methods to the courses or sessions such as quizzes, exams, puzzles, descriptive exams etc.
- Can integrate with live platform with zoom
- Can conduct live session with 1000 participants at a time.
- Good format for accounting and reporting of participants activities

LEARNING MANAGEMENT SYSTEM GENERAL DATA

- 13 COURSES UPLOAD (3 COVID SPECIFIC, 5 NQAS RELATED TRAININGS, 1 MLSP, 3 NON COVID)
- 4071 PARTICIPANTS ENROLLED – ENROLLMENT IN PROGRESS
- CAPABLE OF CONDUCTION LIVE SESSIONS WITH 1000 PARTICIPANTS AT A TIME
- ACTIVITY BASED TRAININGS CAN BE CONDUCTED
- MORE THAN 90 % ADHERENCE TO THE SESSIONS
- GOOD MONITORING FACILITY
- INTERACTIVE PLATFORM



USER LOGIN STATISTICS (PER DAY IN LMS)



STATUS OF COURSES IN LMS

ENROLLMENT STATUS

SL NO	NAME OF THE COURSE	STATUS	REMARKS
1	Training on Kala Azar for lab technicians	Live	Progressing Profiles 10% Active profiles 30% Completed 4%
2	Infection prevention and control – COVID 19 context	Live	Progressing Profiles 60% Active profiles 70% Completed 10%
3	Short course in COVID 19 management in children	Live	Progressing Profiles 30% Active profiles 35% Completed 8%
4	MLSP course	Live	Progressing Profiles 95% Active profiles 98% Completed 90%
5	A short course on NPCDCS – NQAS related course	Live	Progressing Profiles 10% Active profiles 20% Completed 4%
6	Training on tobacco control program – NQAS related course	Live	Recently uploaded
7	A short course on COVID 19 treatment guideline Kerala state Version 4 – Specialty perspective	Live	Recently uploaded
8	Short course on vector control activities and prevention of mosquito borne diseases	Live	Progressing Profiles 50% Active profiles 45% Completed 10%
9	Training on National AIDS control program – NQAS related training program	Live	Recently uploaded
10	Training on Integrated disease surveillance program – NQAS related trainings	Live	Recently uploaded
11	Training on National tuberculosis elimination program	Live	Recently uploaded
12	Training on National Leprosy eradication Program – NQAS related trainings	Live	Recently uploaded
13	E suraksha – Training for Volunteers in COVID prevention	Decommissioned	Progressing Profiles 95% Active profiles 95% Completed 90%

CATEGORY	NUMBER OF PARTICIPANTS IN LMS
Medical Officers/Medical practitioners	465
Nursing officers	701
Pharmacists	223
MLSP	1640
Lab technicians	312
Filed staffs	318
Volunteers	412 (Decommissioned)
Total	4071

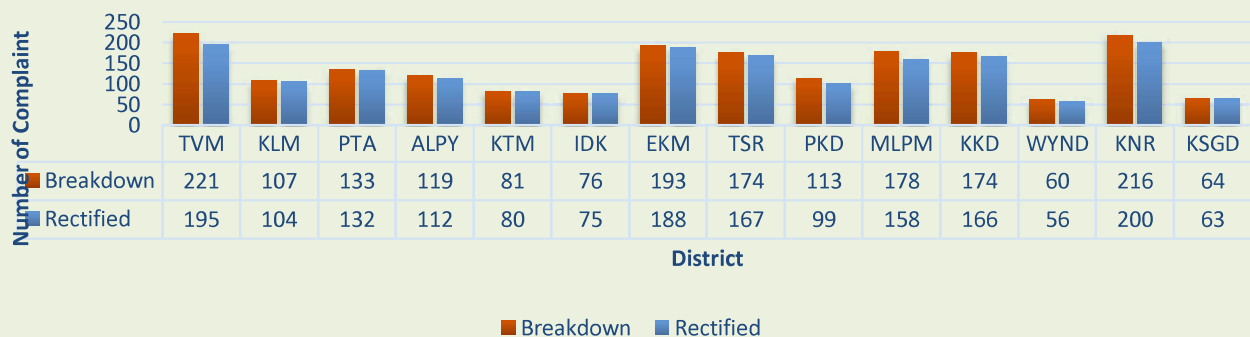
Biomedical Engineering Division

BIOMEDICAL EQUIPMENT MANAGEMENT AND MAINTENANCE PROGRAM

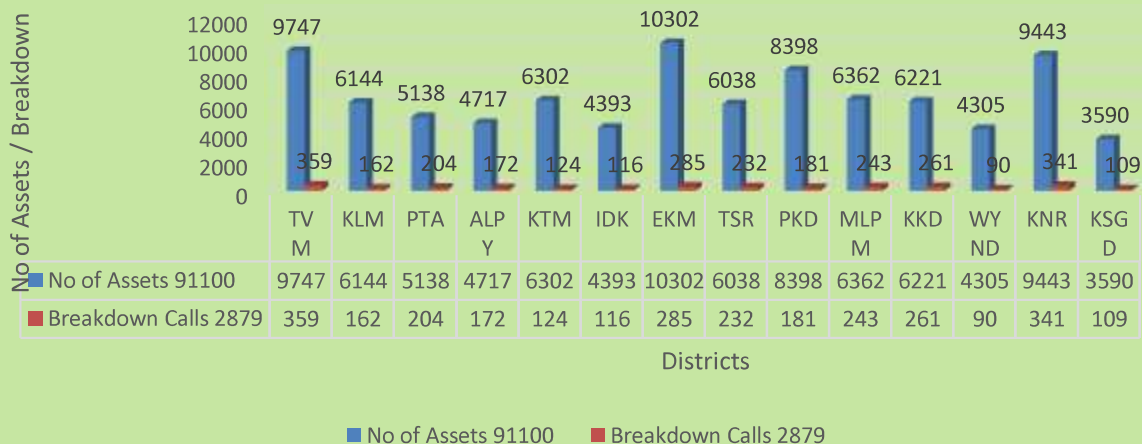
PROGRAM DETAILS

- Periodic and continuous assessment of medical equipment available in all public healthcare facilities.
- Calibration, configuration and undertaking pertaining to hospital requirement.
- Breakdown and Preventive maintenance of equipment: on-call & schedule basis.
- Submission of periodical report on functional status of equipment.
- Supportive role in site-preparation, installation and commissioning, user-training and overall maintenance.

Maintenance Status- Critical Equipment



Assets-Breakdown: District wise



FACT SHEET – IEC/ BCC – October 2021

CAMPAIGNS

Covid Awareness Activities – Special focus on Second dose vaccination

- » Quarter Page Black and White Newspaper advertisement in 18 Dailies (15 Malayalam and 3 English).
- » FM Campaign in AIR, 5 Pvt. FMs and 5 Community Radios.
- » Social Media Poster preparation and posters

National Iodine Deficiency Day

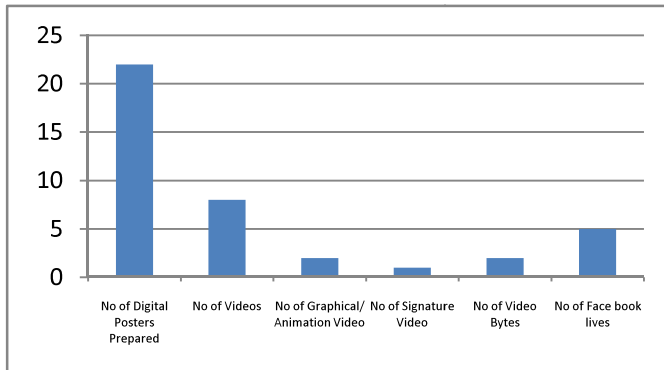
- » Radio Jingles in 5 Pvt. FMs on 21st October 2021.
- » TV Campaign in 24 News – 8 insertions on 21st October 2021.

School Reopening Campaign

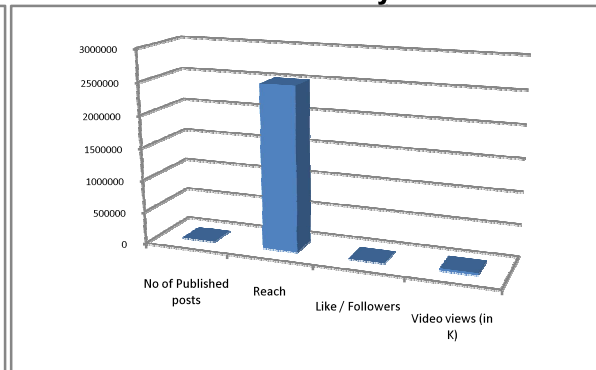
- » Ammukuttikkoppam Karuthalode classilekku – Short Videos, IEC Posters, FM Campaign, Song for Children, Social media Activities, Pledge.

SOCIAL MEDIA

Content Production



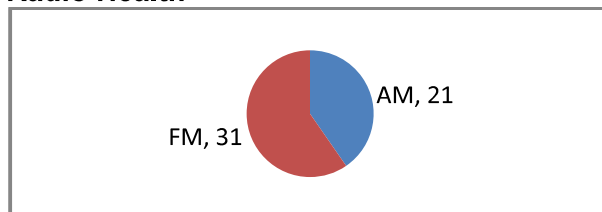
Social Media Analytics



No of Digital Posters Prepared	No of Videos	No of Graphical / Animation Video	No of Signature Video	No of Video Bytes	No of Face book lives
22	8	2	1	2	5

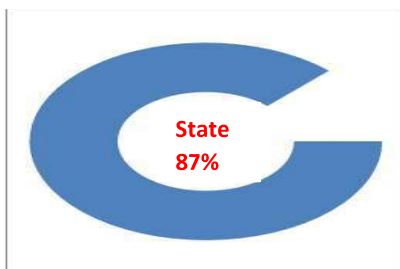
No of Published posts	Reach	Like / Followers	Video views
52	2,52,1178	396	32.782k

Radio Health

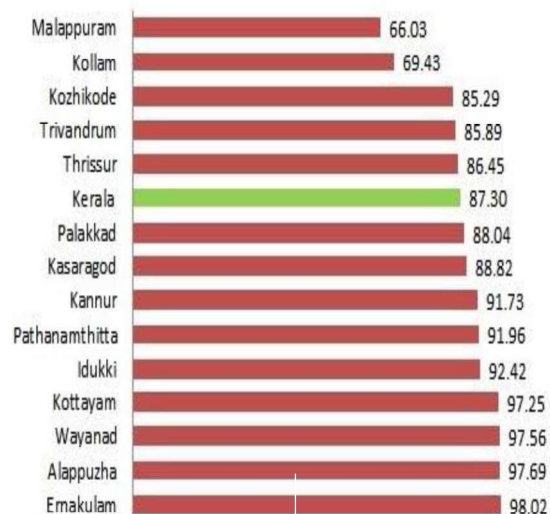


No of programs	AM	FM
52	21	31

Daily Reporting Status in HMIS



In new HMIS, five data items- Hospital OP, Hospital IP, ILI, SARI, Fever greater than 7 days are collected on daily basis.

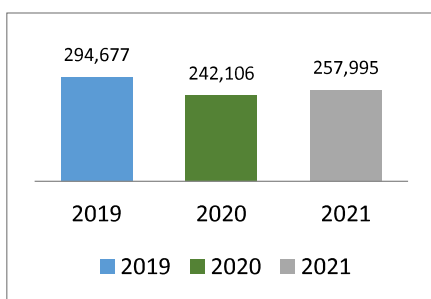


During the month October, around 87% of the institutions in the State reported the daily Hospital data. Alappuzha, Ernakulam, Kottayam and Wayanad completed above 95% of daily hospital data. Among the districts Malappuram (66%) and Kollam (69%) reported the lowest.

Monthly Data Reporting Status in RCH

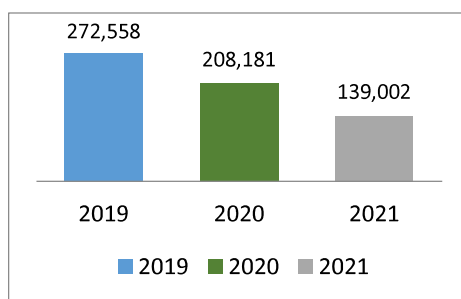
Eligible Couples

Number of Eligible Couples Registered in RCH Portal During April to October



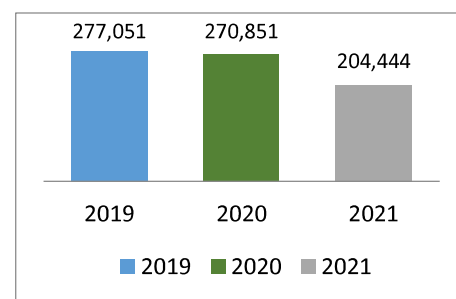
Pregnant Women

Number of Pregnant Women (PW) Registered in RCH Portal During April to October



Child Birth

Number of Child Birth Registered in RCH Portal During April to October



Sharpe decline is seen in the number of EC registered in this period for the three consecutive years



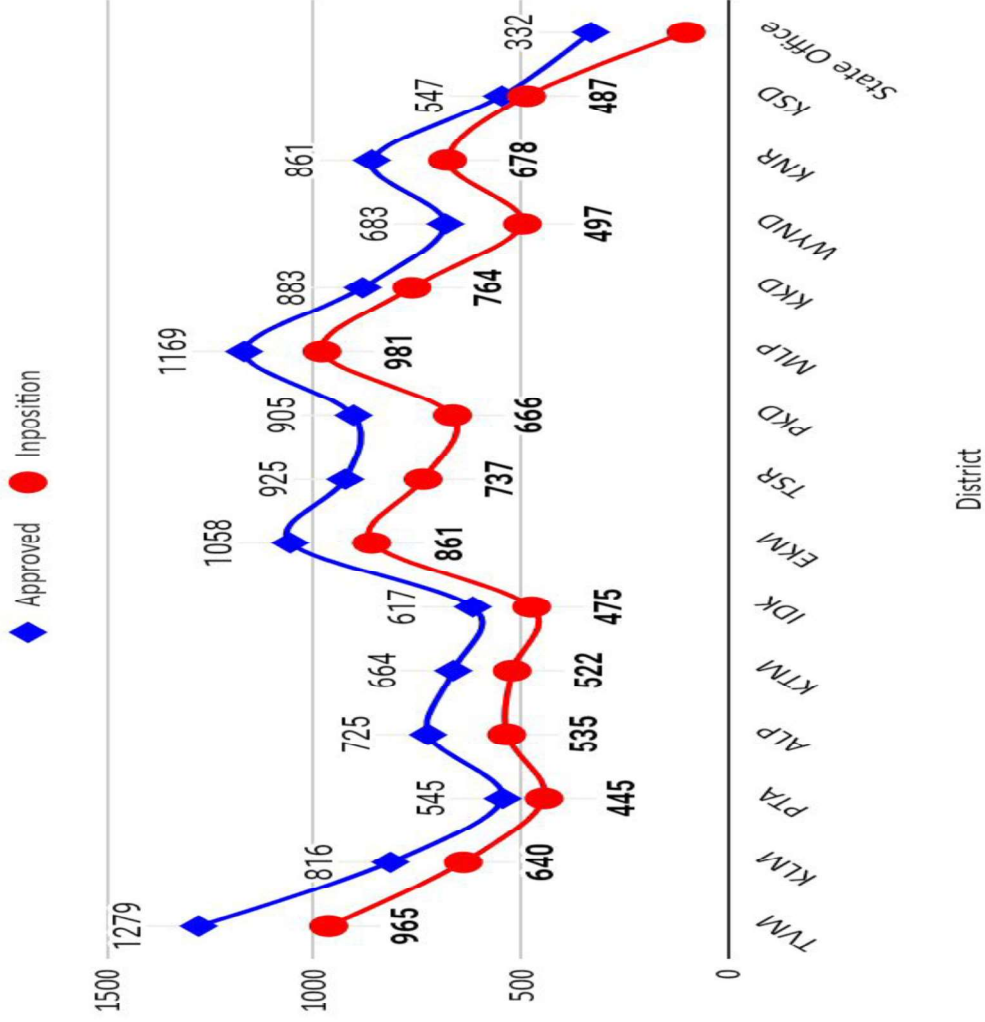
Number of PW registered in RCH portal showed a sharpe dip from 2019 to 2020 and then a slight increase during 2021



Child registration shows a slight decrease in 2020 when compared to 2019 and a sharpe decrease in 2021

Human Resource - Fact Sheet

Human Resource : 2021-22



NHM Staff details

	Administration staff	Service delivery staff	Total
Total Approved	1144	10865	12009
In position	1108	8243	9351
Vacant	36	2622	2658

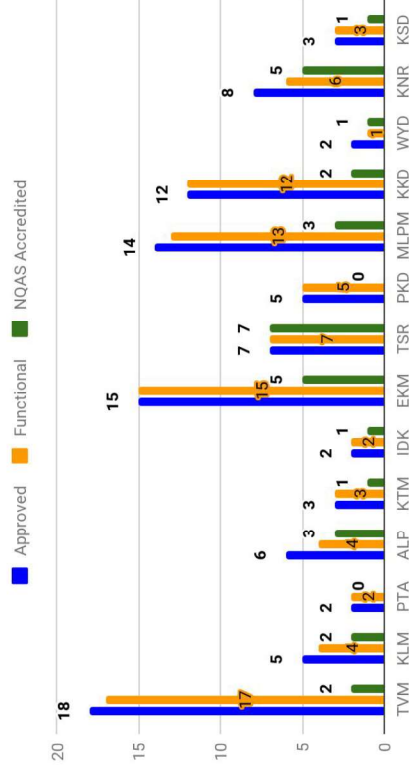
Points / Issues in HR

- Directions were given to fill up all the vacant posts. Recruitments going on.
- All Covid Brigade staff has been terminated by 31st Oct 2021

District	Functional	Approval 21-22	NQAS Accredited
TVM	17	1	2
KLM	4	1	2
PTA	2	0	0
ALP	4	2	3
KTM	3	0	1
IDK	2	0	1
EKM	15	0	5
TSR	7	0	7
PKD	5	0	0
MLPM	13	1	3
KKD	12	1	3
WYD	1	1	1
KNR	6	2	5
KSD	3	0	1
Total	94	9	34

Activity	Target	Achieved
UHND (4/Month/UPHC)	2604	2897
Special Out reach Camp	93	58

National Urban Health Mission Kerala



1. Fastest in the country in realising the full-fledged operationalisation of facilities once GoI approved.
2. All the 93 UPHCs have been transformed into Health & Wellness Centres.
3. Pioneering state in the country with a tryout of sub centres (satellite centres) for UPHCs (Malappuram).
4. Kerala became the state with highest number of UPHCs accredited with NQAS - 34/94.
5. Thrissur district is now the first in the country having all UPHCs with NQAS Accreditation 7/7.
6. Pioneering state with daily thematic wellness day observance under HWC programme
7. First in the country with door step level pain and palliative care to the urban poor under the auspices of UPHCs.
8. Unique experience of Urban Local Bodies earmarking their share in the UPHC operations.

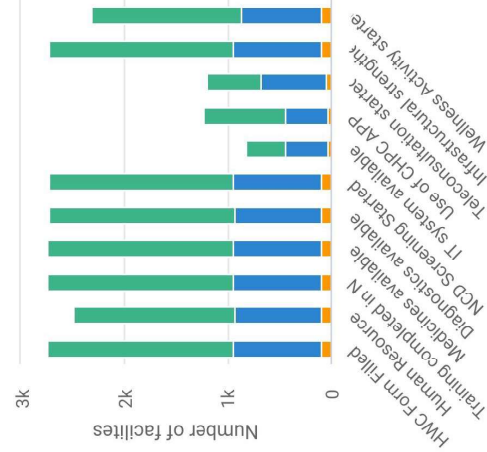
Health and Wellness - Kerala

	2017-18	2018-19	2019-20	2020-21	2021-22	Total	Functional
Approved							
Sub Centre	0	0	728	875	1510	3113	1521
FHC	170	504	220	0	0	894	839
UPHC	0	30	30	33	0	93	93

As On - Tue/02-November@ 09:58 AM




Key components of HWC



Fact Sheet – NTEP Kerala October 2021

TB- Notification (Monthly Average -2021)



Source- NIKSHAY

Monthly average TB Notification in 2021 during Lockdown (April-May) declined by 22.3% compared to Pre-Lockdown monthly average (January-March).

About 18.6% of the decline in TB Notification has been caught-up from June to September.

Akshaya Keralam – 2 month Catch-up campaign was launched in September 2021 to find the remaining missing TB cases.

Akshaya Keralam Campaign 2021

- A total of 105276 persons were screened for Tuberculosis during the first month of the campaign including prisons and destitute homes.
- From screened individuals 10680 samples were tested and found 251 TB cases.

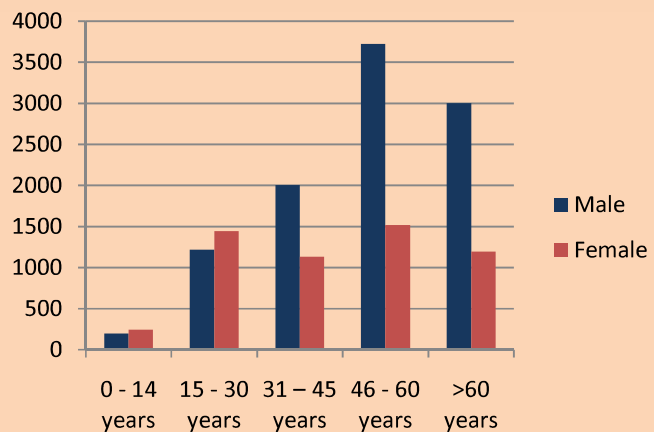
Akshaya Keralam (up to 15 Oct 2021)	Screened	Diagnosed TB
Vulnerable Population	71812	100
ILI	17836	45
SARI	4221	39
Post Covid	11407	67
Total	105276	251

Treatment Outcome

Treatment success rate among Drug Sensitive TB cases in 2020 Notification Cohort is 80% so far.

*2020DSTB Cohort	Number	%
Treatment Success	16437	80
Death	1742	8.4
Regimen Changed	233	
Lost to Follow Up	366	
On Treatment	431	

Notification by Age and Sex 2021





IDSP Factsheet OCTOBER 2021

31/10/2021



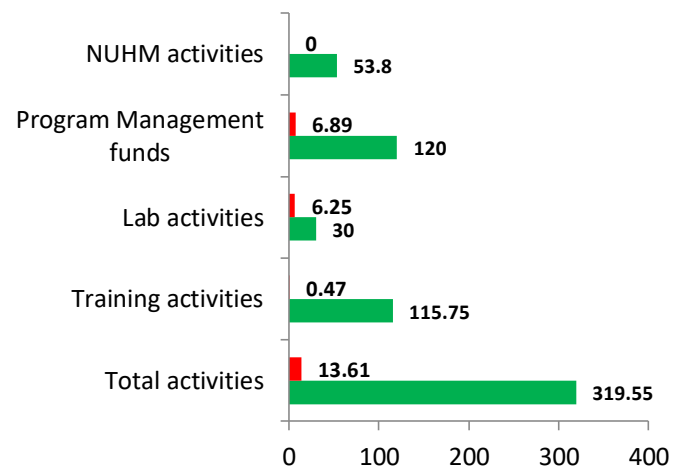
IDSP Reporting Units						
DISTRICT	Rus in S form	% of Units Reported	Rus in P form	% of Units Reported	Rus in L form	% of Units Reported
TVM	529	100.00	123	100.00	55	99.96
KLM	439	88.78	86	92.52	28	97.70
PTA	265	99.58	63	99.47	18	98.68
ALP	378	98.41	90	99.97	34	100.00
KTM	338	84.98	88	66.86	33	84.20
IDK	320	94.82	60	95.36	37	93.95
EKM	431	90.77	131	91.29	41	90.77
TSR	478	95.49	135	96.60	43	99.67
PKD	517	72.14	111	78.74	63	76.68
MPM	589	79.67	131	81.90	62	86.14
KKD	435	86.38	101	86.40	26	85.16
WYD	204	99.66	45	99.89	29	97.62
KNR	426	100.00	127	99.98	25	99.90
KSD	250	97.53	55	99.18	17	98.32
TOTAL	5599	90.80	1346	91.36	511	92.09

Total Outbreaks: 55 (upto week 42)					
Outbreak	Total no. of Outbreaks	Affected District	No of OB	No of Outbreaks Lab Confirmed	Name of the Lab
ADD	8	Ernakulam	6	6	RPHL EKM
		Alappuzha	1	1	NIV ALP
		Wayanad	1	1	THQH Vythiri (Weak Positive for Widal)
Avian Influenza	2	Kottayam	1	1	ICMR ALP
		Alappuzha	1	1	
Chicken pox	1	Alappuzha	1	0	
Chikungunya	2	Trivandrum	2	2	SPHL TVM
Dengue Fever	17	Palakkad	7	7	PKD DH
		Kottayam	1	1	MCH KTM
		Malappuram	2	2	MCH Manjeri
		Kannur	1	1	RPHL KNR
		Ernakulam	2	2	RPHL EKM
		Kozhikkod	3	3	RPHL KKD
		Kollam	1	1	RPHL KLM
Exanthematous fever with cervical Lymphadenopathy.	1	Trivandrum	1	1	MCH TVM
Food Poisoning	5	Trivandrum	2	1	MCH TVM
		Wayanad	1	1	RPHL KKD
		Ernakulam	2	0	
Hepatitis A	2	Kannur	1	1	RPHL KNR
		Ernakulam	1	1	RPHL EKM
KFD	1	Wayanad	1	1	DPHL WYD
Leptospirosis	1	Kasaragod	1	1	DH Kanjangad
Melioidosis	1	Thrissur	1	1	PVT (Amrita Hospital)
Shigella	9	Ernakulam	4	4	RPHL EKM, MCH EKM
		Malappuram	1	1	MCH Manjeri
		Wayanad	1	1	MCH KKD
		Kozhikkode	2	2	MCH KKD
		Wayanad	1	1	MCH KKD
ZIKA	3	Trivandrum	1	1	NIV ALP
		Ernakulam	2	2	NIV ALP
Nipah	1	Kozhikkod	1	1	NIV Pune
Seasonal Influenza	1	Palakkad	1	1	NIV ALP
Total	55		55	51	

IDSP Lab Network	
Dist Public Health Labs (8)	Referral Network Lab(9)
Kollam	Thiruvananthapuram
Pathanamthitta	Kollam
Alappuzha	Alappuzha
Ernakulam	Kottayam
Malappuram	Ernakulam
Kozhikkode	Trissur
Wayanad	Palakkad
Kannur	Malappuram
	Kozhikkode

Entomological Survey	No. of surveys done
No of Zika outbreak Investigations done	1
Zika related Entomology Surveys	3
No of Dengue outbreak Investigations done	0
Dengue related Entomology Surveys	5
No of CG outbreak Investigations done	0
CG related Entomology Surveys	2
Malaria Surveys Done	2
Filaria Night Blood Surveys	0
Kala Azar Related entomology surveys	0
JE Related entomology surveys	0

Fund Utilization



SOE Amount as on 31-10-2021 (in lakhs)

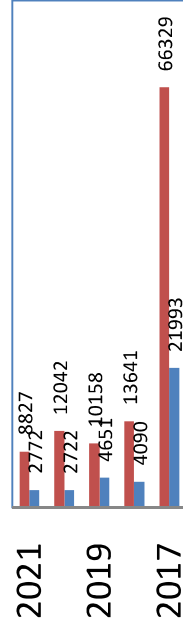
CHALLENGES
Leptospirosis cases shows an increasing trend

IHIP implementation Status: Started since 2019 March, Training completed. Awaiting Sanction for further action

NVBDCP FACT SHEET 31-10-2021

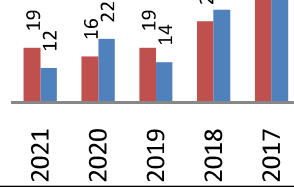
Dengue fever cases , Kerala 2017-2021 as on 30-10-2021

■ Pro: Dengue ■ Con: Dengue



Dengue fever deaths , Kerala 2017-2021 as on 30-10-21

■ Pro: Dengue ■ Con: Dengue

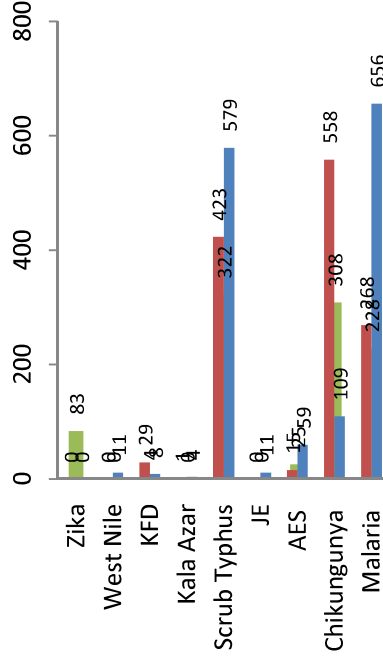


SDG: Target year for District wise Elimination of Vector borne diseases in Kerala

Target year	Malaria	L. Filaria	Kala azar
2021-22	PTA, KTM, ALP, EKM, IDK	KLM, KTM	TVM, PTA, ALP, KTM, IDK, PKD, WYD, KSD
2022-23	TVM, KLM, WYD, MP, M	PTA, IDK, WYD, TVM, EKM, TSR, KKD, KNR	KLM, EKM, KKD
2023-24	TSR, PKD	ALP, KSD	Nil
2024-25	KSD, KNR, KKD	Nil	KNR, TSR, MPM
2025-26	Nil	Nil	Nil
2026-27	Nil	PKD, MPM	Nil

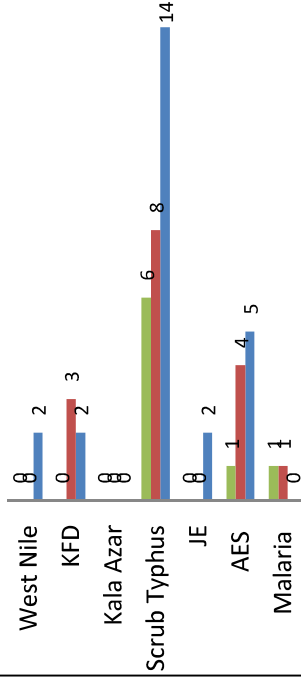
Other VBD cases 2019-2021 as on 30th Oct. 2021

■ 2021 ■ 2020 ■ 2019



Death due to other VBDS (2019- 2021) as on 30th Oct 2021

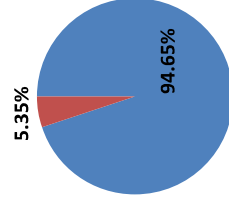
■ 2021 ■ 2020 ■ 2019



Elimination of VBDS Targets and achievements		
Sl. No	Indicator	Achievement in 2021
1	Malaria indigenous cases (KSD, KNR, KKD)	One indigenous case (KKD)
2	Malaria death (KLM)	One death (KLM)
3	Malaria-Parasite Incidence (API)	API less than one in all subcentres except 2 subcentres
4	Malaria-Annual Blood Examination Rate (ABER)	only 3.0% (9 months target 7.5%)

NVBDCP Fund Status as on 30-10-21 ROP- Rs1404.88L & Expenditure- Rs75.49L

% EXP: 5.35%



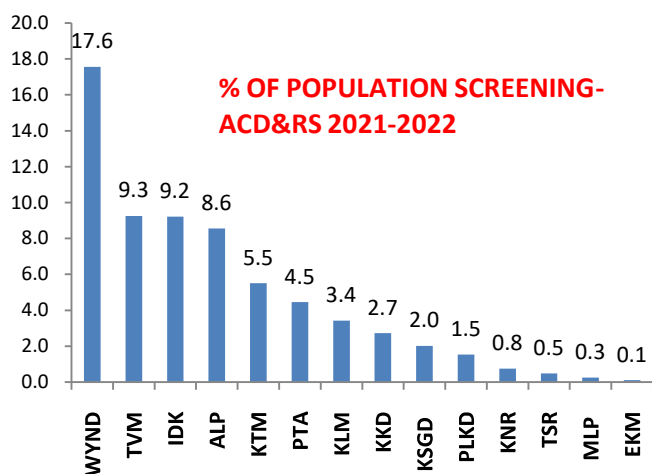
Challenges

- Vacancies of DVBD COs and Biologists remain unfilled for long periods
- Non availability of field staff as many are engaged in COVID duties
- Difficulty in entering houses/premises due to COVID restrictions
- Delay in posting of VBD Consultants and MST team
- Problems in handling fund

Sl.No	Indicator	Target	Achievement in 2020	Achievement in 2021
5	Lymphatic Filariasis-Microfilaria rate in each site of all endemic districts	Less than 1% in each endemic districts	Less than 1% in all 11 endemic districts	Already achieved
6	Transmission Assessment survey outcome	Completion of TAS I, II & III in 11 endemic districts	Completion of TAS in I, II & III in 7 districts, TAS I & II in two districts	PKD & MPM districts qualified for TAS I
7	L.F-Morbidity Management and Disability Prevention Coverage	100%	21%	9.61%
8	L.F-Morbidity	100%	84%	90%
9	Kala azar : No. of cases per block	<1/10000 Block population	<1/10000 block population	<1/10000 block population
10	Dengue fever case fatality rate	CFR for Dengue <1%	0.88%	0.32%

**NLEP - CURRENT LEPROSY STATUS AT A GLANCE
2021-22 (April – September)**

	PB	MB	Total
No: of New Cases Detected During 2021-22	38	114	152
No: of Deformity Gr.II Cases	0	5	5
N: of Child Cases	1	2	3
No. of Female Cases	15	24	39
No. of SC Cases	3	5	8
No. of ST Cases	3	11	14
No. of Cases under treatment	51	363	414
Prevalence Rate (PR)	0.12		
Annual New Case Detection Rate) ANCDR	0.43		



District wise case details (April to September)2021-2022

Name of District	Total New cases detected	No. of child cases	No. of Grade II deformity cases	No. Female cases	No. SC Cases	No. of ST Cases	Total no. of cases on Treatment
TVM	21	0	2	7	2	0	15
KLM	2	0	0	0	0	0	24
PTA	1	0	0	0	0	0	40
ALP	4	0	0	0	0	0	8
KTM	2	0	0	0	0	0	20
IDK	4	0	2	1	1	2	8
EKM	17	1	0	3	0	0	14
TSR	18	2	0	5	3	0	58
PLKD	27	0	0	8	2	2	52
MLP	17	0	0	4	0	2	57
KKD	20	0	0	5	0	0	4
WYND	5	0	0	1	0	5	31
KNR	10	0	0	3	0	3	76
KSGD	4	0	1	2	0	0	7
TOTAL	152	3	5	39	8	14	414

District wise Achievement under ACD&RS April-September2021-2022

Name of District	Cases Confirmed	Cases Started MDT
TVM	5	5
KLM	2	2
PTA	0	0
ALP	1	1
KTM	0	0
IDK	1	1
EKM	0	0
TSR	11	11
PLKD	20	20
MLP	9	9
KKD	0	0
WYND	1	1
KNR	4	4
KSGD	3	3
Total	57	57



New Screened

264897

New Cases

19567

Follow Up

315180

NCD Clinics

6535

Post Covid Clinics

1185

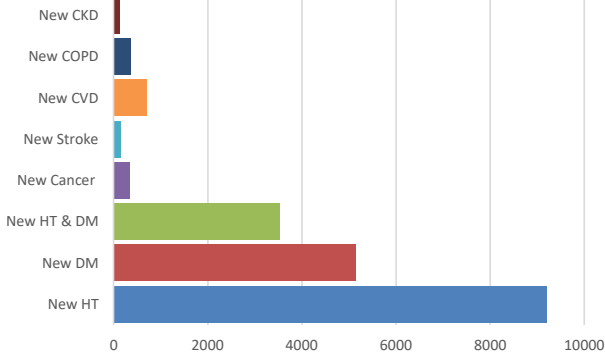
Post Covid Follow up

625375

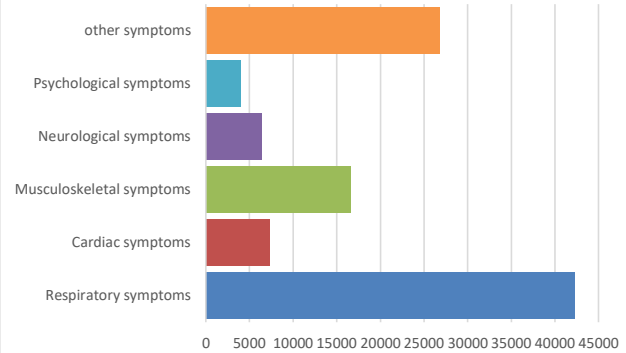
NCD Clinic

Post Covid Clinic

New Cases



Post Covid Symptoms



IHCI

IHCI

Kerala

India Hypertension Control Initiative: September 2021 Report



The project aims to reduce premature cardiovascular deaths by strengthening hypertension management and control using evidence-based strategies.

Current status:

Total registrations: **3,72,419** across **9** implementing districts (**10.8 %** estimated adults with hypertension)

Hypertension treatment outcomes

Treatment outcomes of patients registered in Q 4 (Oct-Dec 2020), measured in Q 1 (Jan-Mar 2021) (N=12,229) – reported in Apr 2021



IHCI Registrations- Cumulative and monthly (new and follow-ups)



New Initiatives

New Initiatives

Thrombolysis started in Thodupuzha Taluk Hospital in Idukki District



The Stroke Awareness Banner was released by Minister Veena George on the occasion of Stroke day

National Tobacco Control Programme (NTCP)

FACT SHEET- October 2021

COTPA ENFORCEMENT KERALA- OCTOBER 2021

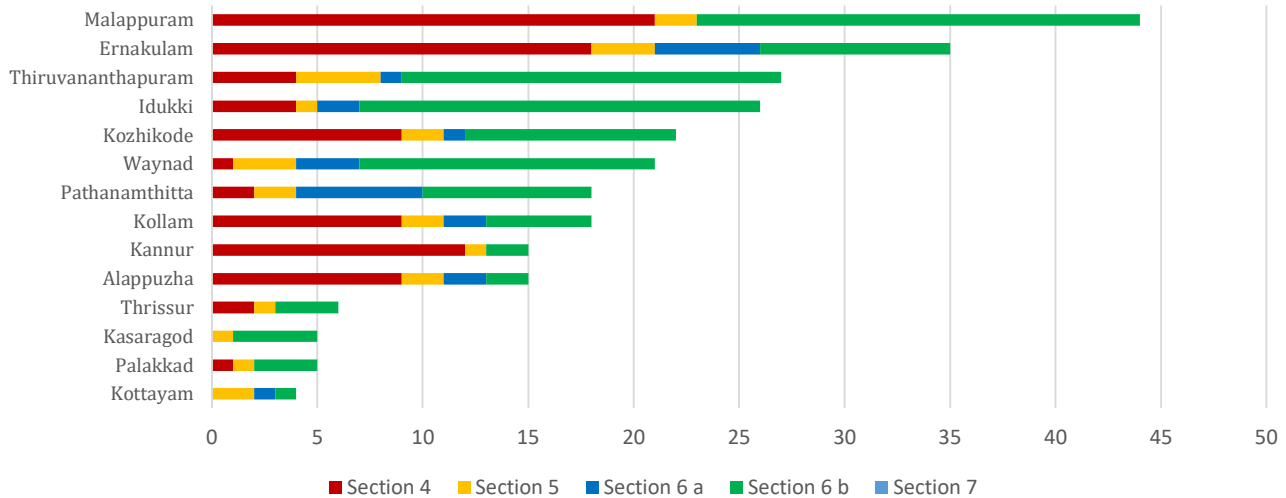
Total Cases Registered

261

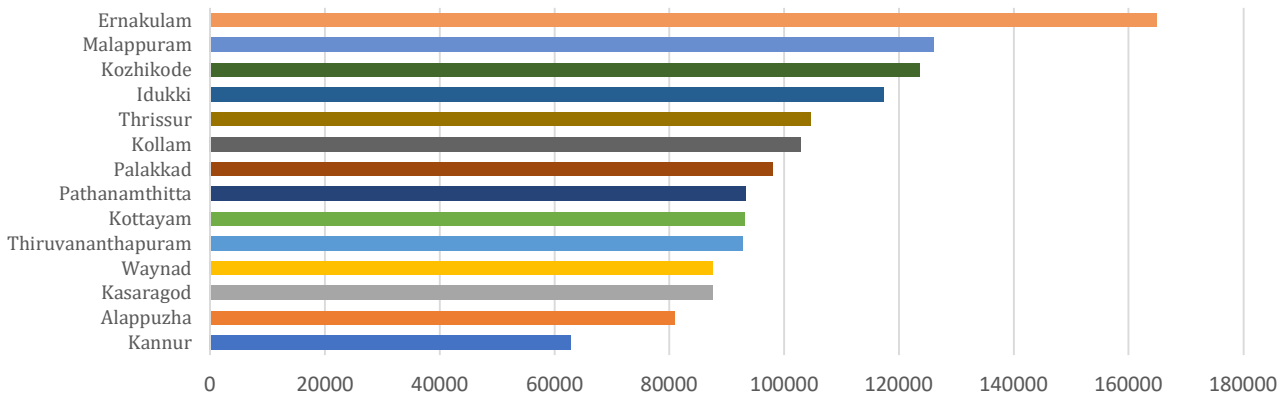
Total Fine Collected

2870196

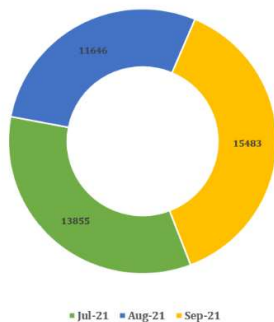
Cases Registered



Total Fine Collected



Number of Person availed Tobacco Cessation Service



Person availed Tobacco Cessation services

40984

Tobacco Cessation Centres

181

MENTAL HEALTH PROGRAMME

FACT SHEET – OCTOBER 2021

DMHP CLINICS

NEW CASES

1146

SAMPOORNA MANASIKAROGYAM

NEW CASE DETECTION

755

Helpline Calls

2020

ASWASAM CASES

SCREENED POSITIVE

988

TOTAL PSS CALLS

4,74,406

‘Ottaykkalla Oppamundu’

No: of Health Personnel	927
No: of Calls given to persons in quarantine /isolation	2,61,679
No: of Follow-up Calls given	45,801
Post Covid Calls (20 th Day)	1,35,878
No: of calls given to School children	29,028
No: of calls received from Helpline Numbers	2020
Total Calls	4,74,406

- 2,61,679 persons in quarantine/isolation were given Psycho Social Support /Counselling calls during the month.
- 45,801 follow up calls with 1393 counselling were given for those with psychological issues.
- Psycho Social Support calls were given to 29,028 school children, with 3390 of them given counselling.
- Post Covid call (20th day) 1,35,878 persons have been called in this regard during the month.

ASWASAM Till Date

Screened: 65,146

Positives: 12,090

Targeted
Interventions

SMA FHC: 391

New Cases: 18,417

Total cases 25,576

DMHP

CLINICS

October 2021

No: of Clinics-
286

New Cases:

1146

Follow Up:
15,111

Primary Care:
9355

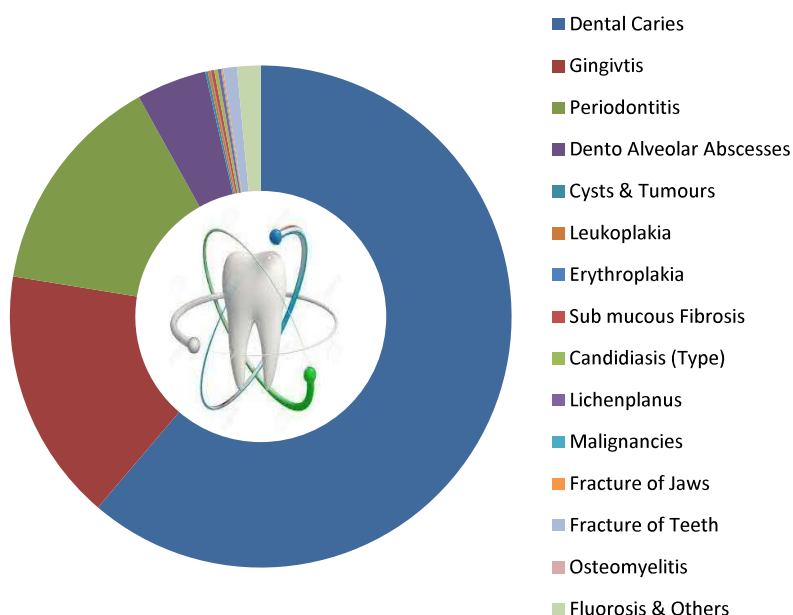
Total:

25,612

Fact Sheet of National Oral Health Programme (NOHP) SEPTEMBER 2021

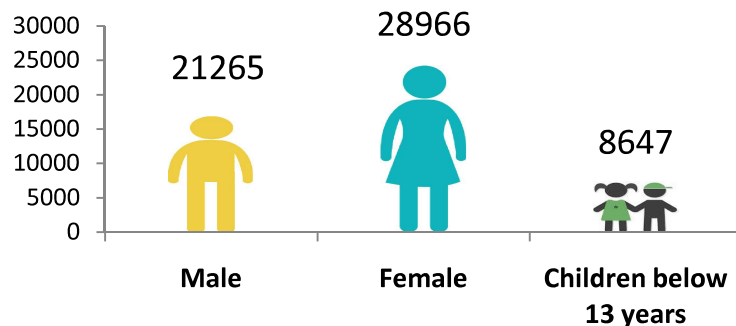
COMMON DENTAL FINDINGS-

Dental Caries	52554
Gingivitis	9815
Periodontitis	7135
Dento Alveolar Abscesses	1920
Cysts & Tumours	69
Leukoplakia	62
Erythroplakia	10
Sub mucous Fibrosis	57
Candidiasis (Type)	96
Lichenplanus	95
Malignancies	35
Fracture of Jaws	37
Fracture of Teeth	484
Osteomyelitis	3
Fluorosis & Others	730
Denture Fibroma	0
Mucocele	1



58878

Total no. of patients treated during SEP- 2021

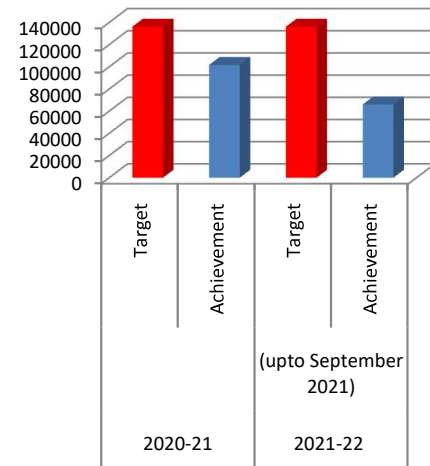


TREATMENT PROCEDURES (ORAL SURGERY)	7515
CONSERVATIVE PROCEDURES	8553
PERIODONTIC PROCEDURES	712
PROSTHODONTIC PROCEDURES	277
ORTHODONTIC PROCEDURES	194
PAEDODONTIC PROCEDURES	2940
RADIOLOGY	3188
OUT REACH ACTIVITIES	22 Camps

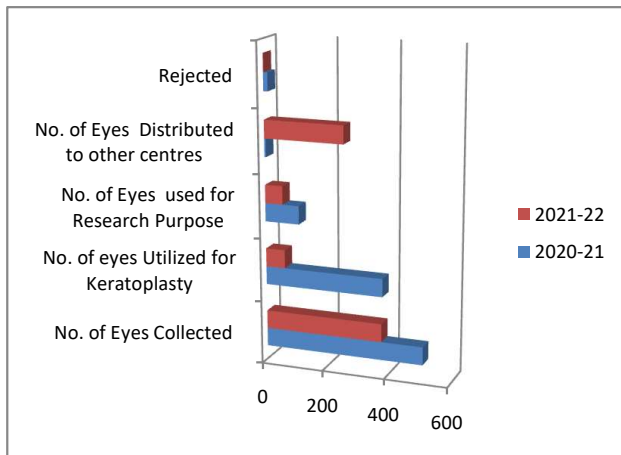
Cataract Surgeries District Level

Year	2020-21		2021-22	
Name of District	Target	Achievement	Target	Achievement
Thiruvananthapuram	13500	4619	13500	6622
Kollam	10700	4642	10700	3950
Pathanamthitta	4900	6242	4900	3568
Alappuzha	8700	7680	8700	3929
Kottayam	8000	9154	8000	6017
Idukki	4500	693	4500	1008
Ernakulam	13520	13307	13520	9039
Thrissur	12700	10352	12700	3195
Palakkad	11400	6741	11400	3520
Malappuram	16700	10992	16700	6937
Kozhikkode	12600	8606	12600	6006
Wayanad	3300	1739	3300	1073
Kannur	10300	13553	10300	9020
Kasargod	5300	3392	5300	2156
Total	136120	101712	136120	66040

Cataract Surgeries State Level



% of Achievement 2020-21 **74.72**
% of Achievement 2021-22 upto Sep **48.52**

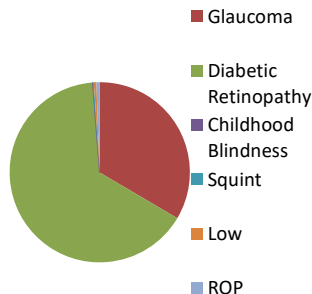


Eye Bank Performance		
Year	2020-21	2021-22
No. of Eyes Collected	509	377
No. of eyes Utilized for Keratoplasty	380	62
No. of Eyes used for Research Purpose	110	57
No. of Eyes Distributed to other centres	5	256
Rejected	14	2

Supply of Spectacles	
School Children	936
Old age Person	9153

Other Eye Diseases	2020-21	2021-22
Glaucoma	3601	2070
Diabetic Retinopathy	5467	3901
Childhood Blindness	0	0
Squint	41	20
Low	81	21
ROP	140	32

Other Eye Diseases 2021-22

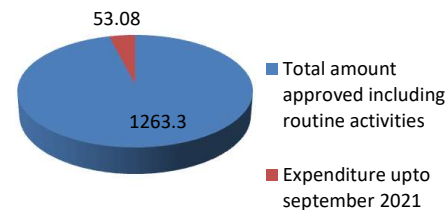


ROP 2021-22:

Total amount approved including routine activities:
Rs : 1263.30 Lakhs

Expenditure upto 30.09.2021
Rs 53.08 Lakhs

Rs in lakhs



NATIONAL PROGRAMME FOR PREVENTION AND CONTROL OF DEAFNESS – NPPCD



FACT SHEET

Basic Information

Year of Implementation : 2015, District Nodal Centers – 14 (1 per Dist), Extension Centers – 53 Institutions
Phase 1 - 28 Institutions, Phase 2 - 19 Institutions, Phase 3 - 6 Institutions (GH-14, DH-15, TH/THQH-38)

Equipment Details

Supply in progress

1. BERA Room (9) and Speech Therapy Room(4) - DNCs
2. Sound Treated Cubicle (28) - Phase-1
3. Tympanometer (28) – Phase-1

Administrative Sanction given

1. ENT Operating Microscope (3) – Phase 3
2. Micro drills with Burr Heads (10) – Phase 3
3. Micro Ear Surgery Instruments(10) – Phase 3
4. Sound treated Cubicle (19) – Phase 2
5. Tympanometer(19) – Phase 2

ROP Approval – Rs 384.58 Lakhs

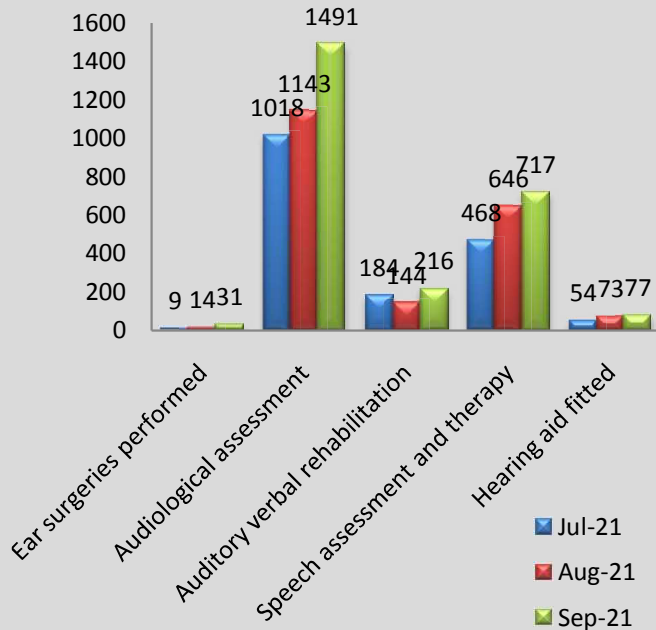
- Ear Care Screening Camps @ selected H&WCs - Rs 10.08 Lakhs
- Procurement of Equipments – Rs 269.50 Lakhs
- IEC/BCC – Rs 48 lakhs (Rs 28 L for Dist)
- Recruitment of Audiologists - Rs 57 lakhs

Achievement

NPPCD, Kerala became a member of the WHO's World Hearing Forum for the period of 2021-2023



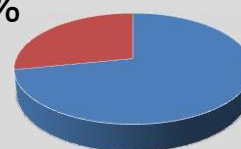
Ear and Hearing related OPD patients



Expenditure

Utilised (Blue) Unutilised (Red)

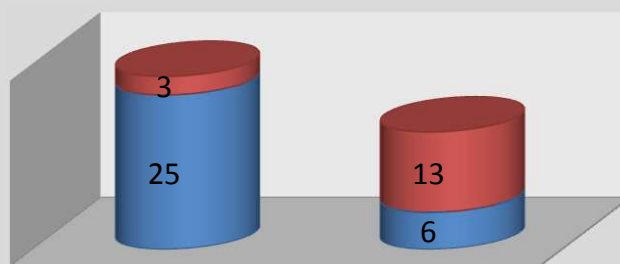
28%



72%

Audiologist in Extension Centers

Filled (Blue) Vacant (Red)



Phase 1 (2019-20) Phase 2 (2021-22)

Constraints

1. BERA room for District Centres – work interrupted due to cost escalation from Rs 3L to Rs 4.13L. (Additional funds of Rs 21 Lakhs is required)
2. Posting of Staff Nurse - sedation issues during BERA test in infants.
3. HR Vacancies, Audiologist (4 Nos), Audiometric Assistant (2 Nos) and Instructor for Young Hearing Impaired (3 Nos) in the districts from last year yet to be filled.

NATIONAL VIRAL HEPATITIS CONTROL PROGRAM

ദേശീയ വൈറൽ ഹെപ്പറ്റൈറ്റിസ് നിയന്ത്രണ പരിപാടി



FACT SHEET

Hepatitis B Month wise report of Screened, Positive & Added to Treatment

Hepatitis C Month wise report of Screened, Positive & Added to Treatment

Sl.No	April 2021 to August 2021			September-21		
	Screened	Positive	Added to Treatment	Screened	Positive	Added to Treatment
TVM	5020	80	155	1899	28	54
KLM	3093	29	02	1711	12	0
PTA	2120	44	12	578	10	03
ALP	6423	53	15	1706	14	02
KTM	5207	56	39	1569	14	05
IDK	1234	11	0	261	01	0
EKM	3621	25	0	1171	09	0
TSR	9259	34	10	2579	14	0
PKD	782	03	10	135	05	0
MLP	4399	07	02	1382	05	0
WYD	1333	18	0	297	02	0
KKD	5912	51	02	921	10	0
KNR	11271	32	11	2579	02	1
KSD	2371	10	04	415	01	0
Total	62045	453	262	17203	127	65

Sl.No	April 2021 to August 2021			September-21		
	Screened	Positive	Added to Treatment	Screened	Positive	Added to Treatment
TVM	4977	26	32	1874	10	10
KLM	2417	06	0	511	02	0
PTA	750	02	01	476	0	0
ALP	6416	30	21	1703	11	09
KTM	5886	13	03	1709	05	01
IDK	698	0	0	216	0	0
EKM	3517	12	03	1127	03	01
TSR	7964	14	16	1239	02	0
PKD	780	02	01	133	0	0
MLP	4075	03	04	1327	0	0
WYD	1148	02	0	262	0	0
KKD	2575	17	11	641	03	01
KNR	11044	11	02	2466	02	01
KSD	1424	02	02	397	0	0
Total	53671	140	96	14051	38	23

NVHCP Treatment Centres Functioning Status

Sl No	District	Name of Treatment Centre	Functioning / Not Functioning	Remarks
1	Thiruvananthapuram	Govt. Medical College Trivandrum	Functioning	COVID Hospital
1	Thiruvananthapuram	General Hospital Trivandrum	Functioning	COVID Hospital
2	Kollam	District Hospital Kollam	Not Functioning	COVID Hospital
3	Kollam	Govt. Medical College Kollam	Functioning	COVID Hospital
4	Pathanamthitta	General Hospital Adoor	Functioning	COVID Hospital
5	Alappuzha	General Hospital Alappuzha	Functioning	COVID Hospital
6	Alappuzha	Govt. Medical College Alappuzha	Functioning	COVID Hospital
7	Kottayam	General Hospital Kottayam	Functioning	COVID Hospital
8	Kottayam	Govt. Medical College Kottayam	Functioning	COVID Hospital
9	Idukki	District Hospital Thodupuzha	Functioning	No Treatment Started
10	Idukki	Govt. Medical College Idukki	Not Functioning	Not Started
11	Ernakulam	General Hospital Muvattupuzha	Functioning	No Treatment Started
12	Ernakulam	GH Ernakulam	Just Started	No Treatment Started
13	Ernakulam	Govt. Medical College Ernakulam	Functioning	COVID Hospital
14	Thrissur	General Hospital Thrissur	Functioning	No Treatment Started
15	Thrissur	Govt. Medical College, Thrissur	Functioning	COVID Hospital
16	Palakkad	District Hospital, Palakkad	Functioning	COVID Hospital
17	Palakkad	Govt. Medical College, Palakkad	Not Functioning	Not Started, Academic Section only
18	Malappuram	District Hospital, Perinthalmanna	Functioning	
19	Malappuram	DH Tirur, Malappuram	Just Started	No Treatment Started
20	Malappuram	Govt. Medical College, Malappuram	Functioning	
21	Wayanad	General Hospital, Kalpetta	Functioning	No Treatment Started
22	Kozhikode	General Hospital, Kozhikode	Functioning	COVID Hospital
23	Kozhikode	Govt. Medical College, Kozhikode	Functioning	COVID Hospital
24	Kannur	District Hospital, Kannur	Functioning	
25	Kannur	Government Medical College, Kannur	Functioning	COVID Hospital
26	Kasargode	General Hospital Kasargode	Functioning	
Total Number of Treatment Centres				27
Total Number of Treatment Centres Started				24
Total Number of Treatment Centres Functioning				21
Total Number of Treatment Centres Not Functioning				4
Total Number of Treatment Centres Functioning but no Treatment Started				5
Total Number of Treatment Centres Functioning with COVID Hospital				14
Total Number of Treatment Centres Functioning with Non COVID Hospital				2

Financial Achievement

Particulars	Amount (Rs. In lakhs)
Total ROP 2021-22 Approved	308.155
Administrative Sanction issued for IEC/BCC activities	34
Administrative Sanction Issued for procurement of Hepatitis B & C test kits for Districts	61.715
Administrative Sanction Issued for State PH Lab – Viral Load Testing	2.99
Administrative Sanction Issued for Districts – Sample transportation fund for Viral Load Testing	0.5
Administrative Sanction Issued for MCH TSR - Viral Load Testing	1.9

- Orders issued to designate District Hospital Tirur & General Hospital Ernakulam as Treatment Centre of NVHCP Programme.
- Refresher NVHCP MIS Training for Medical Officers, Lab Technicians, Pharmacists & DEOs scheduled on 27th October 2021 has been postponed due to the ongoing cooperative strike by KGMOA



National Rabies Control Programme

National Rabies Control Programme (NRCP)

FACT SHEET

511 Health institutions having the facility to give Anti Rabies Vaccine &
41 Health institutions having the facility to give Anti Rabies Serum.

Monthly Animal Bite Report for 2021-22.

Sl. No.	Districts	April 2021 to August 2021		September 2021	
		Dog Bite Cases	Cat Bite Cases	Dog Bite Cases	Cat Bite Cases
1	Thiruvananthapuram	10721	9210	2524	2190
2	Kollam	7912	8157	1869	1739
3	Pathanamthitta	4086	3076	873	819
4	Alappuzha	5172	6263	1219	1163
5	Kottayam	4162	5663	1013	1282
6	Idukki	2627	937	649	245
7	Ernakulam	8119	11549	1806	2642
8	Thrissur	4112	6329	1272	1843
9	Palakkad	9758	9090	2088	1830
10	Malappuram	2956	16809	653	3637
11	Kozhikkode	4526	12887	1145	2907
12	Wayanad	2085	2751	592	785
13	Kannur	5893	12863	1414	2805
14	Kasargode	3164	3737	746	894
Total		75293	109321	17863	24781

Financial Achievement

Total ROP 2021-22 Approved - 27.26

Rs. 20 Lakhs -Administrative Sanction is issued to District level IEC/BCC activities & State level IEC/BCC activities 2021-22



National Programme on Climate Change and Human Health

FACT SHEET OCTOBER 2021

Constitution of State Governing body & Task Force –G.O issued on 08/10/21

G.O.(Ms)No.179/2021(H&FW) File No.HEALTH-G/361/2015-HEALTH



GOVERNMENT OF KERALA

H&FW - State Action Plan for Climate change and Human Health State Level Governing Body and Task Force constituted -Orders - Issued.

HEALTH & FAMILY WELFARE (C) DEPARTMENT
G.O.(Ms) No. 179/2021(H&FW) - Dated, Thiruvananthapuram, 08/10/2021
Read: Letter No. PFI-80529/2019/DHS dated 28/09/2019 from the Director of Health Services.

ORDER

The United Nations Framework Convention on Climate Change (UNFCCC) and its Kyoto protocol in 1997 refers to the legal frame work for climate change process internationally. The National Action Plan for Climate Change & Human Health (NAPCCHH) has identified 8-12 missions and among it Health Mission was undertaken by the Ministry of Health & Family Welfare, Government of India. The Director of Health Services vide letter read above furnished proposal for the formation of State Level Governing Body and State Level Task Force as per the approved draft of National Action Plan for climate Change & Human Health received from the Government of India.

Government have examined the matter in detail and have pleased to constitute State Level Governing Body and State Level Task Force for operational Frame work for implementation of National Action Plan for Climate Change and Human Health with the following constituents.

STATE LEVEL GOVERNING BODY

Honble Minister (Health)
Principal Secretary Health
Director of Health Services
Mission Director, NHM
Director, Medical Education
Regional Director, H&FW

Chairman
Vice Chairman
Member Secretary
Member
Member

Kerala Health Department Officially Joined the United Nations Race To Zero Campaign

Health-Care Without Harm

RACE TO ZERO

PRESS RELEASE
October 29, 2021
Media Contact: pr@healthcarewh.com
Paloma Warner, AMBRO: +1 432 730 0305
Ana Behunick, Mobile: +54 91133817678

IN THE COUNTDOWN TO COP26, HEALTH ORGANIZATIONS ACT NOW FOR CLIMATE AND HEALTH BY JOINING THE UNITED NATIONS RACE TO ZERO CAMPAIGN

Momentum for health care climate action builds with over 50 health care systems representing more than 2.300 hospitals and health centers from 21 countries committing to achieve net zero emissions before 2050

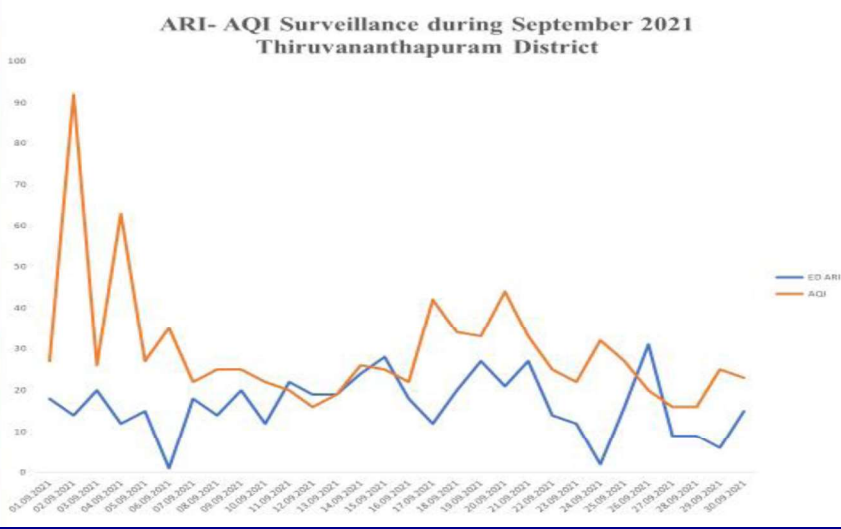
Health Care Without Harm, the official Race to Zero health care partner, today announced that over 50 health care institutions, collectively representing more than 33,500 health care facilities in 23 countries, are part of the UN-backed Race to Zero campaign. In joining the Race to Zero, these organizations commit to achieving net zero emissions by 2050. They become part of the largest ever alliance outside of national governments committed to delivering a zero carbon world in line with the Paris Agreement.

The health care organizations in Race to Zero include institutions ranging from individual public and private hospitals and health systems to entire provincial or state government health departments. In recent weeks, the United States, Canada, and the United Kingdom have joined the Race to Zero, these organizations are part of the UN-backed Race to Zero campaign. In joining the Race to Zero, these organizations commit to achieving net zero emissions by 2050. They become part of the largest ever alliance outside of national governments committed to delivering a zero carbon world in line with the Paris Agreement.

"It's exciting to see the momentum of health care organizations worldwide join the Race to Zero. All health organizations, large and small, can accelerate the transition to a healthier, sustainable, and more equitable world," said Gonzalo Muñoz, UN High Level Climate Champion.

"As a time when Kerala is facing unprecedented climate events, the State Health Department has shown its commitment to climate resilience and pledged to achieve net zero healthcare by signing up to the Race to Zero program. This initiative brings health facilities of the state on track to being low carbon and climate resilient," said Smt. Veena George, Honorable Minister of Health and Family Welfare Government of Kerala.

ARI Surveillance – restarted

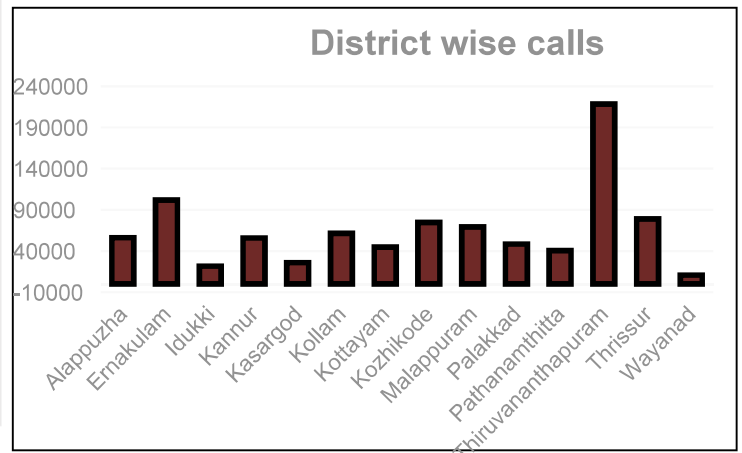
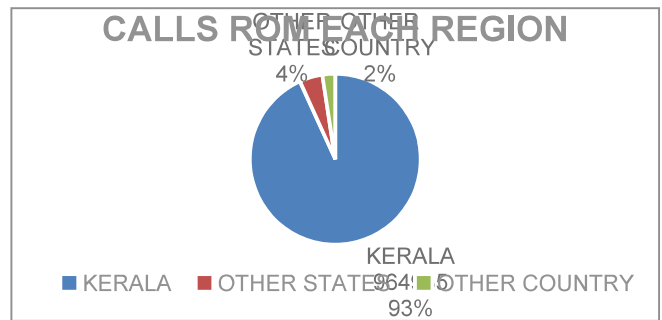
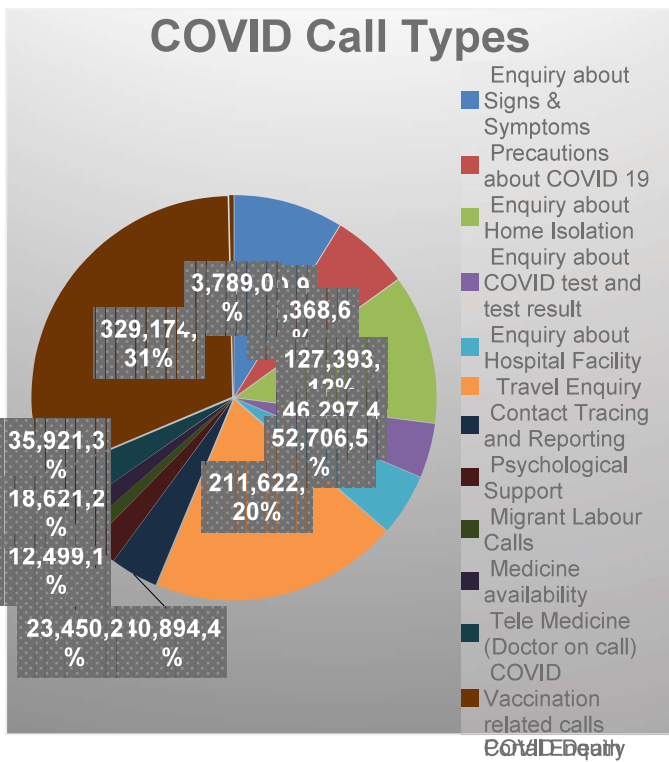
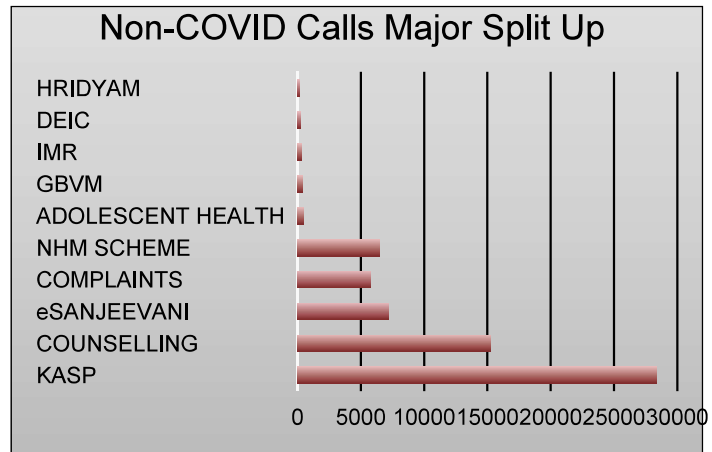
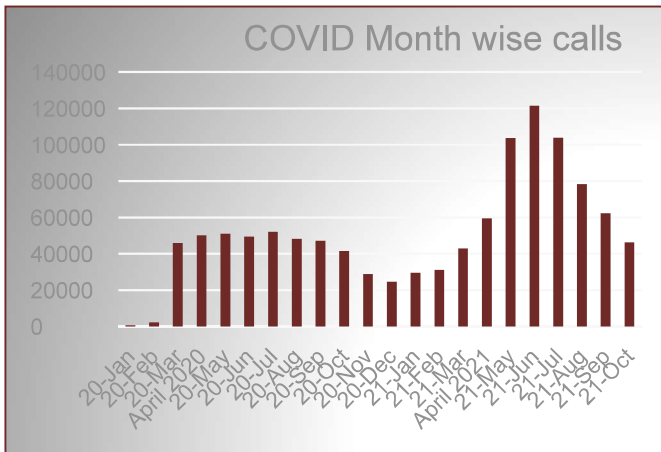


DISHA 1056

24 x7 Health Helpline

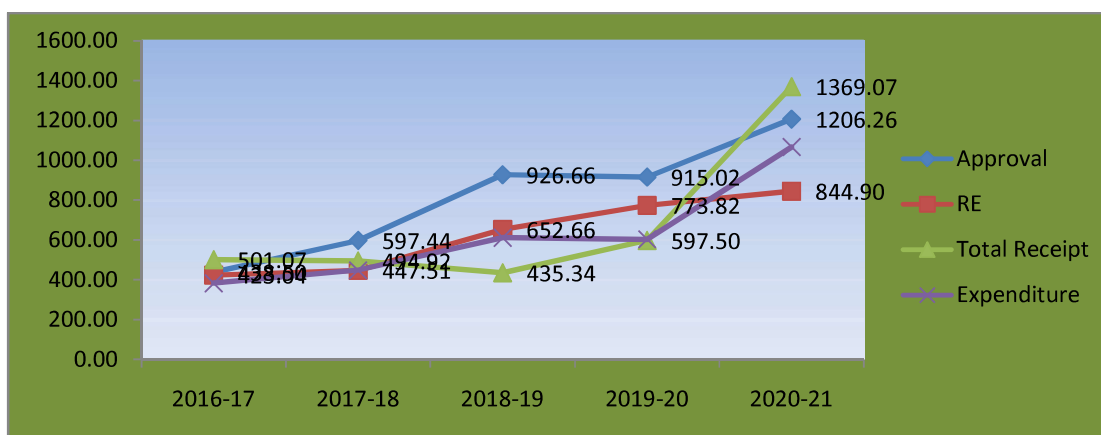


**A complete Health Helpline under Govt of Kerala and NHM...
Helping Keralites all over the world!!! Available on 104, 1056 (Toll Free) /
04712552056.**

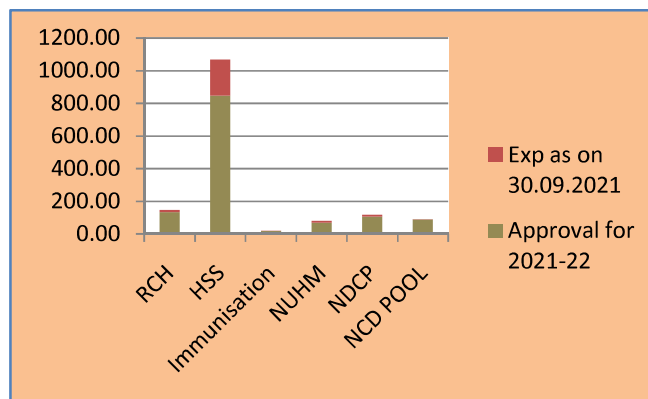


NHM-Financial Status

NHM Fund status (Last 5 Years) (Rs in crores)				
Year	Approval	RE	Receipt	Expenditure
2016-17	438.50	423.04	501.07	383.51
2017-18	597.44	447.51	494.92	448.49
2018-19	926.66	652.66	435.34	611.49
2019-20	915.02	773.82	597.50	603.20
2020-21	1206.26	844.90	1369.07	1066.12

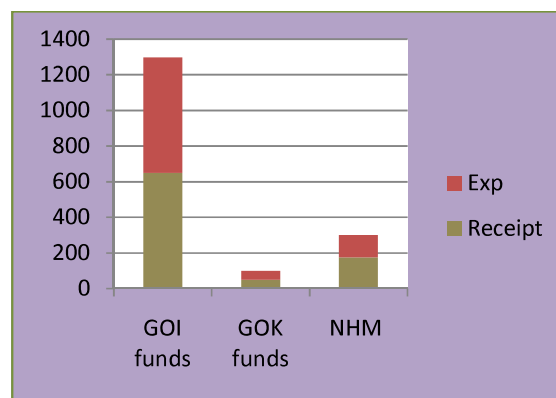


NHM 2021-22 (Rs in crores)			
Activity head	Approval	Exp as on 30.09.2021	%
RCH	132.71	15.16	11
HSS	847.62	221.58	26
Immunisation	17.68	3.26	18
NUHM	68.52	12.41	18
NDCP	105.21	12.46	12
NCD POOL	88.30	2.24	3
Total	1260.05	267.11	21



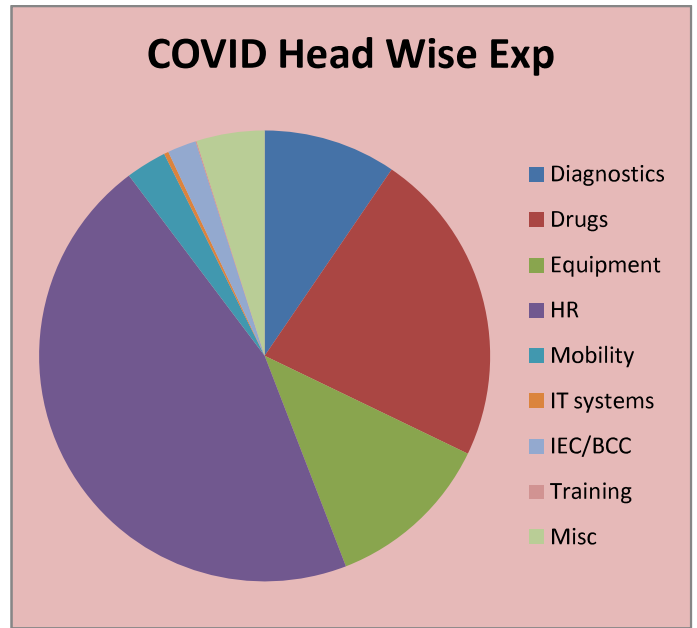
COVID Package funds –ECRP-Phase I (Rs in crores)

Year	Receipt GOI	Receipt GOK	Total Receipt	Expenditure
2019-20	74.21	49.47	123.68	123.68
2020-21	573.96	(100% CSS)	573.96	573.96
Uncommitted NHM funds taken for COVID			176.03	125.19
Total	648.17	49.47	873.67	822.83 (94%)

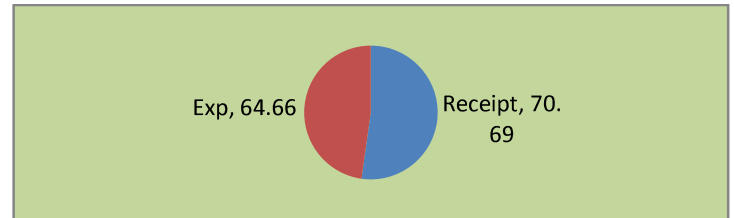


COVID Head wise Expenditure

FMR code	Activity Head	Total Expenditure (Rs. in lakhs)
B.31.1	Diagnostics including sample transport	7833.34
B.31.2	Drugs and supplies including PPE and masks	18611.18
B.31.3	Equipment /facilities for patient care including support for ventilators	9869.79
B.31.4	Temporary HR	37525.14
B.31.5	Mobility Support	2400.26
B.31.6	IT systems including hardware and software etc.	265.96
B.31.7	IEC/BCC	1695.42
B.31.8	Training	57.60
B.31.9	Misc (which could not be accounted for in B31.1 to B31.7)	4024.30
	Total	82282.99



COVID SDRF Funds		
Year	Receipt	Expenditure
2020-21	50.69	50.69
2021-22	20	13.97
Total	70.69	64.66 (91%)



Sl no	Particulars	Amount in lakhs
1	Minor Infrastructure Modifications for setting of isolation and quarantine facilities, CFLTC – Medical	1596.80
2	Control room and call centre	437.03
3	Surveillance unit Strengthening	811.60
4	IEC /BCC and Training	86.18
5	Enforcement	8.67
6	Logistics Management	2057.52
7	Sample collection and Management	362.05
8	Food Expense to the patients on Covid 19 treatment and Isolation	1012.07
9	Documentation & Stationery	48.62
10	Airport and Seaport management(Railway Station)	45.12
	Total	6465.66

