



NATIONAL HEALTH MISSION

FACT SHEET

NOVEMBER 2021

MATERNAL HEALTH FACT SHEET NOV-21

Fact Sheet -4

Issue 01/12/21

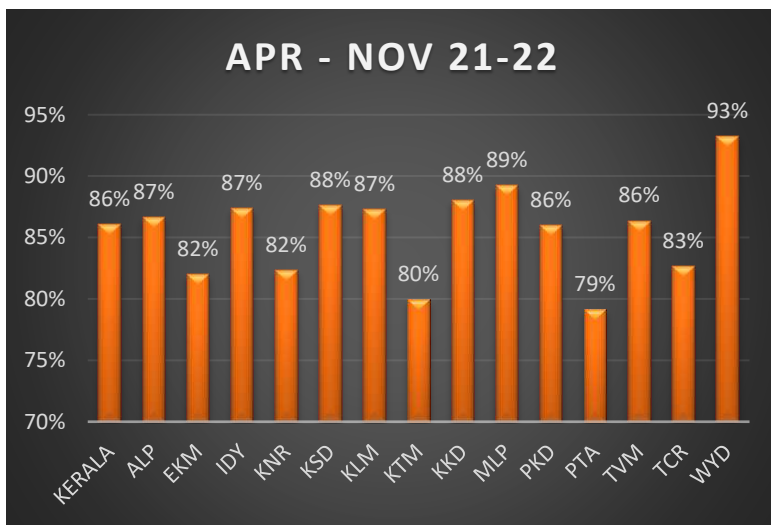
1. Trimester Wise Pregnant Woman registration (APRIL-21 to NOV-21)

District	Registered Count	I Trimester	
		Count	%
KERALA	267561	230322	86%
Alappuzha	12485	10818	87%
Ernakulam	19180	15722	82%
Idukki	7758	6780	87%
Kannur	21707	17872	82%
Kasaragod	14383	12600	88%
Kollam	17096	14924	87%
Kottayam	10812	8645	80%
Kozhikode	26250	23100	88%
Malappuram	56430	50352	89%
Palakkad	24016	20651	86%
Pathanamthitta	6529	5168	79%
Thiruvananthapuram	20687	17865	86%
Thrissur	22303	18435	83%
Wayanad	7925	7390	93%

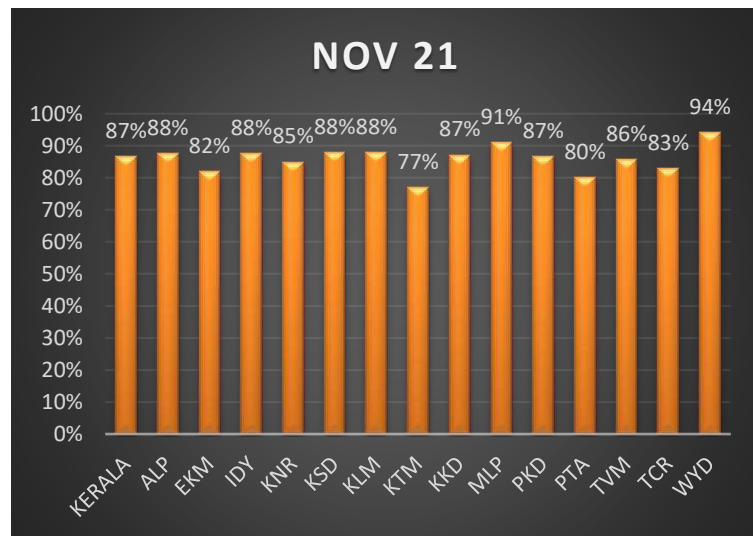
2. Trimester Wise Pregnant Woman registration (NOV-21)

District	Registered Count	I Trimester	
		Count	%
KERALA	36084	31295	87%
Alappuzha	1692	1482	88%
Ernakulam	2655	2174	82%
Idukki	910	797	88%
Kannur	2720	2311	85%
Kasaragod	1908	1679	88%
Kollam	2263	1992	88%
Kottayam	1397	1075	77%
Kozhikode	3701	3227	87%
Malappuram	7823	7127	91%
Palakkad	3048	2646	87%
Pathanamthitta	913	732	80%
Thiruvananthapuram	2825	2421	86%
Thrissur	3150	2616	83%
Wayanad	1079	1016	94%

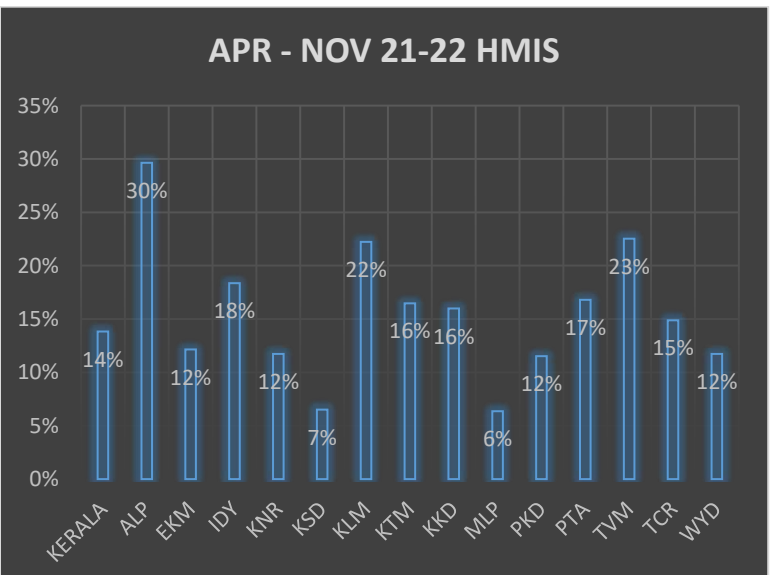
4.1st Trimester Wise Pregnant Woman registration - HMIS Portal



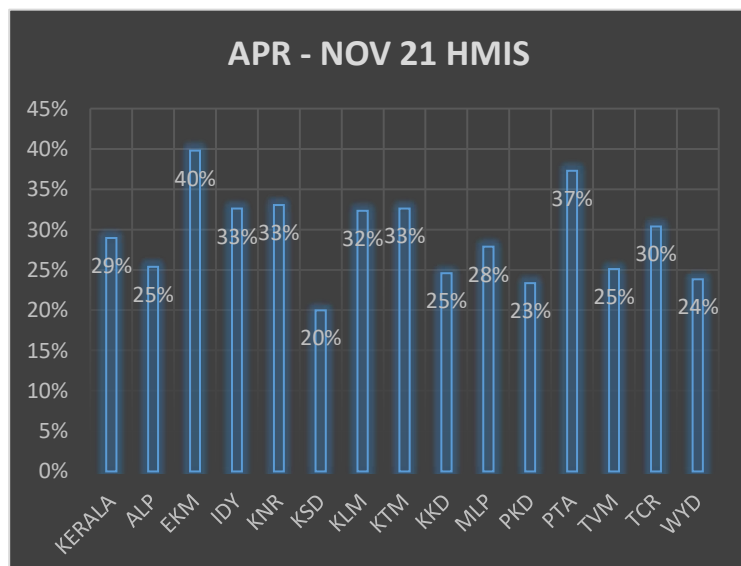
5.1st Trimester Wise Pregnant Woman registration- HMIS Portal



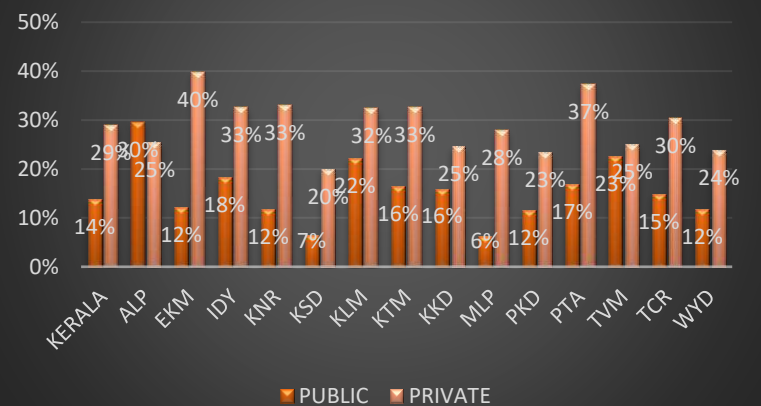
5. % of C-Section performed Public out of total institution delivery



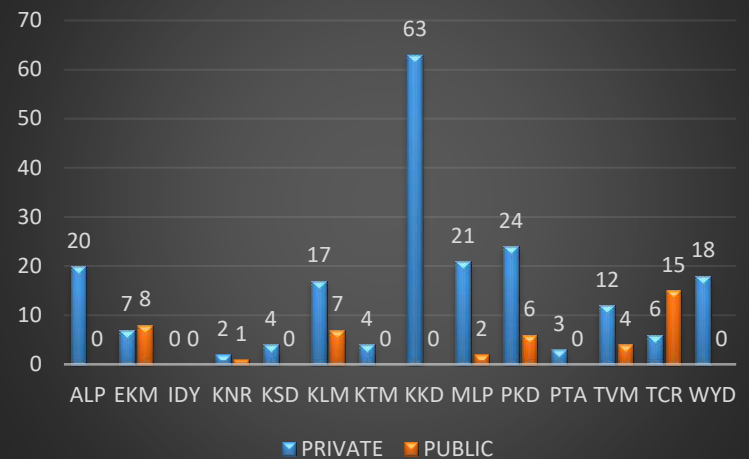
6. % of C-Section performed Private out of total institution delivery



C-Section Public Vs Private HMIS APR - NOV 21

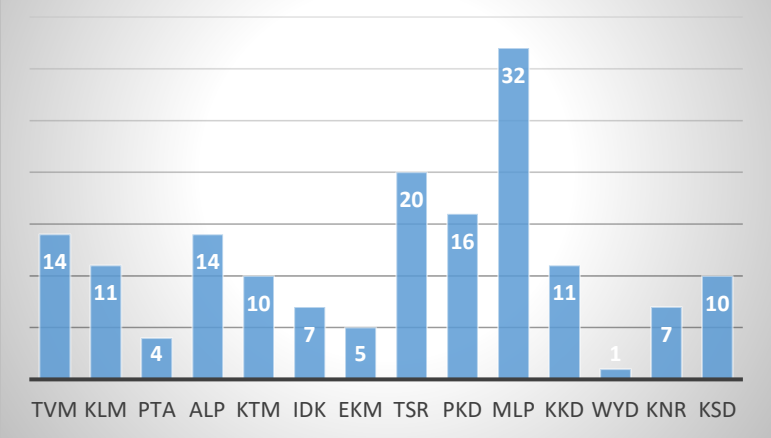


NOV 21



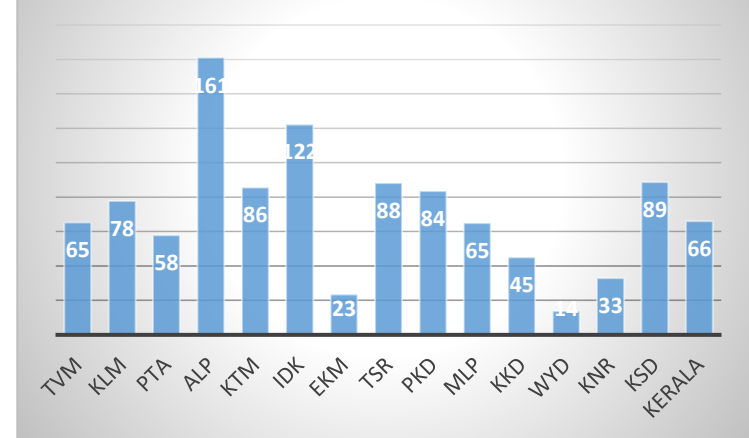
7. Maternal death April –Nov 21-DHS data

MATERNAL DEATH



8.MMR -April –Nov 21-DHS data

MMR (PER LAKH)



I'm pregnant.
How can I protect myself against **COVID-19**?



Wash your hands frequently



Avoid touching your eyes, nose and mouth



Put space between yourself and others



Cough or sneeze into your bent elbow or a tissue

If you have fever, cough or difficulty breathing, seek care early. Call beforehand, and follow medical advice.



Women with COVID-19 can breastfeed if they wish to do so. They should:



Practice respiratory hygiene and wear a mask



Wash hands before and after touching the baby



Routinely clean and disinfect surfaces

Fact Sheet – RBSK & Child Health - November 2021

Program Goals and Objective:

Reduction of under five Mortality and Infant Mortality as per the State Goals set under SDG-2030. Improve quality of survival through service process high standardized care path way.

Program achievements:

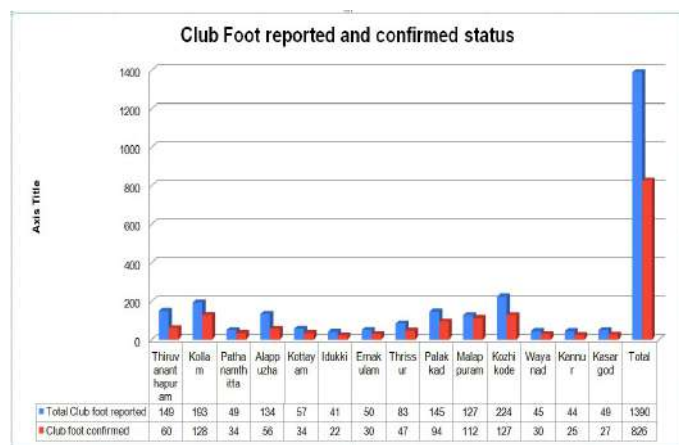
Shalabham Screening status

2021-22				
	Q1	Q2	October	November
Delivery	30143	31683	10408	10259
VBD Screened	30119	35572	12277	13762
VBD positive	658	743	230	256
PO Screened	15845	15826	5168	5275
PO failed	264	234	58	67
MB Screened	26770	28140	8687	9635
MB identified	100	99	30	31

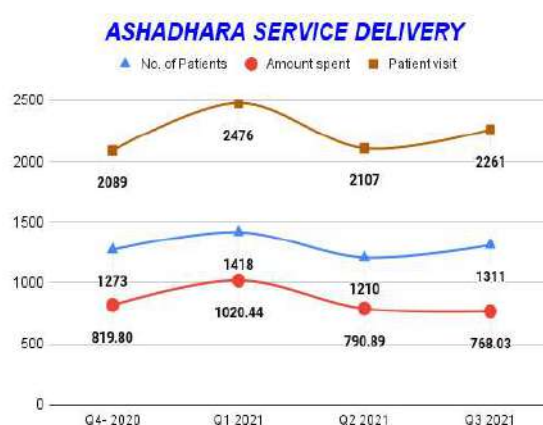
Hridayam Status

Total Cases	Registered	Surgery Done	
	Nov-21	28	Nov-21
341	2021	1132	2021
3085	2020	878	2020
2265	2019	941	2019
3239	2018	625	2018

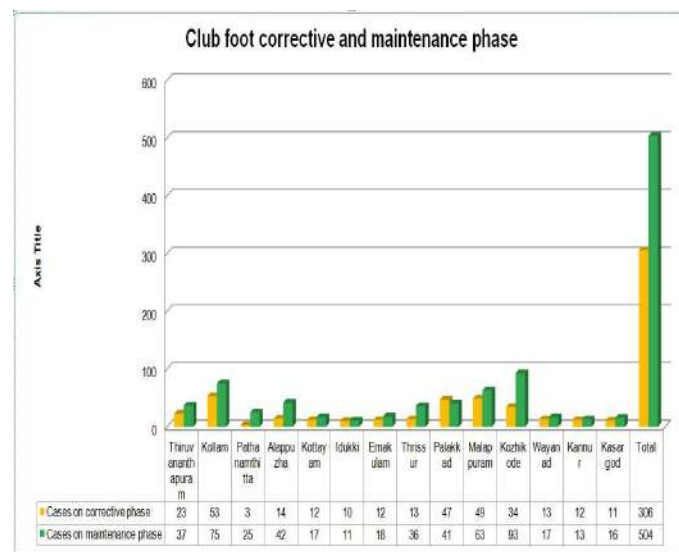
Club Foot Status



Ashadhara Status



Club foot corrective and maintenance phase



Inference:-

- * 581895 children are screened under Comprehensive Newborn screening program since June 2018 and 13762 babies were screened in November 2021 – RBSK
- * Community level RBSK screening restarted.
- * SRS (Oct 2021) reported Kerala IMR as 6.
- * Noted that similar no. of bleeding episodes are reported in last four quarters.
- * Introduction of standardised protocols and regulatory measures as shown a trend in reduction in expenditure.

Plan for this quarter:-

- * Roll out of SAANS, Asadhara web portal and school health program increased visibility for programs like AMB through strengthening community level activities.
- * Implementation of Care pathway for club foot for universalising service provision.

Adolescent Health

November 2021

Child and Adolescent Safety week

Total Programmes 87

Total participants : 5175

Best District--:Kasargod !!

COUNSELLING

54,949 Adolescents
reached by 32 dedicated
and 13 pooled AH
Counsellors

OUTREACH SERVICES

67436 Adolescents
reached so far thro'
2203
sessions/webinars
193 AHWDs and 282
AF club meetings

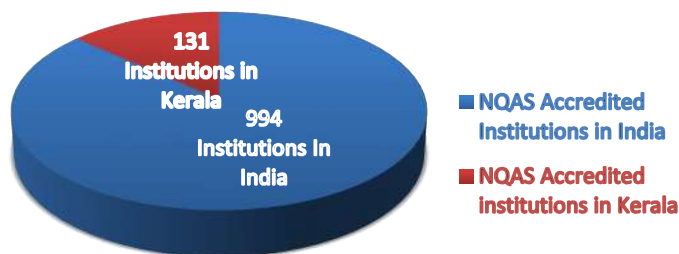
Fostering 'Inclusive' Love and Affection among Gen Nxxt!

**Adol students Live interaction
with Differently Abled Children
of DEIC Kalpetta on AHWD**

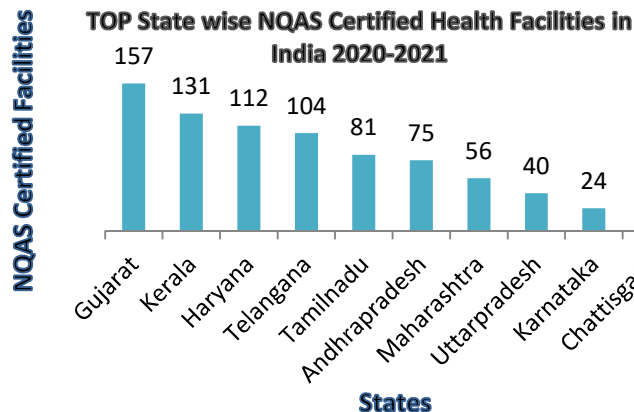
by RKSK Wayanad, Meppadi Block, with RBSK-
DEIC & SKMJ School Kalpetta



NQAS Accreditation Status of Kerala



* Accreditation status of other states taken from NHSRC Website



* Accreditation status of other states taken from NHSRC Website

Physical Achievements 2021-22 – District wise

Districts	NQAS District Assessment conducted	NQAS District Assessment conducted Nov	Institution Ready for State Assessment	Institution Ready for State Assessment Nov	NQAS State Assessment conducted	NQAS State Assessment conducted Nov	NQAS National Application given	NQAS National Application given in Nov	NQAS National Assessment conducted	NQAS National Assessment conducted Nov	NQAS Certified	NQAS Certified Nov
TVM	8	0	4	0	4	0	3	0	3	0	3	0
KLM	4	0	4	0	4	0	4	0	4	0	4	1
PTA	2	0	2	0	2	0	1	1	0	0	0	0
ALP	3	0	1	0	1	0	1	0	1	0	1	0
KTM	9	0	5	0	5	0	5	1	2	1	1	1
IDK	3	0	3	0	3	0	3	0	2	0	2	0
EKM	6	0	6	0	6	0	6	0	4	0	2	0
TSR	9	0	7	0	7	0	7	1	6	2	4	0
PLKD	3	0	3	0	2	0	0	0	0	0	0	0
MLPM	4	0	4	0	4	0	2	0	0	0	0	0
KKD	7	1	7	1	5	0	4	0	3	0	3	1
WYND	4	0	4	0	4	0	4	0	3	0	3	2
KNR	3	0	3	0	3	0	3	0	3	1	2	0
KSD	10	0	6	0	6	0	8	2	5	0	3	1
Total	75	1	59	1	56	0	51	5	36	4	28	6

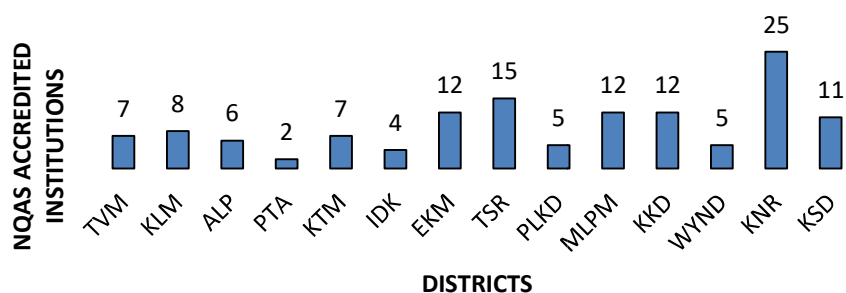
LaQshya Accreditation Status

WYND –State Level Assessment Conducted -1

MBFHI Certification Status

Total 19 applications submitted for MBFHI certification Out of that 10 applications not qualified application criteria of MBFHI. 4 Institutions Assessment completed,5 institutions Assessment yet to be scheduled.

NQAS ACCREDITED INSTITUTIONS -DISTRICT WISE



CURRENT ACTIVITIES IN QUALITY ASSURANCE

❖ **Kayakalp Assessments 2021-**

Peer Assessment of Institutions completed and state assessment will start by 1st week of December.

ASHA & Community Process Activities – November 2021

ASHA enrollment in e SHARM Portal

District	No. of ASHA	ASHA eligible in the age group of 18-59	ASHA registered in e-SHARM Portal	%
TVM	2562	2540	1488	59
KLM	1979	1969	1020	52
PTA	1040	1016	951	94
ALP	2060	2057	1282	62
KTM	1551	1506	1103	73
IDK	1042	940	589	63
ERN	2340	2299	1782	78
TCR	2339	2301	2162	94
PKD	2364	2348	1807	77
MLPM	3225	3078	2467	80
KKD	1970	1935	1624	84
WYD	872	846	771	91
KNR	1976	1885	1432	76
KSD	930	920	814	88
Total	26250	25640	19292	75

WAVE Campaign

District	Total Number of ASHA	No. of Persons registred & vaccinated through ASHA under WAVE campaign	Total amount given to ashas as incentive under the wave campaign till 31 October 2021
TVM	2586	355940	711880
KLM	1979	100023	200046
PTA	1046	24257	48514
ALP	2060	49000	98000
KTM	1551	101040	202080
IDK	1042	36879	73758
EKM	2311	260507	521,014
TCR	2363	180439	360878
PKD	2364	119126	238252
MLPM	3225	40733	81466
KKD	1970	65188	130376
WYD	868	87670	175340
KNR	1976	64000	128000
KSD	930	85030	170060
Grand Total	26271	1569832	3139664

SALUTES THE SPIRIT OF GIVING



Tribute To Immortal Asha COVID Warriors

Update of ASHA Honorarium/Incentives

District	Honorarium distributed as on	General Incentive distributed as on	Fixed incentive distributed as on	Covid incentive distributed as on
TVM	Sep/21	Oct/21	Oct/21	Sep/21
KLM	Oct/21	Oct/21	Oct/21	Aug/21
PTA	Sep/21	Oct/21	Oct/21	Sep/21
ALP	Sep/21	Sep/21	Sep/21	Jul/21
KTM	Sep/21	Oct/21	Oct/21	Sep/21
IDK	Sep/21	Oct/21	Oct/21	Sep/21
ERN	Sep/21	Oct/21	Oct/21	Jul/21
TCR	Sep/21	Oct/21	Oct/21	Aug/21
PKD	Sep/21	Oct/21	Oct/21	Jul/21
MLPM	Sep/21	Oct/21	Oct/21	Jul/21
KKD	Sep/21	Oct/21	Oct/21	Sep/21
WYD	Sep/21	Oct/21	Oct/21	Sep/21
KNR	Sep/21	Oct/21	Oct/21	Sep/21
KSD	Sep/21	Oct/21	Oct/21	Jul/21



TRAININGS CONDUCTED BY STATE TRAINING DIVISION

TRAINING CATEGORY	TILL NOW TOTAL	SESSIONS IN NOVEMBER
Total trainings	270	23
Direct trainings	24	0
COVID related trainings	119	0
Online trainings – Live interaction	253	23
NQAS related trainings	50	0
Other department trainings	46	2

TRAININGS AND REACH IN NOVEMBER

TOPIC	SESSIONS	PARTICIPANTS COVERAGE
E sanjeevani, State console and Doc to Doc	10	156
Ministerial Staffs – MOP	1	460
AMR – Webinar for health workers	6	905
AMR – Kudumbasree resource persons	1	381
Webinar series on DM	3	722
Webinar series on HTN	2	416



YOUTUBE CHANNEL KERALA HEALTH ONLINE TRAINING

PARAMETER	LIFETIME	NOVEMBER
Subscribe		
Total videos uploaded	674	22
Subscribers	16956	472
Playlist created	57	5
Views	461.1K	18.2K
Watch time	30.4K	1.2K
Impressions	5.4M	393.9K
Click through rate	3.3%	2.6%

New play list created – AMR webinar, DM and HTN Webinar series, Infection control practices in primary health care settings, Ministerial staff trainings, School reopening COVID prevention



LEARNING MANAGEMENT SYSTEM NATIONAL HEALTH MISSION, KERALA

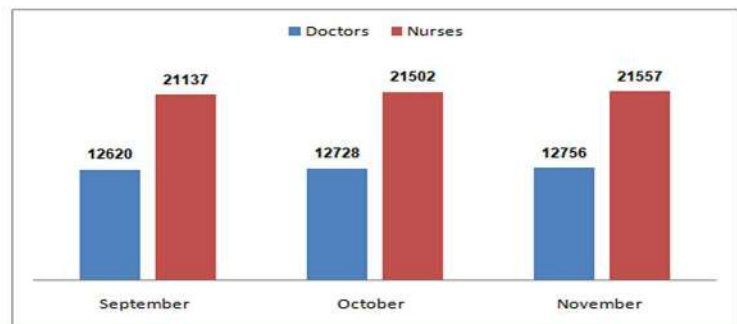
Equipped to handheld more than 20000 participants at a time in LMS, Able to conduct live session with 1000 participants at a time, Suitable platform for different forms of evaluations.

LMS PARAMETER	TILL NOW TOTAL	NOVEMBER
Total enrollments	4342	244
Total courses	20	5
Total number of cohorts	14	7
Total number of certificate issued	1712	1712
Adherence to the course	>90%	>90%

New courses added to the platform – National family planning program and RTI/STI, NPHCE, FIMNCI, Mental health program, MLC in PHC (NQAS related trainings)

Future plan - Updation of courses, More courses (Expected upto 90), Need based trainings, Institutional wise grouping.

COVID ICU TRAINING DATA



ACHIEVEMENTS AND CHALLENGES

ACHIEVEMENTS



Instructions given to start Maternal and child health skill trainings in associated with W & C's in districts. Skill labs for the same are preparing and instructions regarding fund utilization issued, Started the functioning in Trivandrum, Kottayam, Ernakulam, Trissur, Kozhikkode.

Instruction given to restart Aardram trainings. Pre preparation works started Instruction given regarding to restart RIO Diabetic retinopathy screening trainings. Instructions recieved and moving forward with the LMS strengthening and adding of more courses.

Training console works started in most of the districts. Preparations of skill lab in all

CHALLENGES



Yet to receive lesson plans of few training divisions.

Even after repeated communication no ICU training data from DME side after June 5

Training console and Skill lab setting fasttracked

Need of curriculum planning sittings for program divisions

STATE TRAINING DIVISION, NHM KERALA

LEARNING MANAGEMENT SYSTEM FACT SHEET - NOVEMBER 2021



SALIENT FEATURES OF LEARNING MANAGEMENT SYSTEM

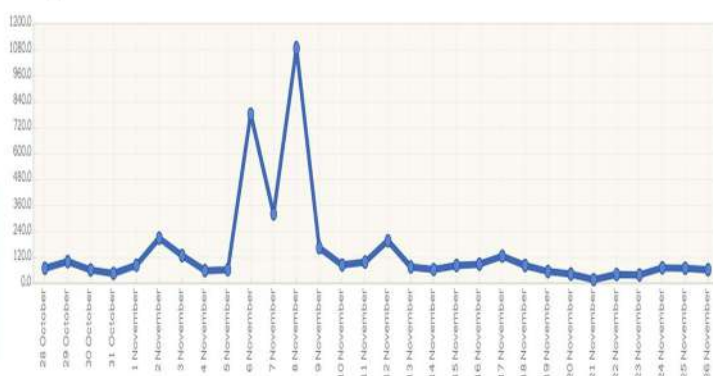
- Can conduct different format of training programs (Live sessions, self paced Open courses, Self paced restricted training programs.
- The enrolled participants can freely view and participate in courses which all are opened for the respective category.
- Highly interactive platform – Can form discussion forums within the course; can interact with designated faculty at any time etc.
- Creative assessment methods – Can establish more creative assessment methods to the courses or sessions such as quizzes, exams, puzzles, descriptive exams etc.
- Can integrate with live platform with zoom
- Can conduct live session with 1000 participants at a time.
- Good format for accounting and reporting of participants activities

LEARNING MANAGEMENT SYSTEM GENERAL DATA

- 20 COURSES UPLOAD (4 COVID SPECIFIC, 13 NQAS RELATED TRAININGS, 1 MLSP, 16 NON COVID)
- 4342 PARTICIPANTS ENROLLED – ENROLLMENT IN PROGRESS
- CAPABLE OF CONDUCTION LIVE SESSIONS WITH 1000 PARTICIPANTS AT A TIME
- MORE THAN 90 % ADHERENCE TO THE SESSIONS IN THIS MONTH
- NEW COURSES UPLOAD (NOVEMBER) - 5 COURSES
- ENROLLMENT PROGRESS - OCT (4071) TO NOV (4315) -244
- 1712 COURSE CERTIFICATES ISSUES IN NOVEMBER



USER LOGIN STATISTICS (PER DAY IN LMS)



STATUS OF COURSES IN LMS

SL NO	COURSE	STATUS	CATEGORY
1	Infection prevention and control - COVID 19 context	Active	COVID Related
2	Short course on COVID 19 management in children	Active	COVID Related
3	A short course in NPCDCS	Active	NQAS Related
4	A short course in COVID 19 management guidelines - Speciality perspective	Active	COVID Related
5	Training on national tobacco control Program	Active	NQAS Related
6	E Sureksha, Training for Volunteers	Decommissioned	COVID Related
7	Training on national AIDS control Program	Active	NQAS Related
8	Training on National Tuberculosis Elimination program	Active	NQAS Related
9	Training on IDSP	Active	NQAS Related
10	Training on Kala Azar for Lab technicians	Active	Category Wise
11	Training MLSP	Active	Category Wise
12	Short course on Vector control measures	Active	Category Wise
13	Training on NVBDCP	Active	NQAS Related
14	Training on School health program in Kerala	Active	NQAS Related
15	Training on national program for control of Blindness and Visual impairment	Active	NQAS Related

ENROLLMENT STATUS

SL NO	PARTICIPANT CATEGORY	NUMBER OF ENROLLMENTS		REMARKS
		OCTOBER	NOVEMBER	
1	Doctors/Medical practitioners	465	642	Increased
2	Nursing officers	701	1028	Increased
3	Pharmacists	223	287	Increased
4	Lab technicians	312	293	Regrouped the participants
5	MLSPs	1640	1628	Profile elimination (Unused, Terminated)
6	Ministerial staffs	Not grouped	26	Newley added group
7	Public health staffs	Not grouped	296	Newley added group
8	DVC Staffs	Not grouped	94	Newley added group
9	Optometician	Not grouped	4	Newley added group
10	RBSK Nurse	Not grouped	6	Newley added group
11	Supportive staffs	Not grouped	8	Newley added group
12	Palliative Nurse	Not grouped	3	Newley added group
13	Public relation officers	Not grouped	18	Newley added group
14	Quality assurance officer	Not grouped	9	Newley added group
Total		4071	4342	244 enrollments increased

More categories are added in this month only, some categories are identified and regrouped in platform so that numbers may decrease or increase as per the group change

ENROLLMENT PROGRESS IN NOVEMBER - OCTOBER - 4071
NOVEMBER - 4315
244 ENROLLMENTS IN NOVEMBER

CERTIFICATE ISSUED THROUGH LMS PLATFORM

SL NO	COURSE	CERTIFICATE ISSUED
1	Infection prevention and control - COVID 19 context	11
2	Short course on COVID 19 management in children	In progress
3	A short course in NPCDCS	30
4	A short course in COVID 19 management guidelines - Speciality perspective	In progress
5	Training on national tobacco control Program	43
6	E Sureksha, Training for Volunteers	198
7	Training on national AIDS control Program	42
8	Training on National Tuberculosis Elimination program	39
9	Training on IDSP	18
10	Training on Kala Azar for Lab technicians	In progress
11	Training MLSP	1215
12	Short course on Vector control measures	In progress
13	Training on NVBDCP	27
14	Training on School health program in Kerala	24
15	Training on national program for control of Blindness and Visual impairment	13
16	Training on National Family Health program and RTI/STI control program.	21
17	Training on National Program for health care of elderly	24
18	Training on FIMNCI	1
19	Training on Mental health programs in Kerala	3
20	Training on MLC issues in PHC/FHC and CHCs	3

TOTAL CERTIFICATE ISSUED TILL NOW - 1712

CERTIFICATES ISSUED IN NOVEMBER - 1712



eSanjeevani was initially launched to amid the COVID 19 pandemic to enable patient to doctor tele-consultation and AB-HWC doctor to doctor consultation enables Hub and Spoke model consultation between doctors in the Main hospital and primary care hospitals.

STATUS

	Total consultation	293650
	Total Consultation Duration	30671 ^{hrs} 23 ^{min}
	Avg. Consultation Duration	6 ^{min} 16 ^{sec}
	Avg. Patient Wait Time	4 ^{mins} 37 ^{secs}
	Doctors Registered	4769

CONSULTATION COUNT - DISTRICTS WISE

DISTRICTS	SEPTEMBER	OCTOBER	NOVEMBER
ALAPPUZHA	1841	1214	1035
ERNAKULAM	3665	2398	2041
IDUKKI	656	429	292
KANNUR	1495	886	633
KASARAGOD	377	285	180
KOLLAM	1461	851	679
KOTTAYAM	1432	926	799
KOZHIKODE	2417	1417	1171
MALAPPURAM	1923	1241	821
PALAKKAD	1560	1084	855
PATHANAMTHITTA	839	591	416
THIRUVANANTHAPURAM	4081	2773	2367
THRISSUR	3160	2034	1761
WAYANAD	519	418	241
TOTAL	25426	16547	13291

DOCTORS ENROLLED IN LAST THREE MONTHS

DOCTORS ENROLLED

SEPTEMBER	OCTOBER	NOVEMBER
160	171	88

MOST & LEAST UTILIZING

	SEPTEMBER	OCTOBER	NOVEMBER
MOST PROMOTING DISTRICTS	Trivandrum, Ernakulam, Thrissur	Trivandrum, Ernakulam, Thrissur	Trivandrum, Ernakulam, Thrissur
LEAST PROMOTING DISTRICTS	Kasaragod, Wayanad, Idukki	Kasaragod, Wayanad, Idukki	Kasaragod, Wayanad, Idukki

CONSULTATION COUNT OF LAST MONTHS OPD WISE COUNT

CONSULTATION COUNT OF LAST THREE MONTHS

SL. NO.	E-SANJEEVANI OPD	SEPTEMBER	OCTOBER	NOVEMBER	PERCENTAGE OF INCREASE/DECREASE
1	General OP	8372	6350	5955	-6.22
2	Covid OP	5111	2931	2193	-25.00

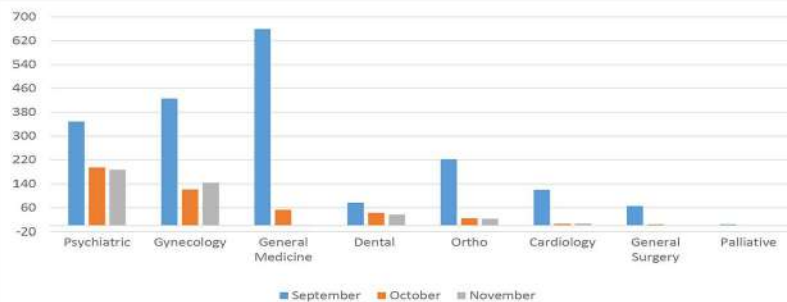
EFFECT ON HEALTH SERVICE DOCTOR'S STRIKE IN SPECIALTY OPDS

OPDS	SEPTEMBER	OCTOBER	NOVEMBER	PERCENTAGE CHANGE
PEDIATRICS	2605	1690	1550	-8.28
PSYCHIATRIC	349	195	187	-4.10
GYNECOLOGY	426	121	144	19.01
GENERAL MEDICINE	659	53	2	-96.23
DENTAL	77	43	37	-13.95
ORTHO	223	25	23	-8
CARDIOLOGY	120	6	7	16
GENERAL SURGERY	66	4	1	-75.00
PALLIATIVE	4	1	1	0.00
TOTAL	9593	2138	1952	-8.70

ECRP-II AB-HWC DOCTOR TO DOCTOR CONSULTATION STATUS

ECRP-II AB-HWC DOCTOR TO DOCTOR CONSULTATION STATUS

1	Procurement completed Districts	Kozhikode, Kottayam
2	Training completed districts	7
3	Consultation started districts	Kozhikode
4	Districts where specialist doctors are appointed	Kozhikode
5	Districts where the registration list was sent	3



ACHIEVEMENTS & CHALLENGES

Achievements



- ECRP-II Doctor to Doctor Consultation started from Kozhikode districts by connecting all UPHC with District HUB from 15 November 2021.
- Completed 32 consultations by Kozhikode district in AB-HWC doctor to doctor consultation.
- Trained doctors for the AB-HWC doctor to doctor consultation.
- Registration of Hub and Spoke institutions for H&FW doctor to doctor consultation is progressing for Pathanamthitta and Malappuram districts.

Challenges

- Many of the eSanjeevani telemedicine specialty OPDs is now vacant owing to the doctors' strike. As a result, many beneficiaries are being veered away from eSanjeevani's specialty telemedicine opd services. Before the strike, the total number of OPD consultations was between 800 and 1,000, but now it's less than 450.
- Doctor to Doctor consultation has not been started in any other district except Kozhikode.
- Most districts have medical colleges as hubs but no steps have been taken by the DME for ECRP II doctor or doctor consultation.
- Specialists have been enrolled in Kozhikode district only but in other districts, it has not been completed yet
- IEC activities to be strengthened to improve the utilization among all the age groups, females and the districts with less utilization.
- Data collection from districts for H&FW doctor to doctor consultation is not timely updating from districts.



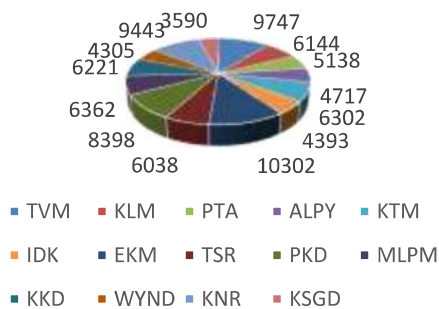
Biomedical Engineering Division

BIOMEDICAL EQUIPMENT MANAGEMENT AND MAINTENANCE PROGRAM

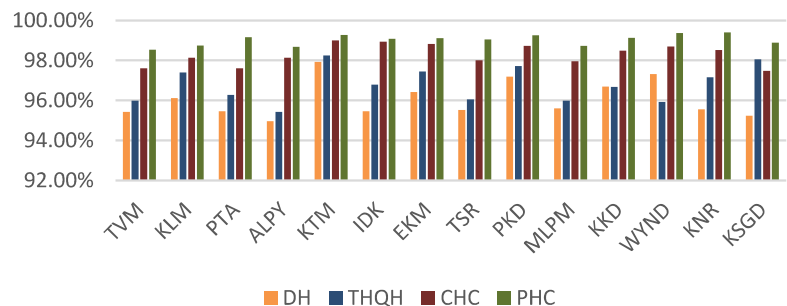
PROGRAM DETAILS

- Periodic and continuous assessment of medical equipment available in all public healthcare facilities.
- Calibration, configuration and undertaking pertaining to all equipment.
- Breakdown and Preventive of equipment on-call and on schedule basis.
- Submission of periodical report on functional status of equipment.
- Supportive role in site-preparation, installation and commissioning, user-training and overall maintenance.

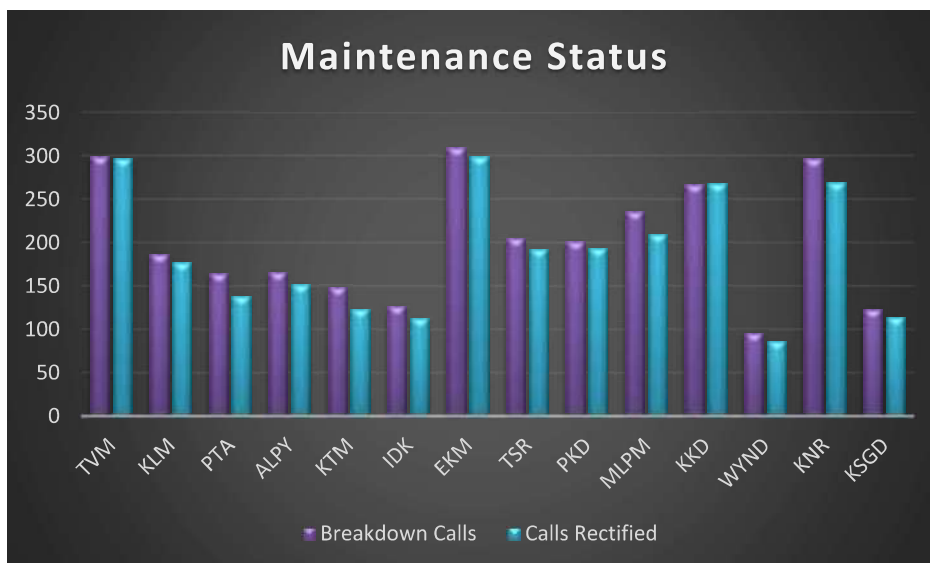
Assets- District wise



Uptime Status



Maintenance Status





Infrastructure



Overview

- Responsible for project management of all infrastructure activities funded by NHM.
- Carryout New Construction and Hospital strengthening works sanctioned in each year.
- Patient Friendly Infrastructure Development Initiative through AARDRAM Mission.

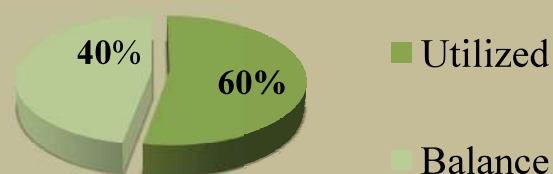
MAJOR ACHIEVEMENTS IN LAST 5 YEARS

- **FACILITY UPGRADATION IN MCH, DH/W&C, TH HOSPITAL**
 - 06 MCH / W&C Blocks
 - 04 OP/IP /Labour Blocks
 - 07 Labour room as per LaQshya Standards
 - 15 SNCU, NBSU, HDU.
 - 02 Isolation ward/ Hemophilia Clinic
- **NEW CONSTRUCTION**
 - 03 CHCs
 - 12 PHCs
 - 03 Sub Centre
 - 02 Regional Vaccine Store
 - 03 Training Institutes, DISHA building
 - 02 Skill Lab
- **AARDRAM MISSION**
 - 08 Medical Colleges
 - 12 District/General Hospitals
 - 02 Taluk Hospitals
 - 520 PHC converted to FHC
- **FLOOD : RECONSTRUCTION /RENOVATION**
 - 04 District /Taluk Hospital
 - 26 PHCs
 - 42 Sub Centres
 - 05 Training institute, Mental Health Centre

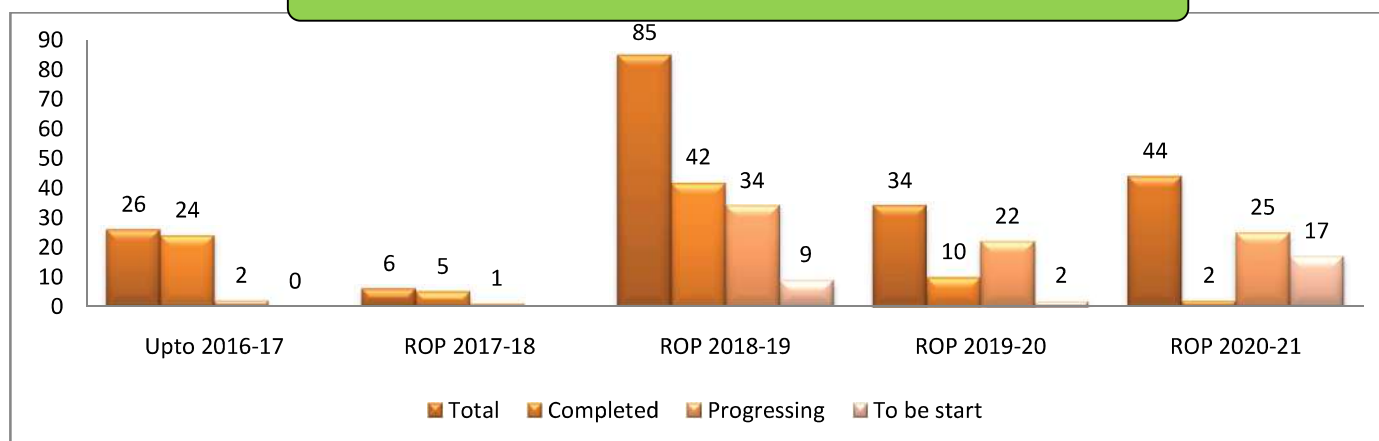
Infrastructure initiative to overcome COVID pandemic situations

- CFLTC - 36 Nos
- MGPS - 03 Nos.
- Negative Pressure/ICU - 8 Nos
- Lab - 04 Nos
- COVID Hospital - 24 Nos
- COVID Vaccine center - 8 Nos.
- Central Oxygen System- 22 Nos

Financial Aspect (Last 5 year)



Physical Progress of ROP Works (Last 5 Year)



ACTION PLAN

December 2021

- **7 Nos** Labour room as per LaQshya Standards
- **8 Nos** PHC building
- **2 Nos** CSSD
- **3 Nos** SNCU
- **1 Nos** CLMC
- **2 Nos** Geriatric/Burn care.
- **1 No** OPD Transformation in GH
- **1 No** OPD Transformation in TH
- **20 nos** Flood reconstruction works
- **80 Nos** PHC to FHC Transformation
- **46 Nos** Strengthening of HWCs.

March 2022

- **12 Nos** Labour room as per LaQshya Standards
- **5 Nos** CHC Building
- **6 Nos** PHC building.
- **2 Nos** Vaccine Store
- **3 Nos** Eye OT.
- **5nos** HWC Building
- **1 Nos** Blood Bank
- **1 Nos** RPH Lab.
- **2 Nos** Training institute.
- **2 Nos** OPD Transformation in GH
- **29 Nos** Conversion of CHC to BFHC
- **86 Nos** PHC to FHC Transformation
- **98 Nos** Strengthening of HWCs
- **12 Nos** Flood reconstruction works

December 2022

- **2 Nos** MCH Block
- **12 Nos** Labour room as per LaQshya Standards
- **4 Nos** CHC Building.
- **9 Nos** PHC Building.
- **13 Nos** HWC Building
- **2 Nos** Lab building.
- **2Nos** Training institute
- **2 Nos** MNCU/DEIC
- **1 Nos** Modular OT.
- **5 Nos** Eye OT
- **6 nos** STP
- **2 Nos** Dialysis/Burns unit
- **1 Nos** Hemophilia clinic
- **1 Nos** Oxygen plant
- **227 Nos** PHC to FHC Transformation
- **350 Nos** Strengthening of HWCs

NEW APPROVALS

- **Aardram**
 - **Second Phase Taluk Hospitals- 27 Nos.** (AS issued – 10 No.)
 - Administrative Sanction by December 2021.
 - **First Phase Community Health Centers – 76 Nos** (AS issued – 30 No.)
 - Administrative Sanction for remaining **46 Nos** by December 2021.
- **ROP 2021-22**
 - Administrative sanction for **61 Nos.** by December 2021.
- **ECRP II under COVID Package –Paediatric ICU/HDU - 52 works**
 - Completion of works by **January 2022**

Challenges

- Hike in Material and Labour cost
- Actual cost exceeds the sanctioned amount due to enforcement of DSR 2018
- Delay in getting Hindrance free site for construction.
- Non availability of Competitive Agency/Contractor

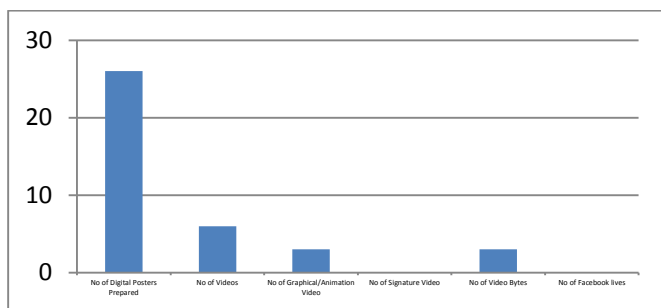
FACT SHEET – IEC/ BCC – November 2021

CAMPAIGNS

- » Covid Awareness Activities – Special focus on Second dose vaccination
- » One day workshop on sexual & gender minority healthcare
- » FM Campaign on Adolescent health (30 sec x 5 Insertions x 7 days) in AIR, 5 Pvt. FMs and 5 Community Radios.
- » Social Media campaigns on covid awareness ,climate change, family planning,viral hepatitis,COPD etc
- » Special Campaign for climate change related health issues – Vehicle branding-KSRTC branding, train branding, Theatre Campaign, FM Campaign
- » Special Campaign on viral hepatitis - Digital Posters, Graphical Videos, LED walls on Railway stations
- » Special Campaign on NRCP - Graphical Video, Signature Video

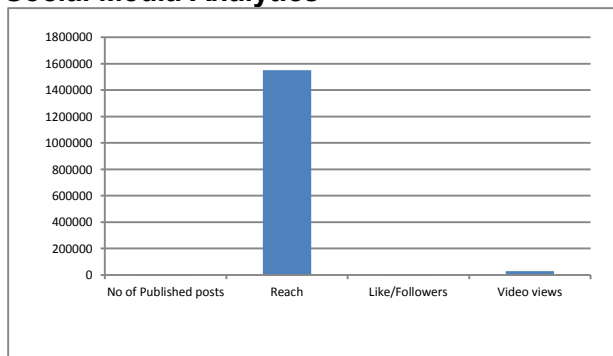
SOCIAL MEDIA

Content Production



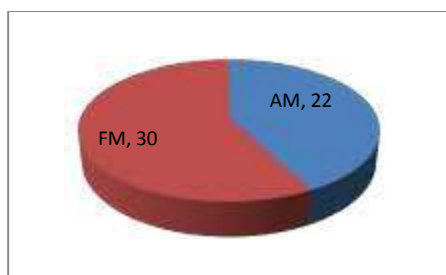
No of Digital Posters Prepared	No of Videos	No of Graphical /Animation Video	No of Signature Video	No of Video Bytes	No of Facebook lives
26	6	3	0	3	0

Social Media Analytics



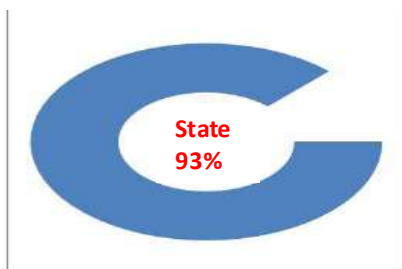
No of Published posts	Reach	Like/Followers	Video views
36	1,55,1178	317	28.782k

Radio Health

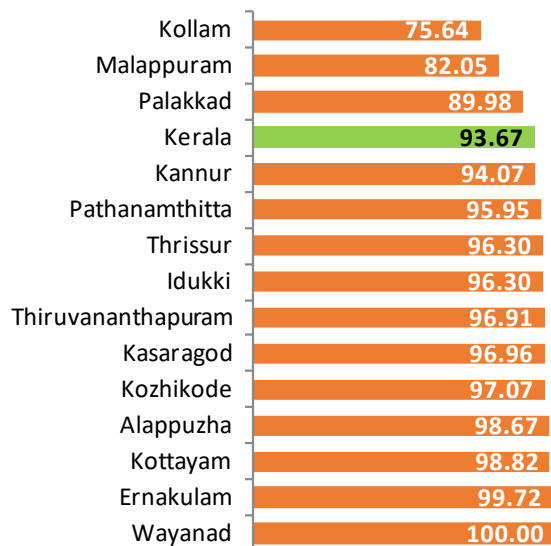


No of programs	AM	FM
52	22	30

Daily Reporting Status in HMIS



In new HMIS, five data items- Hospital OP, Hospital IP, ILI, SARI, Fever greater than 7 days are collected on daily basis.

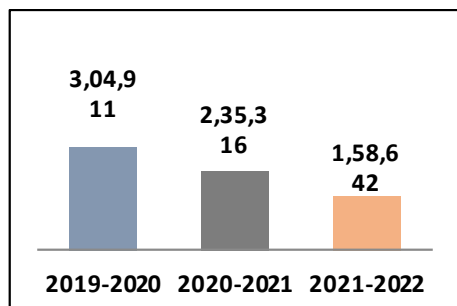


During the month November, around 93% of the institutions in the State reported the daily Hospital data. Wayanad, Ernakulam, Kottayam & Alappuzha completed above 95% of daily hospital data. Among the districts Malappuram (82%) and Kollam (75%) reported the lowest.

Monthly Data Reporting Status in RCH

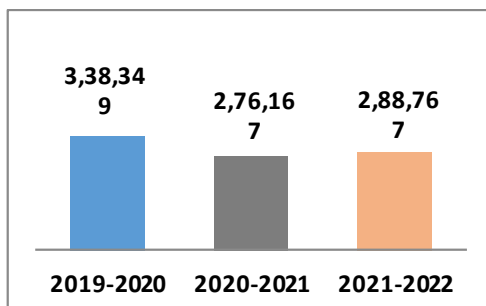
Eligible Couples

Number of Eligible Couples Registered in RCH Portal During April to November



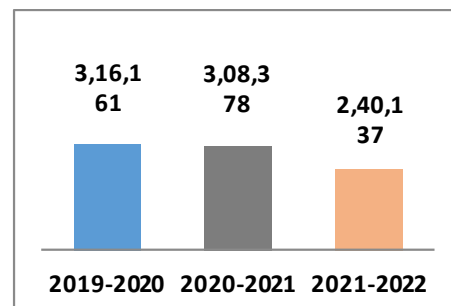
Pregnant Women

Number of Pregnant Women (PW) Registered in RCH Portal During April to November



Child Birth

Number of Child Birth Registered in RCH Portal During April to November



Sharpe decline is seen in the number of EC registered in this period for the three consecutive years



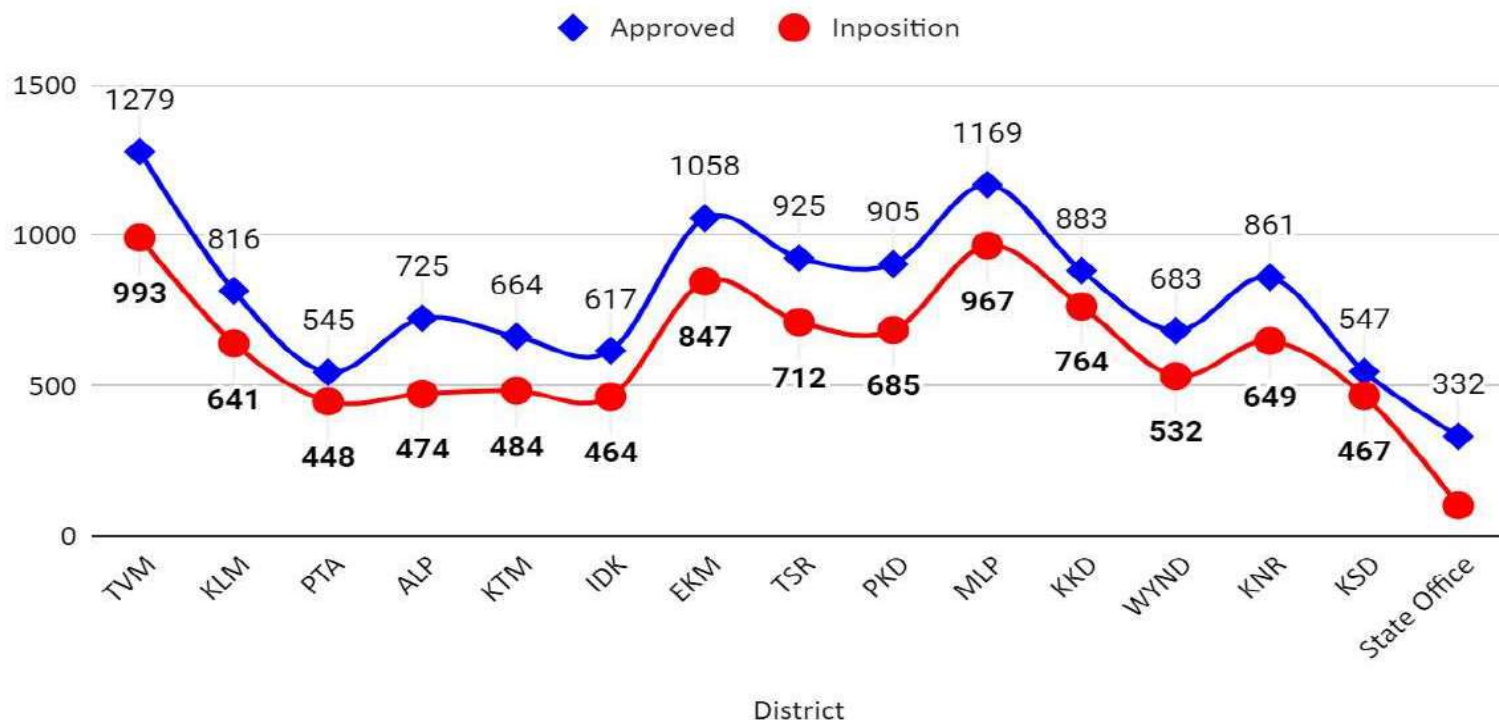
Number of PW registered in RCH portal showed a sharpe dip from 2019 to 2020 and then a slight increase during 2021



Child registration shows a slight decrease in 2020 when compared to 2019 and a sharpe decrease in 2021

Human Resource

Human Resource : 2021-22



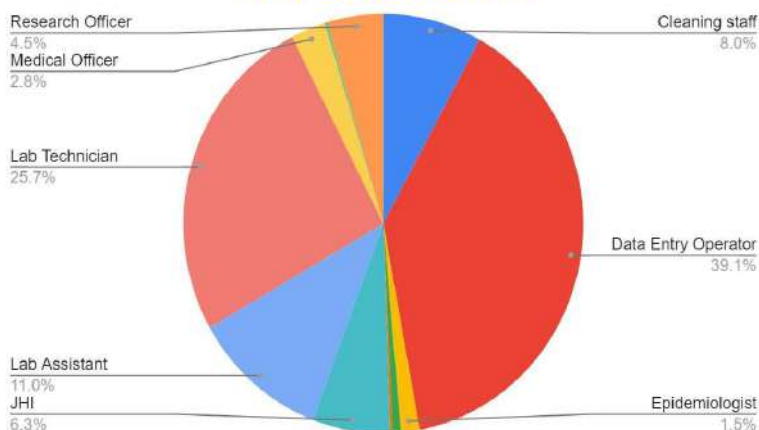
Points / Issues in HR

- Directions were given to fill up all the vacant posts. Recruitments going on.
- Recruitment of sanctioned posts for COVID control going on.

NHM Staff details

	Administratio n staff	Service delivery staff	Total
Total Approved	1144	10865	12009
In position	1051	8178	9229
Vacant	93	2687	2780

HR for COVID ACTIVITY

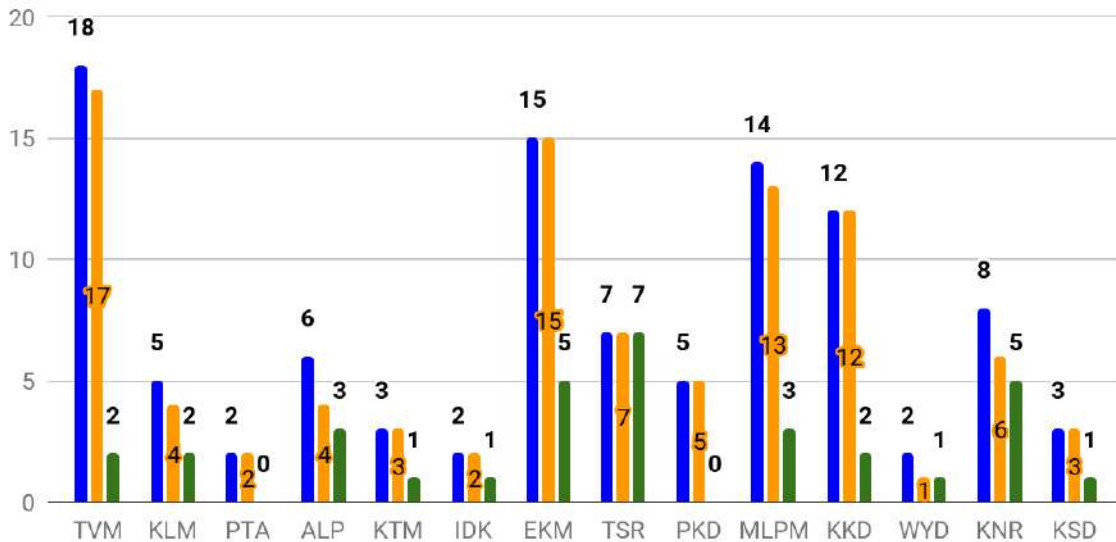


District	Functional	Approval 21-22	NQAS Accredited
TVM	17	1	2
KLM	4	1	2
PTA	2	0	0
ALP	4	2	3
KTM	3	0	1
IDK	2	0	1
EKM	15	0	5
TSR	7	0	7
PKD	5	0	0
MLPM	13	1	3
KKD	12	1	3
WYD	1	1	1
KNR	6	2	5
KSD	3	0	1
Total	94	9	34

Activity	Target	Achieved
UHND (4/Month/UPHC)	3348	3021
Special Out reach Camp	93	60

National Urban Health Mission Kerala

■ Approved
 ■ Functional
 ■ NQAS Accredited



Health and Wellness - Kerala

Approved	2017-18	2018-19	2019-20	2020-21	2021-22	Total	Functional
Sub Centre	0	0	728	875	1510	3113	1518
FHC	170	504	220	0	0	894	849
UPHC	0	30	30	33	0	93	93



2,582
HWC Approved

SHC-1,503 PHC-894 UPHC-85



3,095
HWC Proposed

SHC-2,146 PHC-854 UPHC-95



2,451
HWC Progressive

SHC-1,518 PHC-840 UPHC-93



2,451
HWC Operational

SHC-1,518 PHC-840 UPHC-93

Hypertension screening

60,05,352

SHC-25,372 PHC-53,55,481 UPHC-6,23,499

Diabetes Screening

37,32,912

SHC-15,983 PHC-33,56,992 UPHC-3,58,937

Oral Cancer Screening

81,533

SHC-291 PHC-76,322 UPHC-4,920

Breast Cancer Screening

46,159

SHC-398 PHC-46,682 UPHC-1,079

Cervical Cancer Screening

41,335

SHC-215 PHC-40,435 UPHC-685

Tuberculosis- Total screened/referred

1,32,890

SHC-697 PHC-1,29,086 UPHC-3,107

Hypertension - Newly Diagnosed Patients

2,04,547

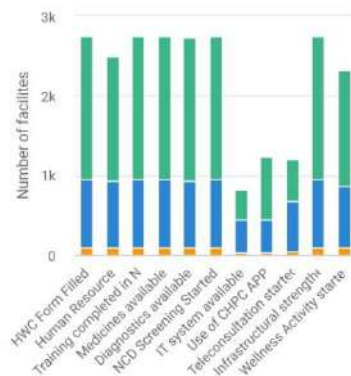
SHC-3,945 PHC-1,80,796 UPHC-19,806

Diabetes Newly Diagnosed Patients

1,47,569

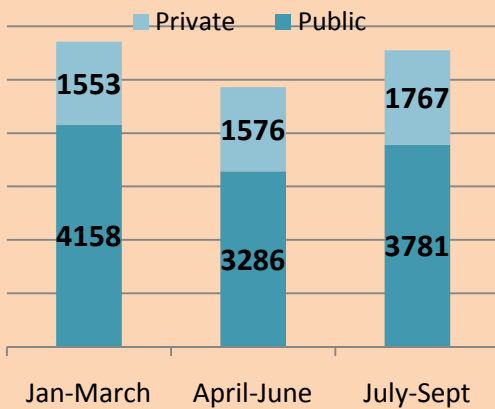
SHC-3,041 PHC-1,29,937 UPHC-14,691

Key components of HWC



Fact Sheet – NTEP Kerala November 2021

TB Notification 2021 (Quarterly)



TB Notification October 2021

- Total TB Diagnosed - 1899
- Public Notification - 1354
- Private Notification - 545
- Pediatric TB - 69
- Male - 1211
- New TB Cases - 1751
- DRTB Cases - 22
- Retreatment Cases - 126

Akshaya Keralam Campaign 2021

Akshaya Keralam (Sept - Oct 2021)	Screened	Presumptive	Tested	Diagnosed TB
Vulnerable Population	158843	12134	9612	240
ILI	37737		3905	86
SARI	6522		1877	71
Post Covid	21496		4897	140
Total	224598		20291	537

TB Notification October 2021 – Based on Current Facility District

District	Current Registration	MC	UDST Status	EPTB	TB-HIV Co-infected	Treatment Initiated	Death
Alappuzha	102	73	68	29	3	98	6
Ernakulam	230	168	155	51	0	174	1
Idukki	43	25	17	21	0	42	1
Kannur	148	89	60	64	2	146	10
Kasaragod	76	50	27	24	1	73	2
Kollam	158	114	116	43	0	153	2
Kottayam	154	101	79	49	2	137	7
Kozhikode	212	129	112	91	1	193	7
Malappuram	165	95	89	66	0	163	2
Palakkad	167	114	103	67	0	162	7
Pathanamthitta	71	43	43	28	1	69	1
Thiruvananthapuram	178	109	102	66	4	173	12
Thrissur	168	102	84	76	3	163	6
Wayanad	41	26	10	15	1	40	1
Kerala	1913	1238	1065	690	18	1786	65

MC- Microbiologically Confirmed TB; EPTB- Extra Pulmonary TB;

UDST- Rifampicin Sensitivity status

Source: Nikshay data as on November 30, 2021



IDSP Factsheet NOVEMBER2021

30/11/2021



IDSP Reporting Units

DISTRICT	Rus in S form	% of Units Reported	Rus in P form	% of Units Reported	Rus in L form	% of Units Reported
TVM	529	100.00	123	100.00	55	99.96
PTA	265	99.75	63	99.59	18	99.03
KSD	250	97.74	55	99.25	17	98.47
KKD	435	82.78	101	84.89	26	83.36
PKD	517	74.56	111	80.59	63	78.71
MPM	589	81.75	131	83.50	62	87.03
KLM	439	99.77	86	94.54	28	97.90
TSR	478	95.88	135	99.07	43	99.70
ALP	378	100.00	90	99.98	34	100.00
WYD	204	99.89	45	100.00	29	100.00
IDK	320	96.00	60	96.56	37	94.65
KNR	426	100.00	127	99.98	25	99.91
EKM	431	91.06	131	96.40	41	96.13
KTM	338	89.09	88	68.16	33	87.75
TOTAL	5597	92.33	1346	92.58	511	93.23

IDSP Lab Network

Dist Public Health Labs (8)	Referral Network Lab(9)
Kollam	Thiruvananthapuram
Pathanamthitta	Kollam
Alappuzha	Alappuzha
Ernakulam	Kottayam
Malappuram	Ernakulam
Kozhikode	Trissur
Wayanad	Palakkad
Kannur	Malappuram
	Kozhikode

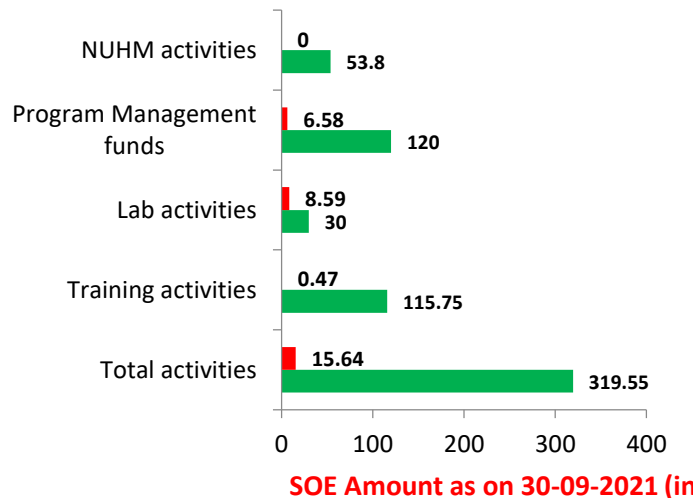
Entomological Survey During The Month

No. of surveys done	
No of Zika outbreak Investigations done	0
Zika related Entomology Surveys	1
No of Dengue outbreak Investigations done	0
Dengue related Entomology Surveys	12
No of CG outbreak Investigations done	0
CG related Entomology Surveys	3
Malaria Surveys Done	4
Filaria Night Blood Surveys	3
Kala Azar Related entomology surveys	0
JE Related entomology surveys	0

Total Outbreaks: 55 (upto week 47)

Outbreak	Total no. of Outbreaks	Affected District	No of OB	No of Outbreaks Lab Confirmed	Name of the Lab
ADD	8	Ernakulam	6	6	RPHL EKM
		Alappuzha	1	1	NIV ALP
		Wayanad	1	1	THQH Vythiri (Weak Positive for Widal)
Avian Influenza	2	Kottayam	1	1	ICMR ALP
		Alappuzha	1	1	
Chicken pox	1	Alappuzha	1	0	
Chikungunya	2	Trivandrum	2	2	SPHL TVM
Dengue Fever	17	Palakkad	7	7	PKD DH
		Kottayam	1	1	MCH KTM
		Malappuram	2	2	MCH Manjeri
		Kannur	1	1	RPHL KNR
		Ernakulam	2	2	RPHL EKM
		Kozhikkod	3	3	RPHL KKD
		Kollam	1	1	RPHL KLM
Exanthematous fever with cervical Lymphadenopathy.	1	Trivandrum	1	1	MCH TVM
Food Poisoning	11	Trivandrum	2	1	MCH TVM
		Kollam	1	1	
		Pathanamthitta	1	1	
		Wayanad	2	1	RPHL KKD IQRAA Bathery KWA Kalpetta
		Ernakulam	2	0	
		Kozhikkode	2	2	
Hepatitis A	2	Kannur	1	1	RPHL KNR
		Ernakulam	1	1	RPHL EKM
Hepatitis B	1	Kollam	1	1	
Hepatitis C	1	Kollam	1	1	
KFD	1	Wayanad	1	1	DPHL WYD
Leptospirosis	1	Kasaragod	1	1	DH Kanjangad
Melioidosis	1	Thrissur	1	1	PVT (Amrita Hospital)
Shigella	9	Ernakulam	4	4	RPHL EKM, MCH EKM
		Malappuram	1	1	MCH Manjeri
		Wayanad	1	1	MCH KKD
		Kozhikkode	2	2	MCH KKD
		Wayanad	1	1	MCH KKD
ZIKA	3	Trivandrum	1	1	NIV ALP
		Ernakulam	2	2	NIV ALP
Nipah	1	Kozhikkod	1	1	NIV Pune
Seasonal Influenza	1	Palakkad	1	1	NIV ALP
Noro Virus	1	Wayanad	1	1	NIV ALP
Total	64		64	58	

Fund Utilization



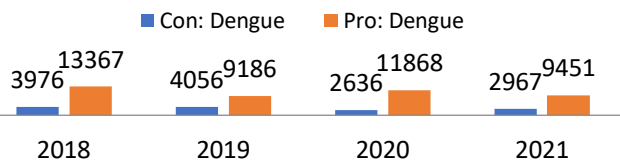
CHALLENGES

Noro Virus outbreaks as well ADD outbreaks are being reported

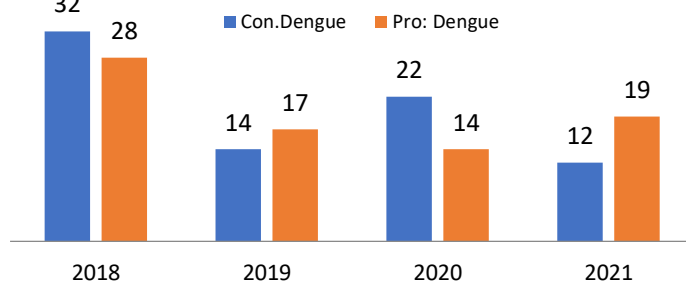
IHIP implementation Status: Started since 2019 March, Training completed. Awaiting Sanction for further action

NVBDCP Factsheet NOVEMBER 2021

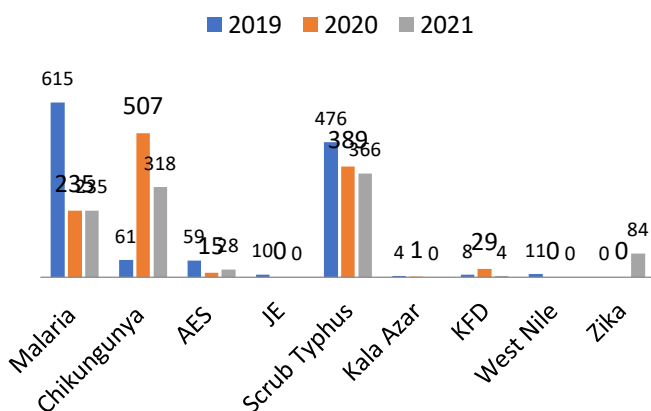
Dengue fever cases, Kerala 2017-2021 as on 30-11-2021



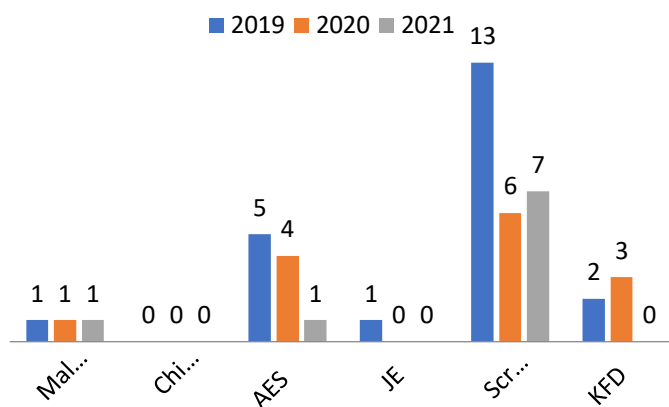
Dengue fever deaths , Kerala 2017-2021 as on 30-11-21



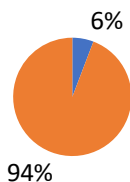
Other VBD cases 2019-2021 as on 30th Nov.2021



Death due to other VBDS (2019- 2021) as on 30th Nov 2021



NVBDCP Fund Status as on 30-11-21
ROP- Rs 1404.88L & Expenditure- Rs 81.78L & % EXP: 5.80%



Elimination of VBDS Targets and achievements

Sl.No	Indicator	Target	Achievement in 2020	Achievement in 2021
1	Malaria indigenous cases	Zero in all districts	15 indigenous cases(KSD-13,KNR-1,KKD-1)	One indigenous case (KKD)
2	Malaria death	Zero death	One death (KLM)	One death (KLM)
3	Malaria- Annual Parasite Incidence(API)	API<1 in all sub centres	API less than one in all except 2 subcentres	API less than one in all sub centres
4	Malaria-Annual Blood Examination Rate(ABER)	ABER= 10%	only 4.1%	only 3.0%(9 month target 7.5%)

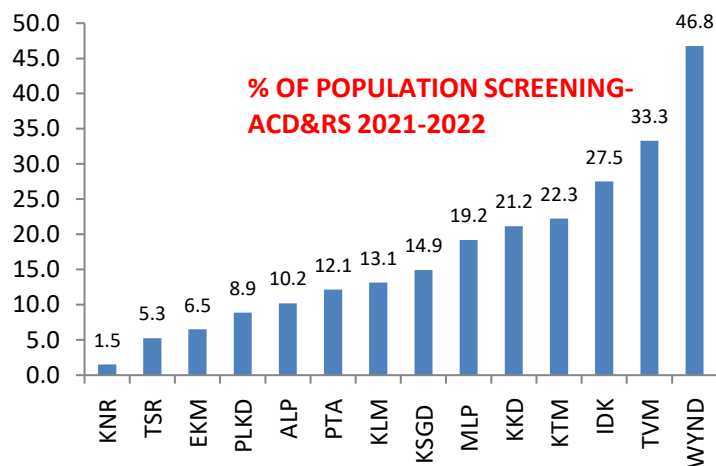
SDG: Target year for District wise Elimination of Vector borne diseases in Kerala

Target year	Malaria	L.Filariasis	Kala azar
2021-22	PTA,KTM,ALP,EKM, IDK	KLM,KTM	TVM,PTA,ALP,KTM, IDK,PKD,WYD,KSD
2022-23	TVM,KLM,WYD,MPM	PTA,IDK,WYD,TVM, EKM,TSR,KKD,KNR	KLM,EKM,KKD
2023-24	TSR,PKD	ALP,KSD	Nil
2024-25	KSD, KNR,KKD	Nil	KNR,TSR,MPPM
2025-26	Nil	Nil	Nil
2026-27	Nil	PKD,MPPM	Nil

Sl.No	Indicator	Target	Achievement in 2020	Achievement in 2021
5	Lymphatic Filariasis- Microfilaria rate in each site of all endemic districts	Less than 1% in each site	Less than 1% in all 11 endemic districts	Already achieved
6	Transmission Assessment survey outcome	Completion of TAS I,II & III in 11 endemic districts	Completion of TAS in I,II & III in 7 districts, TAS I & II in two districts	PKD & MPPM districts qualified for TAS I
7	L.F-Morbidity Management and Disability Prevention Coverage	100%	21%	9.61%
8	L.F- Hydrocelectomy	100%	84%	90%
9	Kala azar : No. of cases per block	<1/10000 Block population	<1/10000 block population	<1/10000 block population
10	Dengue fever case fatality rate	CFR for Dengue <1%	0.88%	0.32%

**NLEP FACT SHEET (NOVEMBER) - CURRENT
LEPROSY STATUS AT A GLANCE
2021-22 (April – October)**

	PB	MB	Total
No: of New Cases Detected During 2021-22	43	147	190
No: of Deformity Gr.II Cases	0	10	10
N: of Child Cases	2	3	5
No. of Female Cases	16	32	48
No. of SC Cases	5	7	12
No. of ST Cases	6	15	21
No. of Cases under treatment	50	381	431
Prevalence Rate (PR)	0.12		
Annual New Case Detection			



District wise case details (April to September)2021-2022

Name of District	Total New cases detected	No. of child cases	No. of Grade II deformity cases	No. Female cases	No. SC Cases	No. of ST Cases	Total no. of cases on Treatment
TVM	27	0	4	7	2	1	14
KLM	5	0	0	0	1	0	25
PTA	3	0	0	0	0	0	40
ALP	4	0	0	0	0	0	8
KTM	4	0	0	0	0	0	21
IDK	4	0	2	1	1	2	10
EKM	18	1	0	4	0	0	19
TSR	21	2	0	7	4	0	51
PLKD	33	0	2	8	3	2	56
MLP	21	0	0	6	0	2	59
KKD	22	0	0	6	0	0	6
WYND	8	1	0	2	0	8	34
KNR	13	0	1	5	0	6	79
KSGD	7	1	1	2	1	0	9
TOTAL	190	5	10	48	12	21	431

**District wise Achievement under
ACD&RS April-September2021-2022**

Name of District	Cases Confirmed	Cases Started MDT
TVM	7	7
KLM	5	5
PTA	2	2
ALP	1	1
KTM	0	0
IDK	1	1
EKM	0	0
TSR	12	12
PLKD	26	26
MLP	9	9
KKD	0	0
WYND	4	4
KNR	7	7
KSGD	6	6
Total	80	80

DPMR Activities

No. of patients provided with MCR footwear	178
No of patients provided with Self care kits	15
No of patients done RCS	8

BALAMITHRA (launching soon...)

During 2020-2021 in the scenario of COVID – 19 pandemic, the new case detection was decreased to 311 with the percentage of child case detected decreased to an all-time low of 2.8%. This fact pointed out that there should be some intensive activities to find out the hidden child cases in the community to sustain the achievement. **Hence a proposal was submitted to the Govt named as “Balamithra” for detection of child cases with the help of Education dept. Government has approved this proposal (GO.NO.2510/2021 H&FW, TVM DATED 16.11.2021).**



New Screened

293335

New Cases

19054

Follow Up

345805

NCD Clinics

6535

Post Covid Clinics

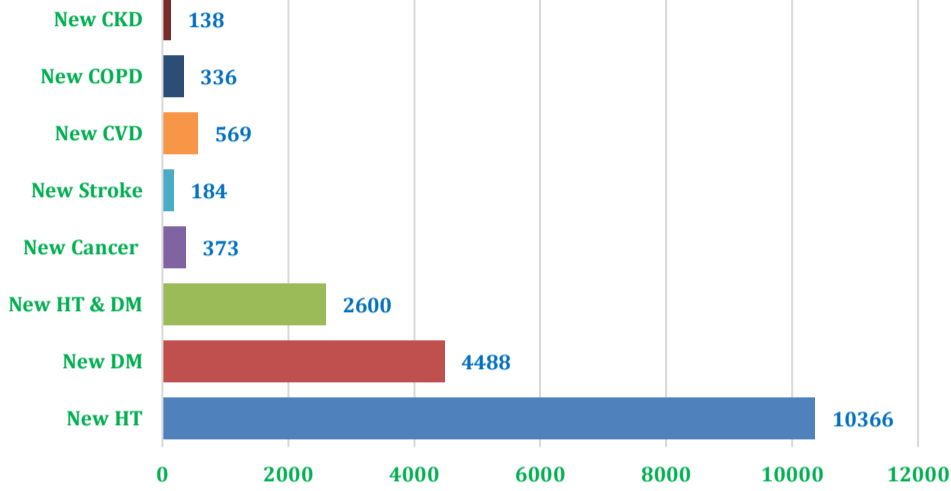
1185

Post Covid Follow up

771479

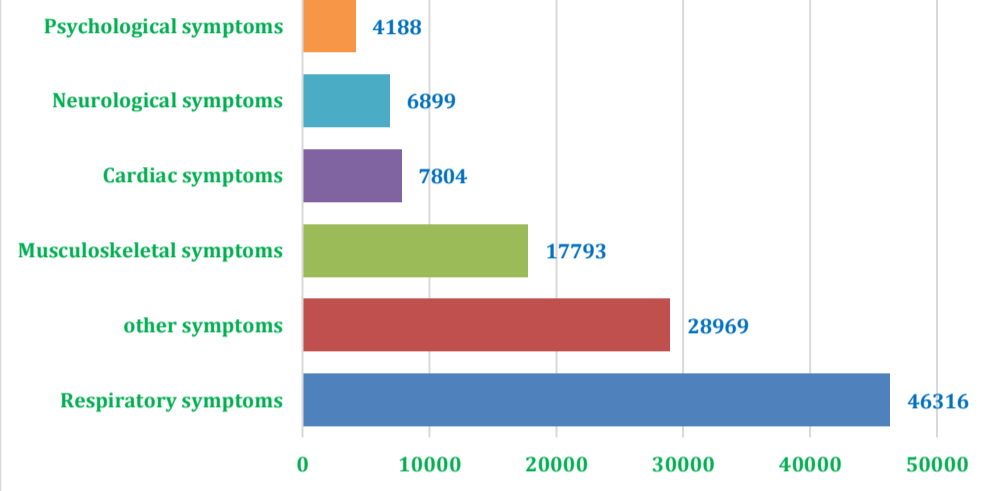
NCD Clinic

New Cases



Post Covid Clinic

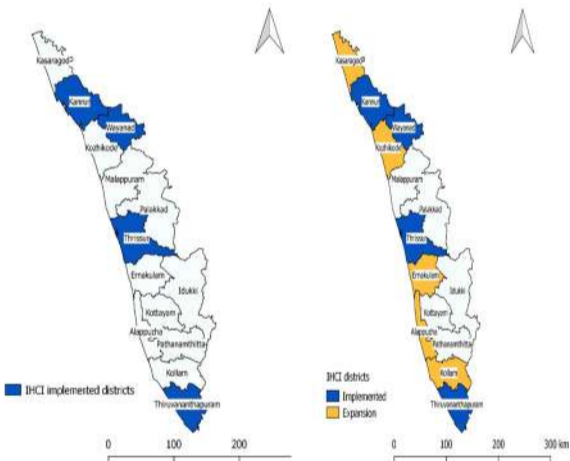
Post Covid Clinic Details



IHCI

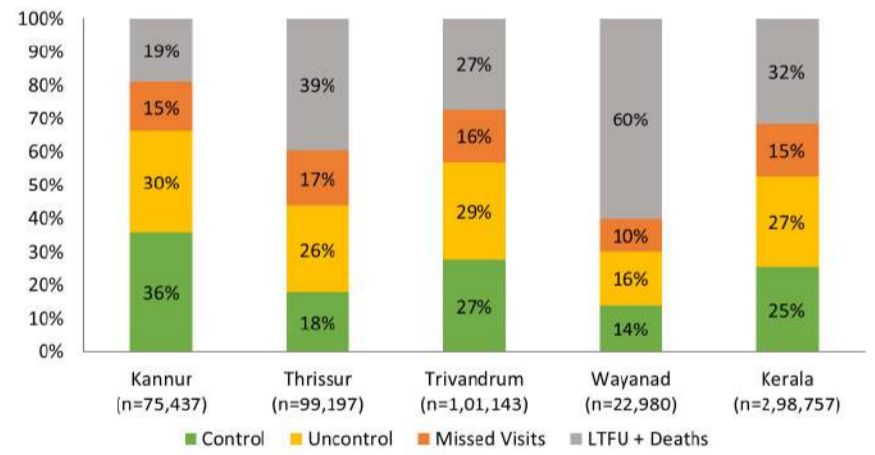
IHCI districts

- IHCI launched in 4 districts – April 2018, expanded to 5 more districts from Feb 21
- 4437 health care workers trained on NCD/IHCI/PBS, of which 833 are Medical officers
- 3,72,419 HT registrations till Sep 20 of which 1,53,769 have HT & DM and 89,122 exclusive DM registrations.
- Line list of Hypertension and Diabetes patients available in individual health facility



IHCI

2021 Annual Outcome of 4 districts in Kerala



New Initiatives

HEALTH PREMIER LEAGUE 2021
SEVENS FOOTBALL MATCH
14th Nov 2021
8:00AM TO 10:00AM
St. P. Zacharias
St. Peter's Health
(Former Indian International Football Point)

BDS 2021-22
ADMISSION OPEN

World Diabetes Day Observation – November 14

New Initiatives

IEC VIDEOS- Thiruvananthapuram District NCD Division

<https://www.facebook.com/324875488250598/posts/1095112621226877/>

<https://www.facebook.com/324875488250598/posts/1095113157893490/>

<https://www.facebook.com/324875488250598/posts/1095111607893645/>

National Tobacco Control Programme (NTCP)

FACT SHEET - NOVEMBER 2021

NOVEMBER 2021

Section 4	
schools where statutory warnings displayed	8095
offices where statutory warnings displayed	20436
Fine Collected	29700
Number of person Booked	50859
Total Number of anti-tobacco hoarding in public places	860
Total Number of anti-tobacco hoarding in public places	149
No Hoardings Exhibited	860

Section 5	
No. of persons booked	1
Fine Collected	0
Section 6 a	
No. of persons booked	206
Fine Collected	1000
Section 6 b	
No. of persons booked	0
Fine Collected	0

WORKSHOP ON COTPA FOR LAW ENFORCERS

ACTIVITIES



OUR HEALTH OUR RESPONSIBILITY



MENTAL HEALTH PROGRAMME

FACT SHEET – NOVEMBER 2021

DMHP CLINICS

NEW CASES

1021

SAMPOORNA MANASIKAROGYAM

NEW CASE DETECTION

758

Helpline Calls

1315

ASWASAM CASES

SCREENED POSITIVE

923

TOTAL PSS CALLS

1,72,417

‘Ottaykkalla Oppamundu’-November

No: of Health Personnel	776
No: of Calls given to persons in quarantine /isolation	1,39,944
No: of Follow-up Calls given	2067
Post Covid Calls (20 th Day)	5605
No: of calls given to School children	23,486
No: of calls received from Helpline Numbers	1315
Total Calls	1,72,417

- 1,39,944 persons in quarantine/isolation were given Psycho Social Support /Counselling calls during the month.
- 2067 follow up calls with 676 counselling were given for those with psychological issues.
- Psycho Social Support calls were given to 23,486 school children, with 3072 of them given counselling.
- Post Covid call (20th day) 5605 persons have been called in this regard during the month.

ASWASAM Till Date

Screened: 65,146

Positives: 12,090

Targeted
Interventions

SMA FHC: 391

New Cases: 18,417

Total cases 25,576

DMHP

CLINICS

No: of Clinics-
283

New Cases:

1021

Follow Up:
15,476

Primary Care:
8747

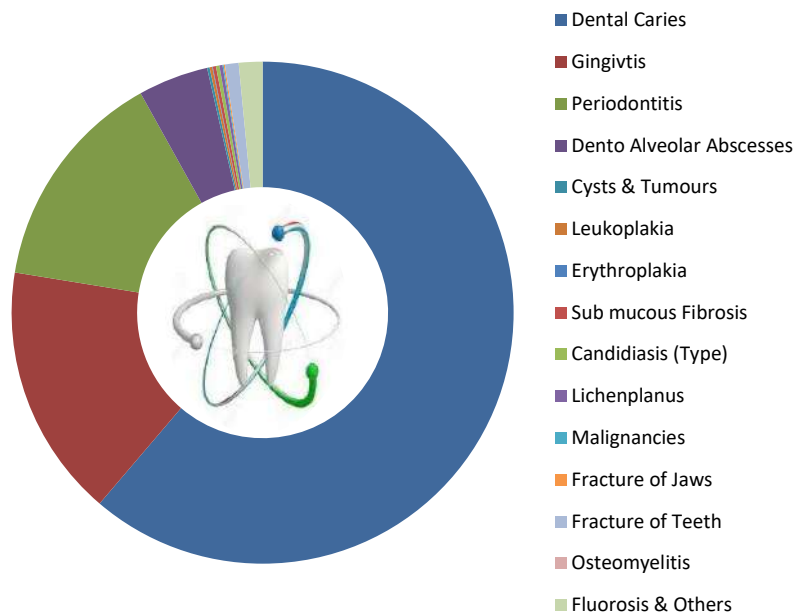
Total:

25,244

Fact Sheet of National Oral Health Programme (NOHP) OCTOBER 2021

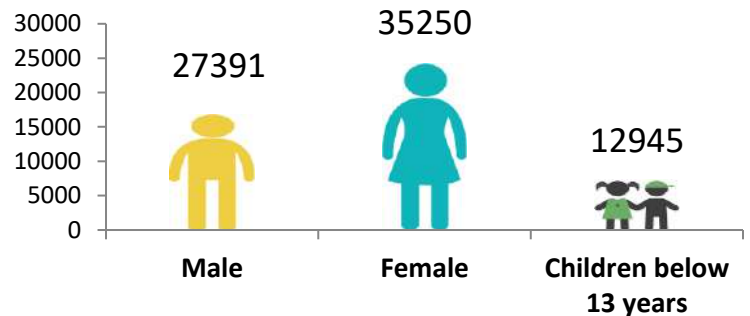
COMMON DENTAL FINDINGS-

Dental Caries	33630
Gingivitis	10870
Periodontitis	7206
Dento Alveolar Abscesses	2464
Cysts & Tumours	57
Leukoplakia	109
Erythroplakia	12
Sub mucous Fibrosis	71
Candidiasis (Type)	126
Lichenplanus	106
Malignancies	66
Fracture of Jaws	36
Fracture of Teeth	617
Osteomyelitis	0
Fluorosis & Others	963
Denture Fibroma	15
Mucocele	2



75586

Total no. of patients treated during OCT- 2021



TREATMENT PROCEDURES (ORAL SURGERY)	8495
CONSERVATIVE PROCEDURES	10677
PERIODONTIC PROCEDURES	1096
PROSTHODONTIC PROCEDURES	1396
ORTHODONTIC PROCEDURES	194
PAEDODONTIC PROCEDURES	1595
RADIOLOGY	6418
OUT REACH ACTIVITIES	7 Camps

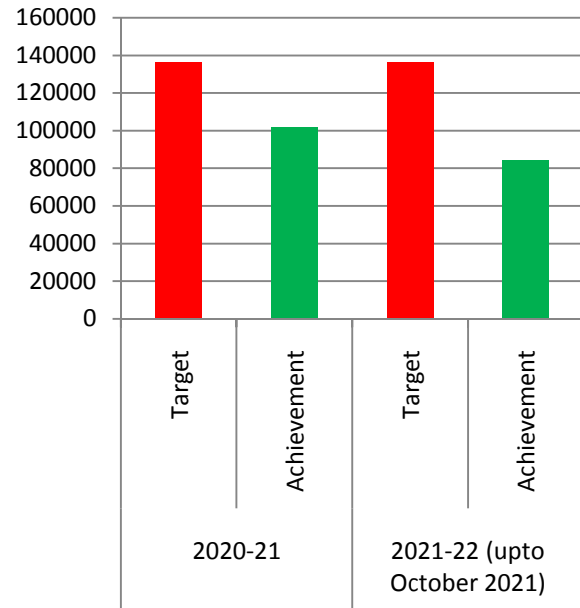
National Programme for Control of Blindness and Visual Impairment

Cataract Surgeries 2021-22

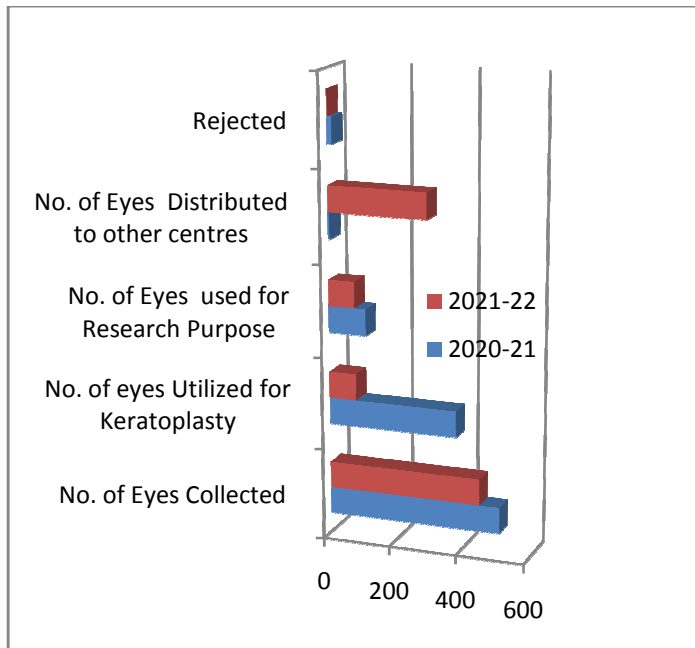
Cataract Surgeries District Level

Year	2020-21		2021-22 (upto October 2021)	
Name of District	Target	Achievement	Target	Achievement
Thiruvananthapuram	13500	4619	13500	8596
Kollam	10700	4642	10700	5072
Pathanamthitta	4900	6242	4900	4512
Alappuzha	8700	7680	8700	4910
Kottayam	8000	9154	8000	7426
Idukki	4500	693	4500	1300
Ernakulam	13520	13307	13520	11692
Thrissur	12700	10352	12700	3685
Palakkad	11400	6741	11400	4761
Malappuram	16700	10992	16700	8921
Kozhikkode	12600	8606	12600	7404
Wayanad	3300	1739	3300	1363
Kannur	10300	13553	10300	11581
Kasargod	5300	3392	5300	2673
Total	136120	101712	136120	83896

State Level



% of Achievement 2020-21 74.72
% of Achievement 2021-22 upto Sep 61.63

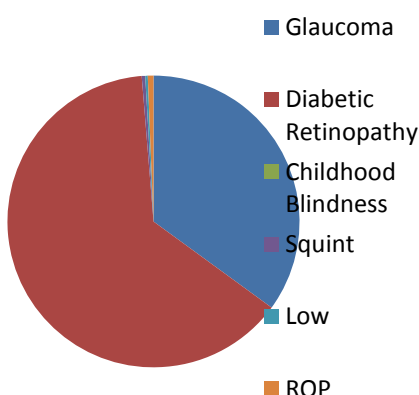


Eye Bank Performance		
Year	2020-21	2021-22
No. of Eyes Collected	509	450
No. of eyes Utilized for Keratoplasty	380	79
No. of Eyes used for Research Purpose	110	76
No. of Eyes Distributed to other centres	5	293
Rejected	14	2

Supply of Spectacles	
School Children	1143
Old age Person	11040

Other Eye Diseases	2020-21	2021-22
Glaucoma	3601	2696
Diabetic Retinopathy	5467	4902
Childhood Blindness	0	0
Squint	41	31
Low	81	21
ROP	140	48

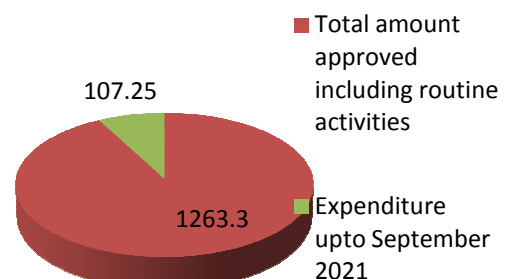
Other Eye Diseases 2021-22



ROP 2021-22:

Total amount approved including routine activities:
Rs : 1263.30 Lakhs

Expenditure upto 31.10.2021
Rs 107.25 Lakhs



NATIONAL PROGRAMME FOR PREVENTION AND CONTROL OF DEAFNESS – NPPCD

FACT SHEET



Basic Information

Year of Implementation : 2015, District Nodal Centers – 14 (1 per Dist), Extension Centers – 53 Institutions
Phase 1 - 28 Institutions, Phase 2 - 19 Institutions, Phase 3 - 6 Institutions (GH-14, DH-15, TH/THQH-38)

Equipment Details

Supply in progress

1. BERA Room (9) and Speech Therapy Room(4) - DNCs
2. Sound Treated Cubicle (28) - Phase-1
3. Tympanometer (28) – Phase-1

Administrative Sanction given

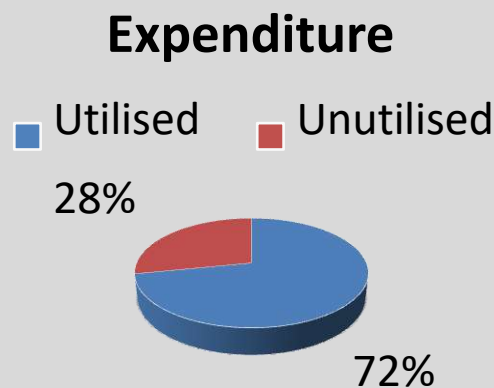
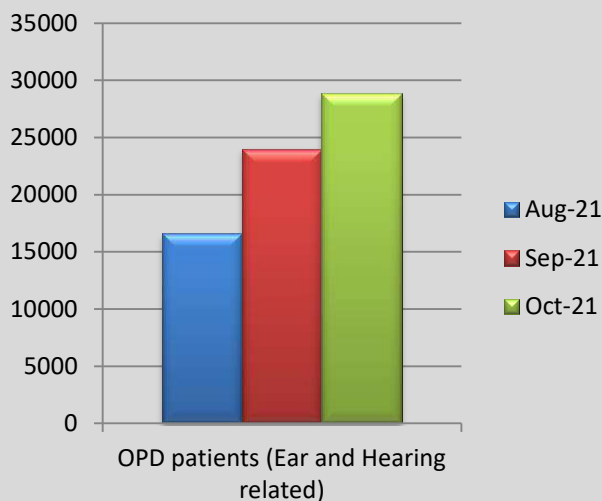
1. ENT Operating Microscope (3) – Phase 3
2. Micro drills with Burr Heads (10) – Phase 3
3. Micro Ear Surgery Instruments(10) – Phase 3
4. Sound treated Cubicle (19) – Phase 2
5. Tympanometer(19) – Phase 2

ROP Approval – Rs 384.58 Lakhs

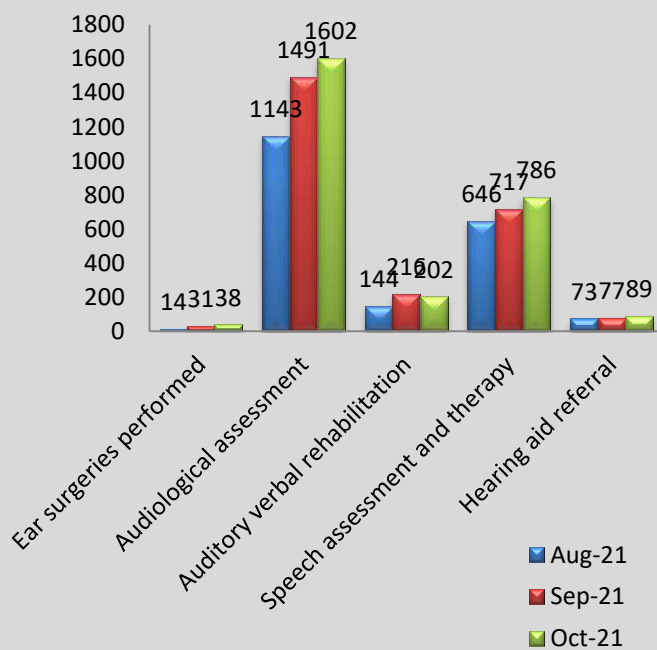
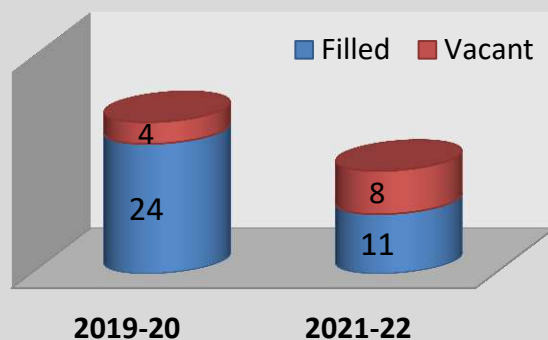
- Ear Care Screening Camps @ selected H&WCs - Rs 10.08 Lakhs
- Procurement of Equipments – Rs 269.50 Lakhs
- IEC/BCC – Rs 48 lakhs (Rs 28 L for Dist)
- Recruitment of Audiologists - Rs 57 lakhs

Achievement

NPPCD, Kerala became a member of the WHO's World Hearing Forum for the period of 2021-2023



Audiologist in Extension Centers



Constraints

1. BERA room for District Centres – work interrupted due to cost escalation from Rs 3L to Rs 4.13L. (Additional funds of Rs 21 Lakhs is required)
2. Posting of Staff Nurse - sedation issues during BERA test in infants.
3. HR Vacancies, Audiologist (5 Nos), Audiometric Assistant (3 Nos) and Instructor for Young Hearing Impaired (3 Nos) in the districts from last year yet to be filled.

NATIONAL VIRAL HEPATITIS CONTROL PROGRAM

ദേശീയ വൈറൽ ഹെപ്പറ്റൈറ്റിസ് നിയന്ത്രണ പരിപാടി



FACT SHEET

Hepatitis B Month wise report of Screened, Positive & Added to Treatment

Hepatitis C Month wise report of Screened, Positive & Added to Treatment

Sl.No	April 2021 to September 2021			October-21		
	Screened	Positive	Added to Treatment	Screened	Positive	Added to Treatment
TVM	6919	108	209	2695	23	46
KLM	4804	41	02	5575	17	0
PTA	2698	54	15	805	06	04
ALP	8129	67	17	2223	26	01
KTM	6776	70	44	1595	09	04
IDK	1495	12	0	1285	05	0
EKM	4792	34	0	1260	02	01
TSR	11838	48	10	3043	17	0
PKD	917	08	10	1561	07	0
MLP	5781	12	02	2250	08	0
WYD	1630	20	0	349	05	0
KKD	6833	61	02	2427	15	02
KNR	13850	34	12	2440	06	02
KSD	2786	11	04	541	0	0
Total	79248	580	327	28049	146	60

Sl.No	April 2021 to September 2021			October-21		
	Screened	Positive	Added to Treatment	Screened	Positive	Added to Treatment
TVM	6851	36	42	2530	14	16
KLM	2928	08	0	3719	06	0
PTA	1226	02	01	272	0	01
ALP	8119	41	30	2206	14	0
KTM	7595	18	04	1731	02	03
IDK	914	0	0	836	02	0
EKM	4644	15	04	918	05	0
TSR	9203	16	16	135	0	0
PKD	913	02	01	1271	01	0
MLP	5402	03	04	2132	03	0
WYD	1410	02	0	291	0	0
KKD	3216	20	12	1652	06	03
KNR	13510	13	03	2372	02	01
KSD	1821	02	02	528	0	0
Total	67722	178	119	20593	55	24

NVHCP Treatment Centres Functioning Status

Sl No	District	Name of Treatment Centre	Functioning / Not Functioning	Remarks
1	Thiruvananthapuram	Govt. Medical College Trivandrum	Functioning	COVID Hospital
1	Thiruvananthapuram	General Hospital Trivandrum	Functioning	COVID Hospital
2	Kollam	District Hospital Kollam	Not Functioning	COVID Hospital
3	Kollam	Govt. Medical College Kollam	Functioning	COVID Hospital
4	Pathanamthitta	General Hospital Adoor	Functioning	COVID Hospital
5	Alappuzha	General Hospital Alappuzha	Functioning	COVID Hospital
6	Alappuzha	Govt. Medical College Alappuzha	Functioning	COVID Hospital
7	Kottayam	General Hospital Kottayam	Functioning	COVID Hospital
8	Kottayam	Govt. Medical College Kottayam	Functioning	COVID Hospital
9	Idukki	District Hospital Thodupuzha	Functioning	No Treatment Started
10	Idukki	Govt. Medical College Idukki	Not Functioning	Not Started
11	Ernakulam	General Hospital Muvattupuzha	Functioning	No Treatment Started
12	Ernakulam	GH Ernakulam	Just Started	No Treatment Started
13	Ernakulam	Govt. Medical College Ernakulam	Functioning	COVID Hospital
14	Thrissur	General Hospital Thrissur	Functioning	No Treatment Started
15	Thrissur	Govt. Medical College, Thrissur	Functioning	COVID Hospital
16	Palakkad	District Hospital, Palakkad	Functioning	COVID Hospital
17	Palakkad	Govt. Medical College, Palakkad	Not Functioning	Not Started, Academic Section only
18	Malappuram	District Hospital, Perinthalmanna	Functioning	
19	Malappuram	DH Tirur, Malappuram	Just Started	No Treatment Started
20	Malappuram	Govt. Medical College, Malappuram	Functioning	
21	Wayanad	General Hospital, Kalpetta	Functioning	No Treatment Started
22	Kozhikode	General Hospital, Kozhikode	Functioning	COVID Hospital
23	Kozhikode	Govt. Medical College, Kozhikode	Functioning	COVID Hospital
24	Kannur	District Hospital, Kannur	Functioning	
25	Kannur	Government Medical College, Kannur	Functioning	COVID Hospital
26	Kasargode	General Hospital Kasargode	Functioning	
Total Number of Treatment Centres				27
Total Number of Treatment Centres Started				24
Total Number of Treatment Centres Functioning				21
Total Number of Treatment Centres Not Functioning				4
Total Number of Treatment Centres Functioning but no Treatment Started				5
Total Number of Treatment Centres Functioning with COVID Hospital				14
Total Number of Treatment Centres Functioning with Non COVID Hospital				2

Financial Achievement

Particulars	Amount (Rs. In lakhs)
Total ROP 2021-22 Approved	308.155
Administrative Sanction issued for IEC/BCC activities	34
Administrative Sanction Issued for procurement of Hepatitis B & C test kits for Districts	61.715
Administrative Sanction Issued for State PH Lab – Viral Load Testing	2.99
Administrative Sanction Issued for Districts – Sample transportation fund for Viral Load Testing	0.5
Administrative Sanction Issued for MCH TSR - Viral Load Testing	1.9
Administrative Sanction Issued for MTC & TCs (Management of Hepatitis A & E)	13

- Administrative Sanction Issued for MTC & TCs (Management of Hepatitis A & E).
- Letter given to Regional Public Health Lab, Ernakulam & Kozhikkode for Utilising the facility of Viral Load Testing under NVHCP.



National Rabies Control Programme (NRCP)

FACT SHEET

511 Health institutions having the facility to give Anti Rabies Vaccine &
41 Health institutions having the facility to give Anti Rabies Serum.

Monthly Animal Bite Report for 2021-22.

Sl. No.	Districts	April 2021 to September 2021		October 2021	
		Dog Bite Cases	Cat Bite Cases	Dog Bite Cases	Cat Bite Cases
1	Thiruvananthapuram	13245	11400	3457	3175
2	Kollam	9781	9896	2640	2769
3	Pathanamthitta	4959	3895	1106	1256
4	Alappuzha	6391	7426	1577	1683
5	Kottayam	5175	6945	1301	1836
6	Idukki	3276	1182	738	438
7	Ernakulam	9925	14191	2281	3627
8	Thrissur	5384	8172	1498	2253
9	Palakkad	11846	10920	2549	2841
10	Malappuram	3609	20446	919	5771
11	Kozhikkode	5671	15794	1447	3853
12	Wayanad	2677	3536	921	1264
13	Kannur	7307	15668	1820	4308
14	Kasargode	3910	4631	1049	1407
Total		93156	134102	23303	36481

Financial Achievement

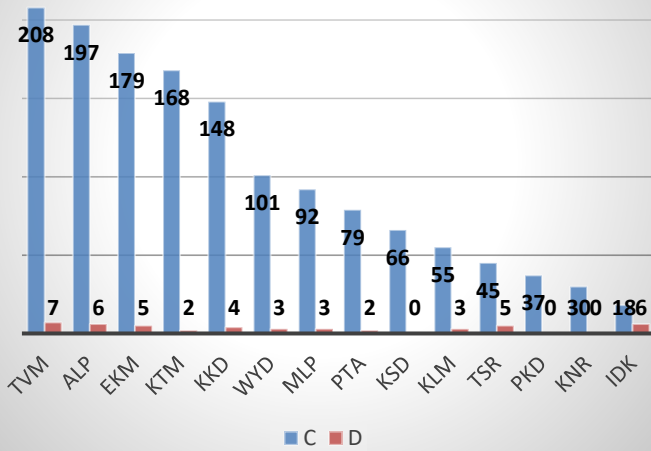
Total ROP 2021-22 Approved - 27.26

Rs. 20 Lakhs -Administrative Sanction is issued to District level IEC/BCC activities & State level IEC/BCC activities 2021-22

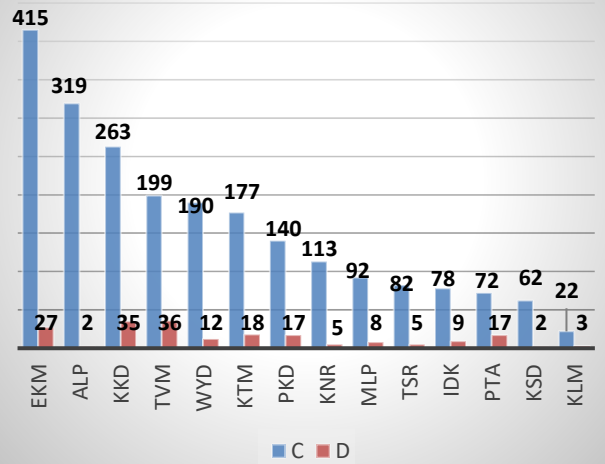
FACT SHEET ON LEPTOSPIROSIS-NOVEMBER 2021



Leptospirosis confirmed cases&deaths



Leptospirosis suspected cases &deaths

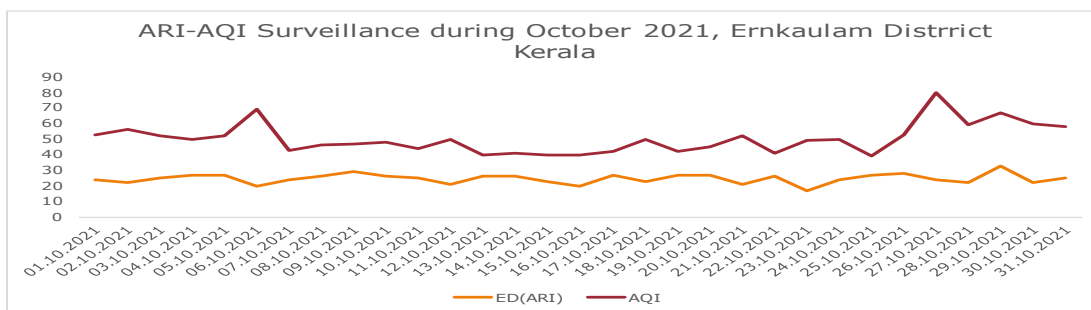




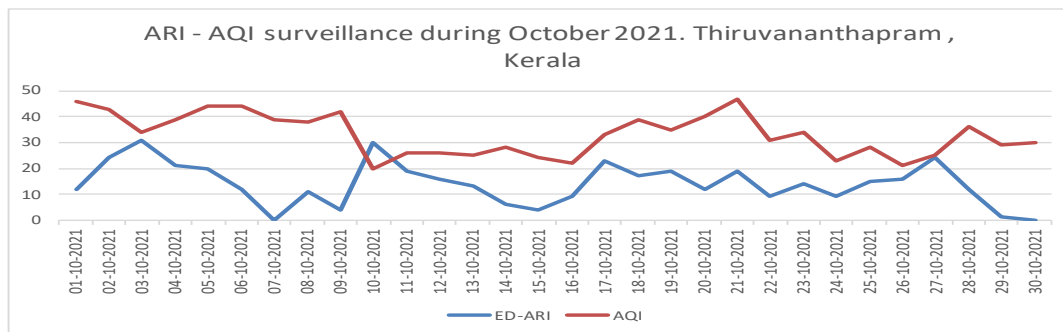
National Programme
on Climate Change
and Human Health

FACT SHEET November 2021

ARI Surveillance Ernakulam District



ARI Surveillance Thiruvananthapuram District



Newer Initiatives

- Energy Audit of Health Care Facilities in Thiruvananthapuram in collaboration with Energy Management Cell under Solar City Project
- Joined Carbon Neutral Kattakada Initiative

DISHA 1056

24 x7 Health Helpline



**A complete Health Helpline under Govt of Kerala and NHM...
Helping Keralites all over the world!!! Available on 104, 1056 (Toll Free) /
04712552056.**

