



Kerala HEALTH

COVID 19 Weekly Bulletin

5th October 2020

State Summary

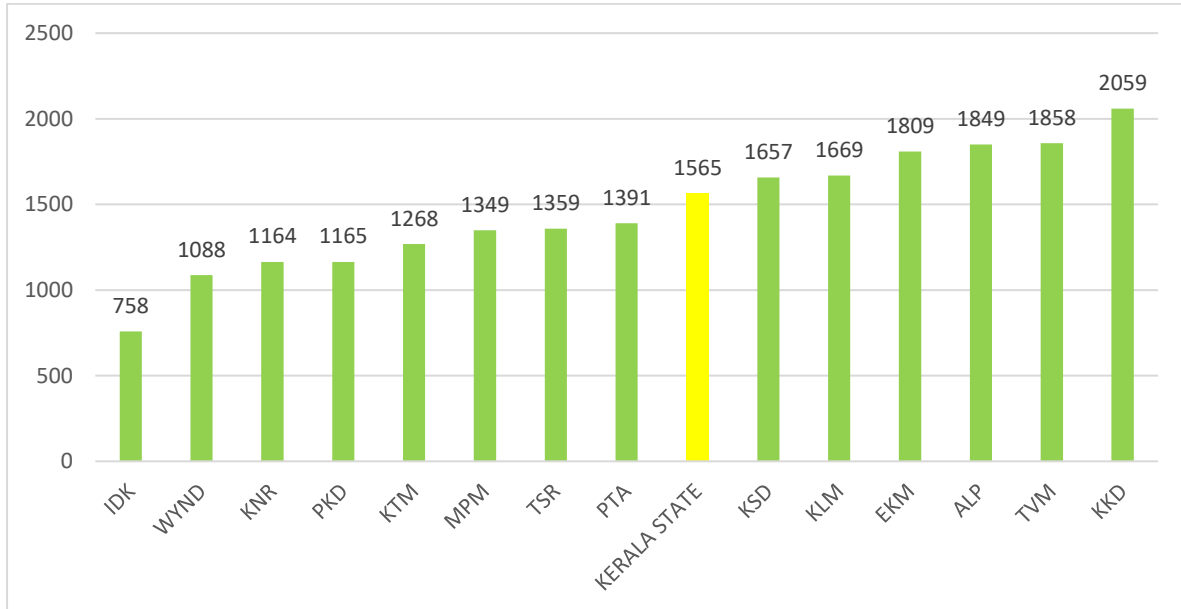
Parameter	Cumulative as on 4 th September	26 Sep-2 Oct (7 days)
Total Cases	229886	52566
Total Recovered	144471	23813
Total Deaths (Case Fatality Rate)	836 (0.36%)	156 (0.29%)
Total Tests Performed	3164072	383852

Comparison of Indicators - State and National

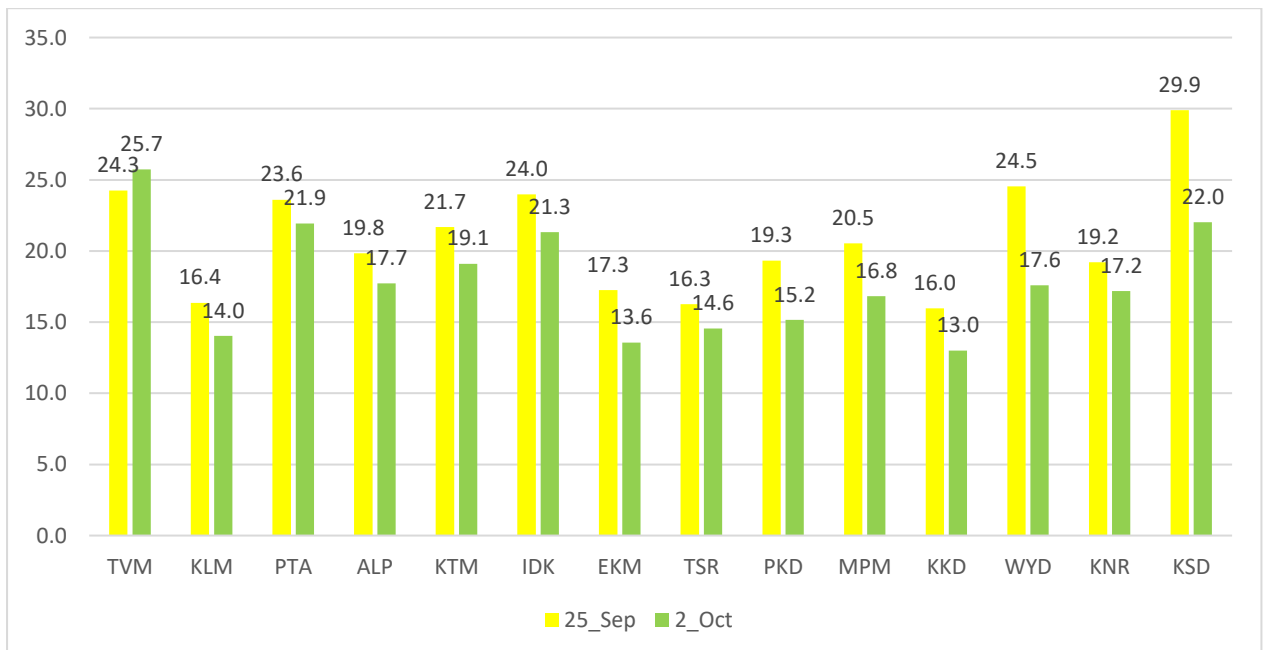
	Kerala	India
Tests Per Million	92788	77054
Deaths Per Million	24.5	99
Case Fatality Rate	0.36 %	1.55 %
Test Positivity Rate	7.2 %	8.3 %



Case Per Million- Weekly Data

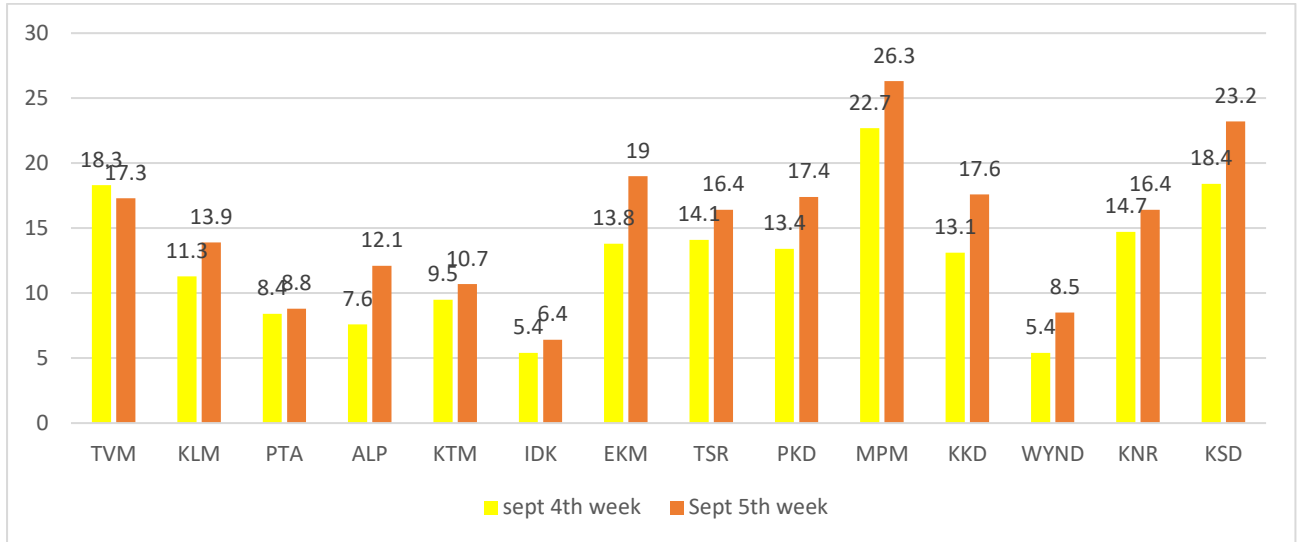


Weekly Trend - Doubling Time

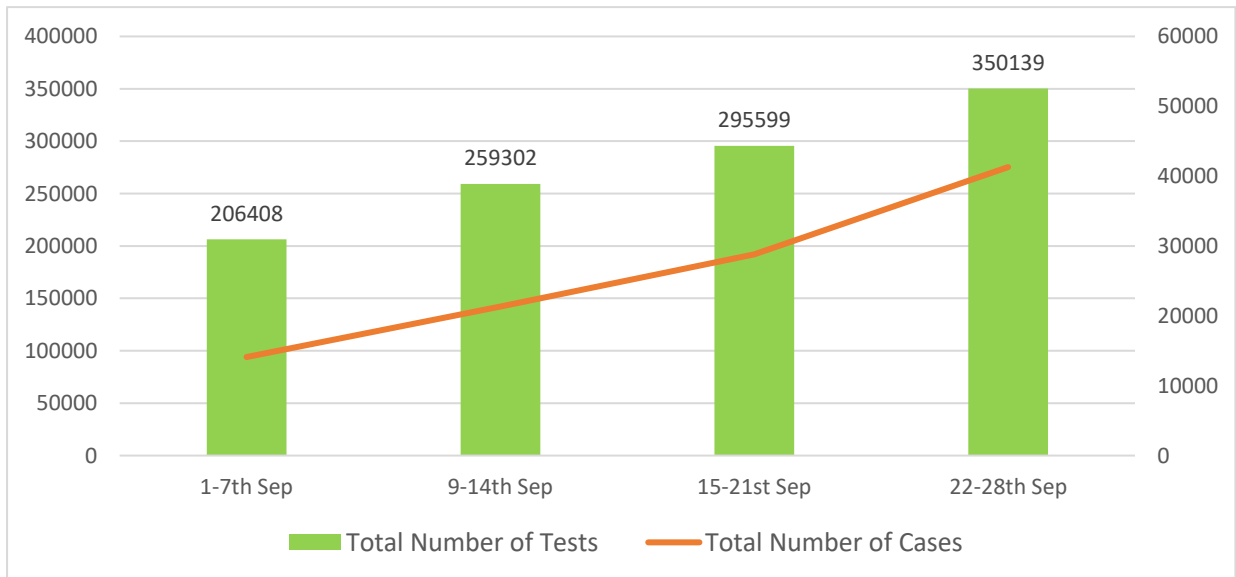




Weekly Trend- Test Positivity Rate



Week wise Summary of Tests & Positive Cases





Summary of Clusters

DISTRICT	NO OF TOTAL CLUSTERS	NO OF ACTIVE CLUSTERS	NO OF CONTAINED CLUSTER	TYPE OF CLUSTERS			
				LARGE COMMUNITY	LIMITED COMMUNITY	CLOSED COMMUNITY	INSTITUTION
TRIVANDRUM	51	28	23	11	14	1	2
KOLLAM	43	12	31	4	4	1	3
PATHANAMTHITTA	24	10	14	1	6	1	2
ALAPPUZHA	26	13	13	8	3	0	2
KOTTAYAM	18	8	10	0	0	0	8
IDUKKI	21	2	19	0	0	0	2
ERNAKULAM	46	37	9	31	5	1	0
THRISSUR	96	43	53	2	6	1	34
PALAKKAD	5	2	3	1	0	0	1
MALAPURAM	16	4	12	0	2	0	2
KOZHICODE	34	18	16	12	4	1	1
WAYANAD	15	9	6	1	2	1	5
KANNUR	20	7	13	3	1	0	3
KASARAGOD	19	5	14	5	0	0	0
TOTAL	433	197	236	79	46	7	65

District	Number of active clusters	Out of active clusters, number with increasing case trend	Out of active clusters, number with Decreasing Case trend	Out of active clusters, number which are static
Trivandrum	28	2	25	1
Kollam	12	3	9	0
Pathanamthitta	10	8	0	2
Alappuzha	13	2	11	0
Kottayam	8	5	3	0
Idukki	2	0	0	2
Ernakulam	37	4	7	26
Thrissur	43	0	41	2
Palakkad	2	0	2	0
Malappuram	4	4	0	0
Kozhikode	18	9	2	7
Wayanad	9	5	0	4
Kannur	7	7	0	0
Kasaragod	5	1	4	0
TOTAL	197	49	104	44



District Specific Actions for October 1st Week

1. Cases per million in last week were more at Kozhikode, Thiruvananthapuram, Alappuzha, Ernakulam, Kollam & Kasaragod. Among these districts, doubling rate had reduced in all districts except Thiruvananthapuram, as compared to previous week. All the districts to focus on identification of all symptomatic individuals and isolating them timely. Promote COVID compliance at markets, shopping malls and shops.
2. All districts to maintain a test positivity <10%. Ensure testing of all influenza like illness. All districts kindly ensure that antigen negative COVID suspects with symptoms are retested using RTPCR based tests.
3. Assess the infrastructure to manage and plan surge capacity for category B & C patients including high flow nasal canula and critical care services.
4. Assess the infrastructure to manage COVID positive/suspect maternal care and dialysis care. Do arrangements to have more hospital beds dedicated for COVID positive maternal and child care and dialysis based on needs.

Technical paper on sero-surveillance available at <https://dhs.kerala.gov.in>. Congratulations all districts for a comparatively very lower prevalence of COVID-19 in Kerala as compared to other states.

Decentralised Management of COVID-19 at Ernakulam

- Every LSG has a phone number widely publicised for public to report symptoms and seek medical advice.
- Line list of symptomatic individuals maintained at every LSGs and isolation ensured for all symptomatic irrespective of COVID tests results.
- Facility for COVID testing available daily (2-4pm) at every LSG at ILI clinics.
- Support systems for Domiciliary management of eligible COVID positives including telemedicine & clinical follow up
- Domiciliary care centres at every LSGs for COVID positive people who don't have facilities at home.
- Double chambered taxis/auto for transportations in every LSGs.
- Systems for Referrals to FLTC/ SLTC/ COVID hospital.
- All major private hospitals are providing care to COVID positive patients.