



NATIONAL HEALTH MISSION

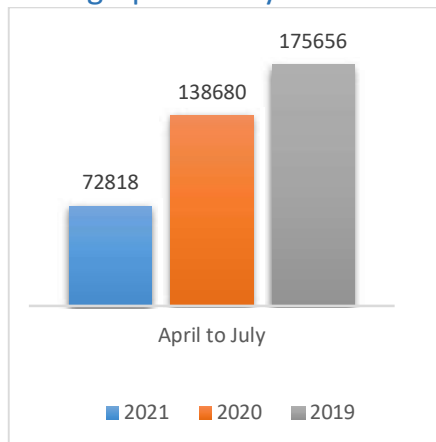
FACT SHEET

JULY 2021

Progress in Registration of Eligible Couple, Pregnant Women & Child in the RCH Portal

Eligible Couples

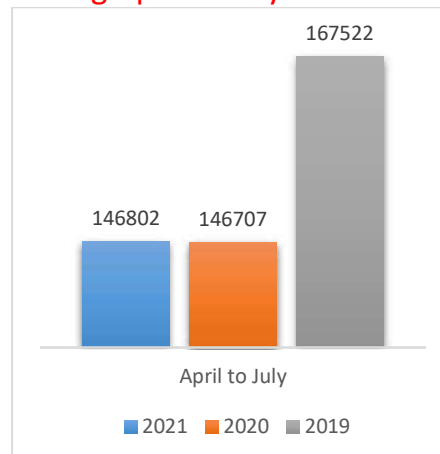
Number of Eligible Couples Registered in RCH Portal During April to July



Sharpe decline is seen in the number of EC registered in this period for the three consecutive years

Pregnant Women

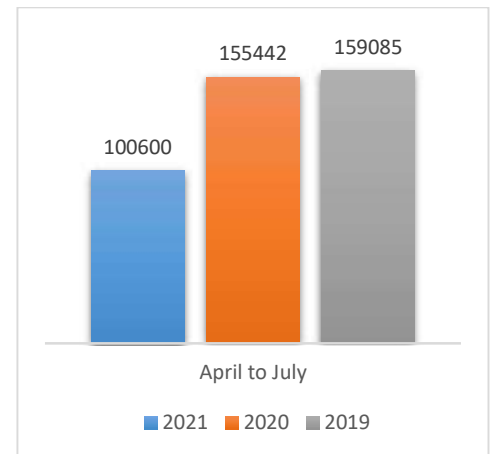
Number of Pregnant Women (PW) Registered in RCH Portal During April to July



Number of PW registered in RCH portal showed a sharpe dip from 2019 to 2020 and then a slight increase during 2021

Child Birth

Number of Child Birth Registered in RCH Portal During April to July



Child registration shows a slight decrease in 2020 when compared to 2019 and a sharpe decrease in 2021

Fact Sheet - RBSK & Child Health

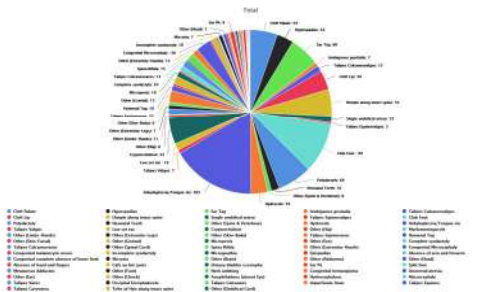
Program Goals and Objective:

Reduction of under five Mortality and Infant Mortality as per the State Goals set under SDG - 2030.
Improve quality of survival through service process high standardized care path way.

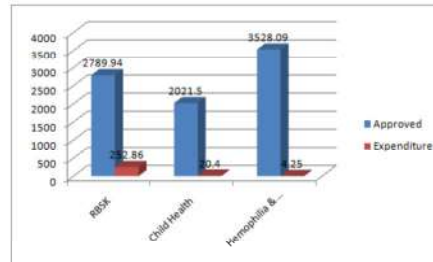
Program achievements:

Screening Status

	2020-21	2020-21	2021-22	2021-22
	Total	Q1	Q1	July
Delivery	131609	37027	30143	7605
VBD Scree	137448	38725	30119	11248
VBD positi	3026	761	658	266
PO Screen	85064	24880	15845	5284
PO failed	1361	427	264	76
OAE Scree	55072	19126	7978	6718
OAE Failed	3879	1438	459	274
MB	98654	25108	26770	11368
MB failed	322	87	100	45



Financial Aspects 2021-22



DEIC e Sanjeevani Status

Name of the district	June			July		
	Reg	Service given	Not given	Reg	Service given	Not given
Trivandrum	406	273	133	403	246	157
Kollam	396	49	337	731	214	517
Puthussanthitha	396	99	297	522	461	61
Alappuzha	309	171	138	414	343	71
Kottayam	698	143	555	300	38	262
Idukki	588	267	321	566	418	148
Ernakulam	620	268	352	300	134	166
Thirissur	448	74	374	377	106	271
Palakkad	517	2	515	292	94	198
Melappuram	664	35	629	574	566	8
Kozhikode	1017	141	876	688	136	552
Wayanad	250	73	177	240	133	107
Kannur	309	261	48	445	357	88
Kasaragod	142	126	16	163	160	3
Total	6720	1982	4738	6015	3406	2609

Inference

- * 534045 children are screened under Comprehensive Newborn screening program – RBSK. Children screened positive are retested and those confirmed are on regular follow up through shalabham.
- * Information is available and used for community level follow up from the Web based birth defect registry.
- * District Early Intervention Centres offer services for these children and functional in all 14 districts.

Plan for the year

- * Defining care pathways for Birth Defects Management to improve survival and quality of life.
- * Ensure 100% follow up for children identified with birth defects.
- * Establish centers and improve facilities in existing centers to manage identified cases and reduce expenditure on healthcare to family.
- * Creating self monitoring digital dashboards for different levels to improve program sustainability and quality.

Plan for this quarter

- * Complete follow up of all children identified with defects and ensure adherence to protocols for confirming diagnosis and treatment support through DEICs.
- * Scheduled appointment and online follow up support through eSanjeevani for all missed follow up cases from DEICs.
- * Transforming DEICs to Digital format through shalabham portal.
- * Community follow up of all registered cases of Congenital Heart Diseases as per the defined protocols and digital documentation.
- * Community level Screening and follow up protocols in line with COVID protocols will be issued to restart screening.

Adolescent Health/RKSK - Fact sheet Q1- 2021-22

Facilitating comprehensive support and participatory empowerment to Adolescents through Counseling, Clinical referral, Peer Buddys early Detection, Help and Referral, Menstrual Hygiene, and Anemia reduction.

As all activities based on physical convergence at Schools and AFHCs, so many implementations having to be deferred due to covid restrictions

6 Thematic areas of counseling provided - Nutrition, Mental Health , Reproductive Health, Prevention of NCDs, Reduction of Accidents and Violence, Prevention of Substance abuse + Electronic abuse

Major current challenge – As all activities are school and physical group based, implementation facing slow down due to Covid restrictions

Priority Implementation activities of Adolescent Health

Adolescent Counselling

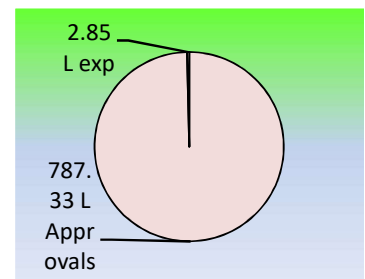
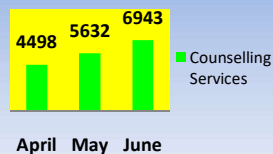
Direct, and via Telemedicine and DISHA

AFHC s. functional : -----77

AFHC with dedicated counselors :----- 30

AFHC s. with Pooled/other scheme counselors :---- 37

No of Adolescents given counseling : -**17,073** (April 4498, May 5632, June 6943)- A positive trend!



FINANCIAL Status

Outreach services(all virtual in covid context)

No. of sessions/webinars conducted :-- 459

No. of Adolescents reached : -----**18,427**

No of AHWD (virtual) done : -----24

No of AF club meetings (virtual) done -: -27

PEER EDUCATION/'KUTTY DOCTORS'-

Promoting Health among your friends by TIMELY BUDDY DETECTION, BUDDY HELP, & BUDDY REFERRAL!

- No. Selected :- 1008 (virtual selection)
- No. Trained :---0
- App development for evaluation of Buddy activities and help is in final stage

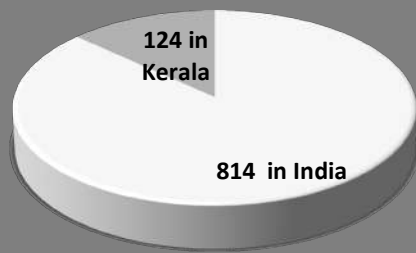
Menstrual Hygiene Programme

- No of Adolescent girls base target : -----6,34,006
- No of Napkins under distribution: -----40,13,359

Staff training(MOs, JPHNs, Counsellors, PE Master trainers)

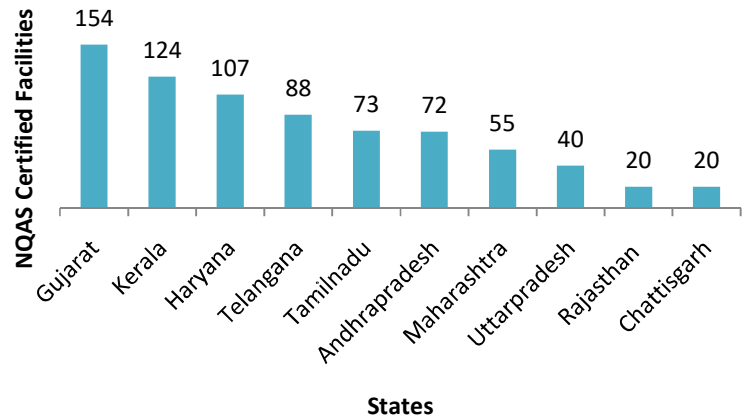
- 4 day Counsellor training programme on AFH services conducted
- Other staff training deferred as the same target group is doing covid field activities at present

NQAS Accreditation Status of Kerala



■ NQAS Accredited Institutions in India
 ■ NQAS Accredited institutions in Kerala

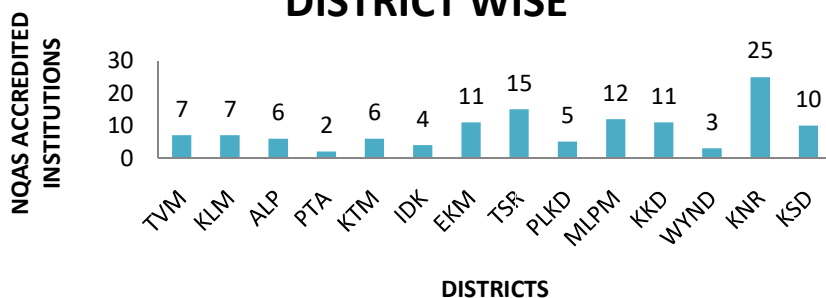
TOP 10 State wise NQAS Certified Health Facilities in India 2020-2021



Physical Achievements 2021-22– District wise

Districts	NQAS District Assessment conducted	Institution Ready for State Assessment	NQAS State Assessment conducted	NQAS National Assessment conducted	NQAS Certified
TVM	3	0	1	3	3
KLM	0	0	1	3	3
PTA	1	1	0	0	0
ALP	2	0	0	1	1
KTM	2	2	5	0	0
IDK	0	0	1	2	2
EKM	0	0	2	2	1
TSR	2	0	2	4	4
PLKD	1	0	2	0	0
MLPM	1	1	2	0	0
KKD	1	1	3	2	2
WYND	0	0	2	1	1
KNR	0	0	1	2	2
KSD	4	0	4	2	2
Total	17	5	26	22	21

NQAS ACCREDITED INSTITUTIONS - DISTRICT WISE



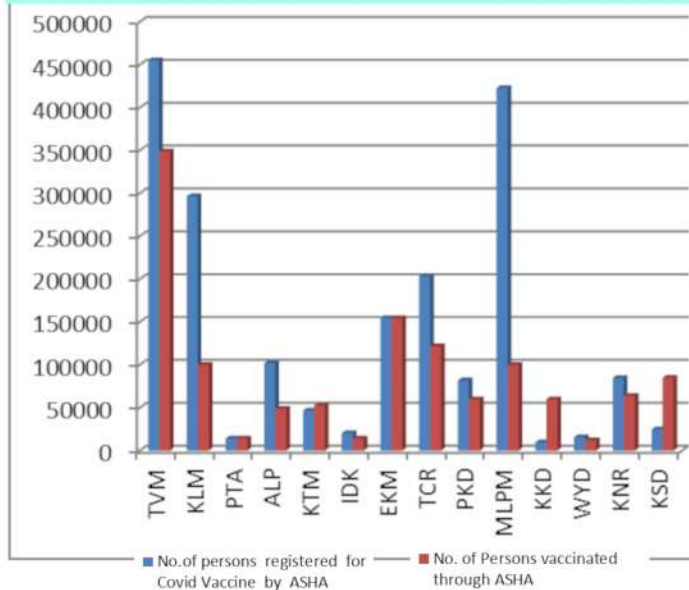
ISSUES IN QUALITY ASSURANCE

- Constraints in conducting physical assessments of Institutions in COVID pandemic situation.

FACT SHEET –ON ASHA & COMMUNITY PROCESS ACTIVITIES AS ON JULY 2021

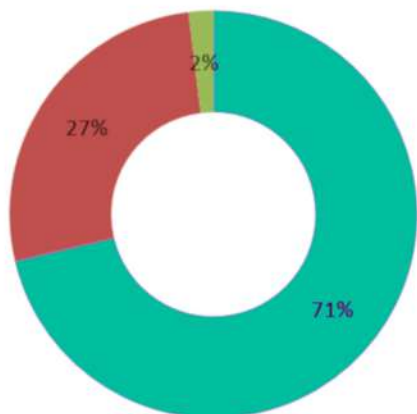
Total No of ASHA	26358
Total amount approved /expenditure	7435.12L/ 1708.22 L
Number of ASHA Vacancy as on July 2021	234
Total number of WHNSC meeting conducted	17127
District Level	
No of district ASHA review meeting conducted	14
No of health volunteers selected as on July 2021	33160
No of health volunteers trained as on July 2021	26551
No. of ASHA vaccinated	24970
No. of ASHA confirmed Covid positive	1753
No of ASHA Covid death	5
No of ASHA received PMGKP claim	3

ASHA WAVE CAMPAIGN

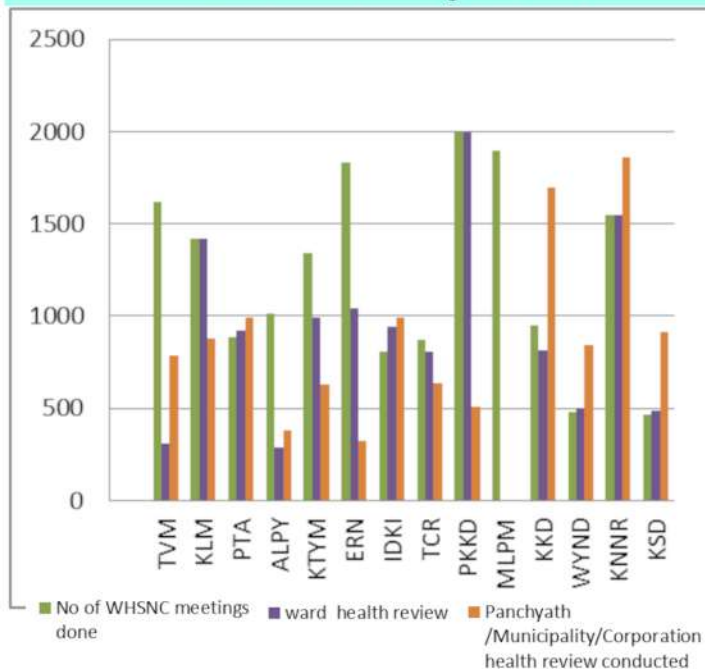


Amount recieved by ASHA June 2021

■ Below 10000 ■ 10000 - 12000 ■ 12000-15000



WHSNC/Ward Health Review & Panchayath Health Review meetings in District



Issues/Challenges



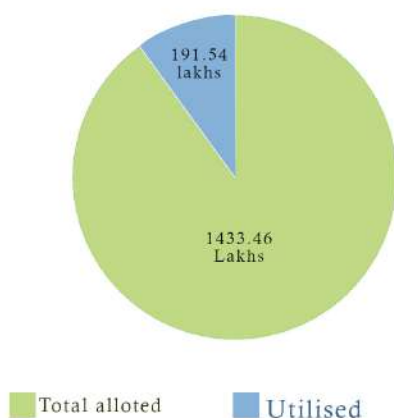
746 ASHAs elected as elected representatives, in this 39 as Presidents and 123 as Standing Committee Chairpersons. Replacement of these ASHAs and new ASHAs may be selected immediately



Replacement of existing ASHA Software

Fact sheet –State Training Division NHM – July2021

Financial Aspect of Training Division



● Data of LMS – with customized icon – total 5 courses, total beneficiaries registered – 3018 – LMS management cell constituted with 9 members



● Non COVID training, Post covid training, CFLTC_ CSLTC training and COVID brigade training data are stagnant for past one month



● MLSP training - course running in LMS platform –unit 9 uploaded – 1563 beneficiaries – 65% of beneficiaries completed till unit 9



● SHSRC - with customized icon – MLSP cell formed in SHSRC to monitor the MLSP training



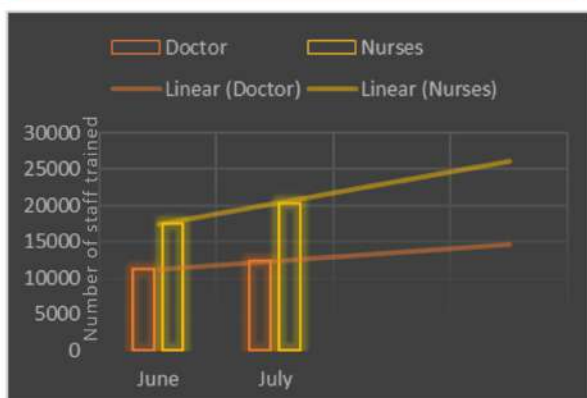
● Physical infrastructure- 3 districts are yet to start the setting up of training console – Alappuzha, Thrissur, Kasaragod



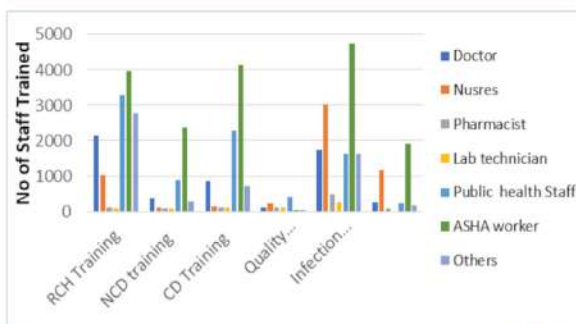
● Data of Skill lab & district training centers – skill lab to start pending training by adopting the combined method.



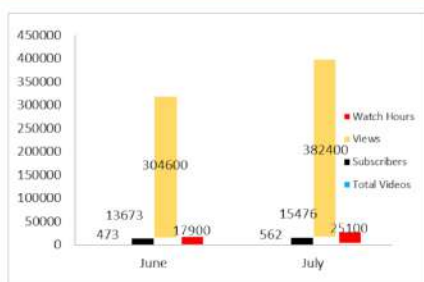
Covid ICU training data



Other Routine training data – Till July 2021



YouTube Channel Statistics



Challenges



- Even after repeated communication No ICU training data from DME side after June 5th
- Yet to receive lesson plans for proposed training from SIHFW and few program divisions.
- Establishing a training console has not started in some of the districts.
- DNB fund allotment needs to be streamlined.
- The distribution of computers and other accessories for online training in institutions needs to be streamlined.



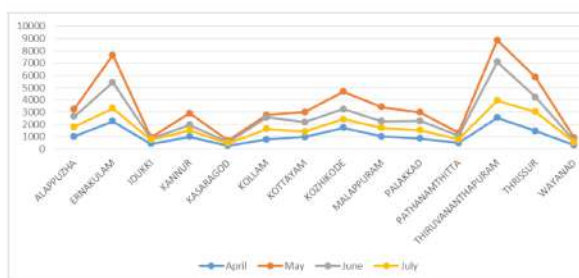
eSanjeevani Telemedicine –Fact sheet – National Health Mission Kerala July 2021



eSanjeevani was initially launched to amid the COVID 19 pandemic to enable patient to doctor tele-consultation.

Status	
	Total Consultations 228502
	Total Consultation Duration 24435hrs 29min
	Avg. Consultation Duration 6 min 24 sec
	Avg. Patient Wait Time 5 mins 25 sec
	Doctors Registered 4253

CONSULTATION COUNT – ALL DISTRICTS				
Districts	April	May	June	July
ALAPPUZHA	1006	3252	2643	1790
ERNAKULAM	2263	7657	5419	3312
IDUKKI	416	944	839	750
KANNUR	992	2913	1974	1522
KASARAGOD	266	689	542	454
KOLLAM	786	2767	2563	1615
KOTTAYAM	972	2993	2178	1404
KOZHIKODE	1719	4665	3249	2413
MALAPPURAM	1013	3428	2249	1716
PALAKKAD	858	2979	2274	1516
PATHANAMTHITTA	491	1308	1069	784
THIRUVANANTHAPURAM	2548	8881	7090	3958
THRISSUR	1444	5836	4225	3037
WAYANAD	326	891	643	543
TOTAL	15100	49203	36957	24814



Doctors enrolled in last four months

Doctors Enrolled			
April	May	June	July
40	947	1807	444

Consultation Count of Last four Months					
E-Sanjeevani OPD	April	May	June	July	Percentage of increase/Decrease
General OP	9903	26122	15800	9294	-65.06
Covid OP	2149	9263	5195	3151	-20.44
DEIC OP	1016	1886	2547	3003	4.56
Pediatric OP	1054	4537	3249	2534	-7.15
Dermatology OP	81	1838	3210	2315	-8.95
ENT OP	Not Started	985	1451	845	-6.06
General Medicine OP	37	824	984	742	-2.42
Gynecology OP	Not Started	485	648	610	-0.38
Ophthalmology OP	Not Started	965	949	426	-5.23
Psychiatric OP	56	512	534	410	-1.24
Ortho OP	Not Started	373	508	344	-1.64
Ayurveda OP	Not Started	Not Started	223	254	0.31
Homeopathy OP	Not Started	Not Started	175	203	0.28
Dental OP	Not Started	380	460	200	-2.6
Chest / Pulmonology OP	9	419	337	168	-1.69
General Surgery OP	14	268	229	119	-1.1
Hemophilia OP	Not Started	11	51	51	0
Cardiology OP	Not Started	40	71	44	-0.27
Adolescent Health OP	74	54	41	36	-0.05
IMHANS OP	16	32	31	20	-0.11



	April	May
↑ Most utilizing district	Thiruvananthapuram	Thiruvananthapuram
↓ Least utilizing district	Kasaragod	Wayanad

Challenges



- The hub and spoke model has not yet been launched and preparations are underway.
- RCC, MCC CCRC consultation numbers are critically low. They need to schedule consultation so as to benefit patients
- NCD and palliative care OPD are under utilized

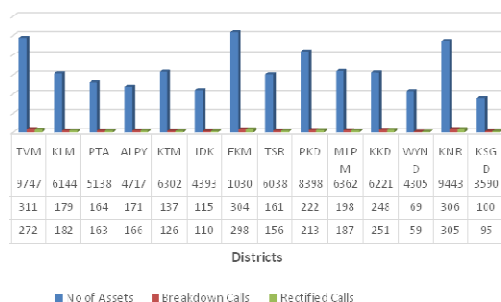
Biomedical Engineering Division

Medical Devices Management Programs

Biomedical Equipment Maintenance Management Program

- Successfully implemented the program for the last 5 years in the state.
- The asset can be properly tracked.
- Very low BER rate.
- Higher Average up time of equipment.
- Uptime of DH -97.15% CHC- 97.87%
PHC- 98.52

Maintenance Details- July 2021



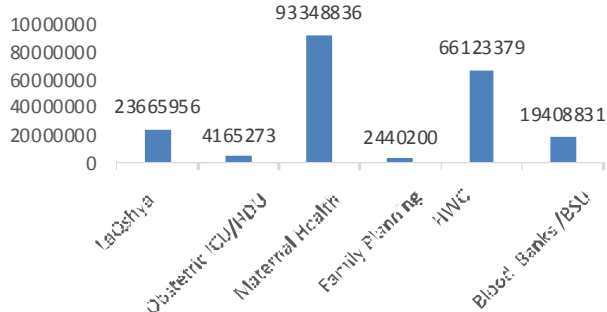
AERB Licensing in the state

- ✓ Additional number of 207 institutions received license for Radiological Equipment, as a part of quality assurance and ensuring the legal matters for accreditation.

Procurement of Equipment through KMSCL

- LaQshya: Rs. 2,36,65,956/-
- Obstetric ICU/HDU: Rs. 41,65,273/-
- Maternal Health : Rs. 9,33,48,836/-
- Family Planning: Rs. 24,40,200/-
- Health & Wellness : Rs. 6,61,23,379/-
- Blood Banks/BSU: Rs. 1,94,08,831/-

Procurement of Equipment- AS- July 2021





Infrastructure



Overview

- Responsible for project management of all infrastructure activities funded by NHM.
- Carryout New Construction and Hospital strengthening works sanctioned in each year.
- Patient Friendly Infrastructure Development Initiative through AARDRAM Mission.

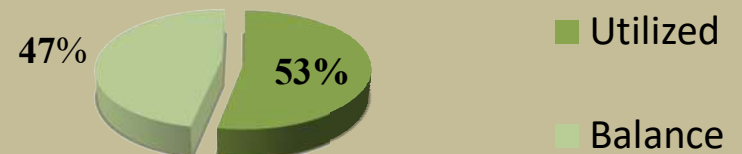
MAJOR ACHIEVEMENTS IN LAST 6 YEARS

- **FACILITY UPGRADATION IN MCH, DH/W&C, TH HOSPITAL**
 - 06 MCH / W&C Blocks
 - 04 OP/IP /Labour Blocks
 - 05 Labour room as per LaQshya Standards
 - 15 SNCU, NBSU, HDU.
 - 01 Isolation ward/ Hemophilia Clinic
- **NEW CONSTRUCTION**
 - 03 CHCs
 - 06 PHCs
 - 02 Sub Centre
 - 02 Regional Vaccine Store
 - 03 Training Institutes, DISHA building
 - 02 Skill Lab
- **AARDRAM MISSION**
 - 08 Medical colleges
 - 12 District/General Hospitals
 - 02 Taluk Hospitals
 - 492 PHC converted to FHC
- **FLOOD : RECONSTRUCTION /RENOVATION ACTIVITIES**
 - 04 District /Taluk Hospital
 - 21 PHCs
 - 34 Sub Centres
 - 02 Training institute, Mental Health Centre

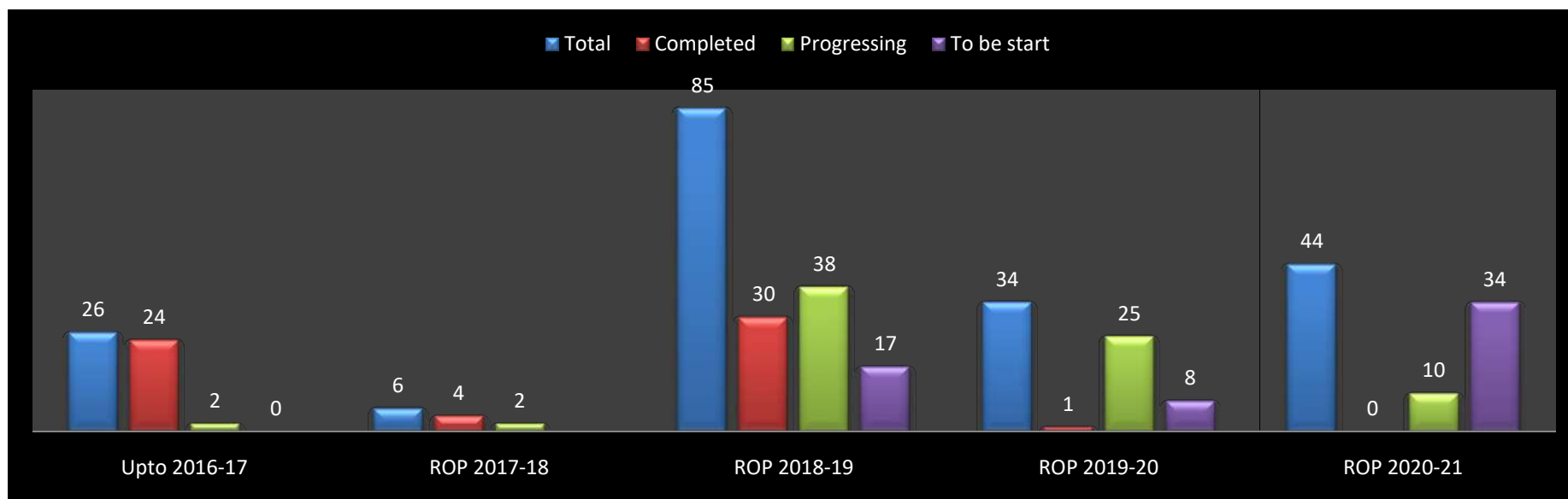
COVID Activities

- Infrastructure initiatives to overcome the pandemic situations.
 - CFLTC - 36 Nos
 - MGPS - 03 Nos.
 - Negative Pressure/ICU - 8 Nos
 - Lab - 04 Nos
 - COVID Hospital - 24 Nos
 - COVID Vaccine center - 8 Nos.
 - Central Oxygen System - 22 Nos

Financial Aspect (Last 5 year)



Physical Progress of ROP Works (Last 5 Year)



ACTION PLAN

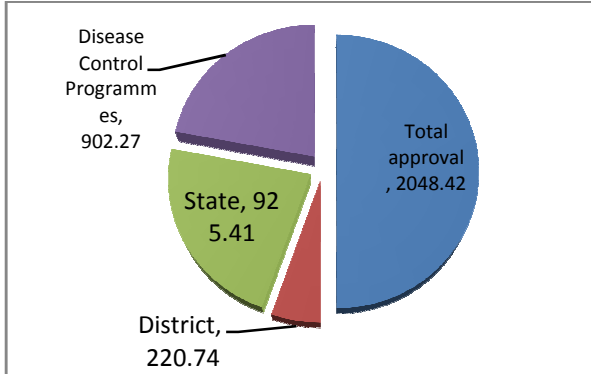
- **Ongoing works – Expected to complete by December 2022**
 - 04 MCH Block/ Causality Block
 - 18 LaQshya Standard works
 - 03 CHCs / 11 PHCs/ 07 Sub Centres
 - 02 Burns unit/ 02 Geriatric unit
 - 03 SNCU/ 01 DEIC
 - 03 RVS/ 03 Training Institute/ 02 Eye OT& Ward
 - 01 PH lab/ 01 CSSD/01 Blood Bank
- **Works planned to complete by December 2023**
 - 03 MCH Block/ 02 Causality Block
 - 05 LaQshya Standard works / 02 FRU/ 02 MGPS works
 - 09 CHCs / 22 PHCs/ 24 Sub Centres
 - 04 RVS / 03 Staff quarters
 - 01 Geriatric ward/ 02 Blood Bank
 - 01 CLMC/ 02 MNCU/ 01 Oxygen plant
 - Strengthening of 2385 HWC
 - Conversion of 76 CHCs to Block FHCs
 - OPD Transformation in 27 Taluk Hospitals

Challenges

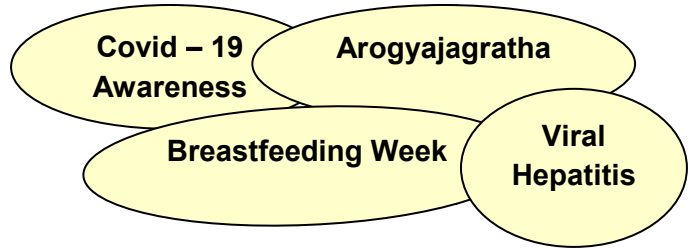
- Flood in the year 2018 & 2019
- COVID Pandemic Situation

FACT SHEET – IEC/ BCC – AUGUST 2021

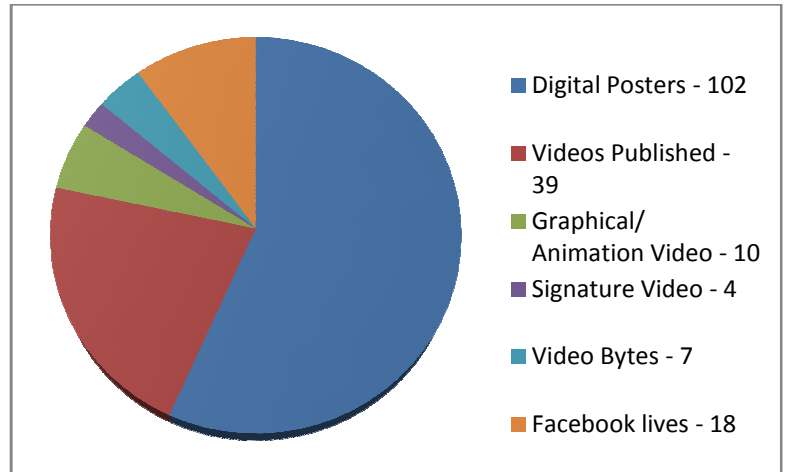
IEC/ BCC APPROVAL FOR THE FINANCIAL YEAR 2021-22



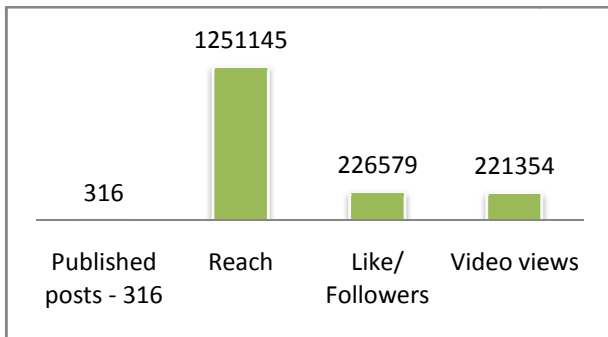
AWARENESS CAMPAIGNS



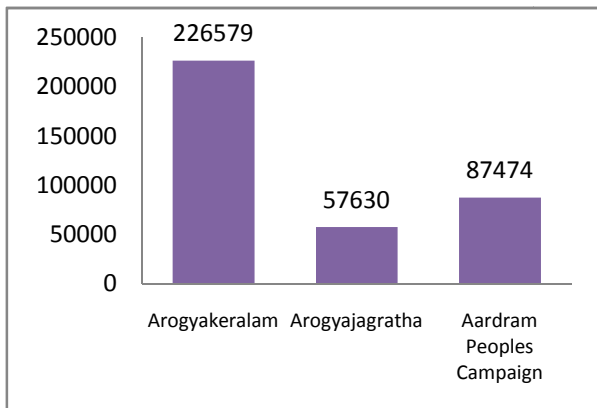
CONTENT PRODUCTION



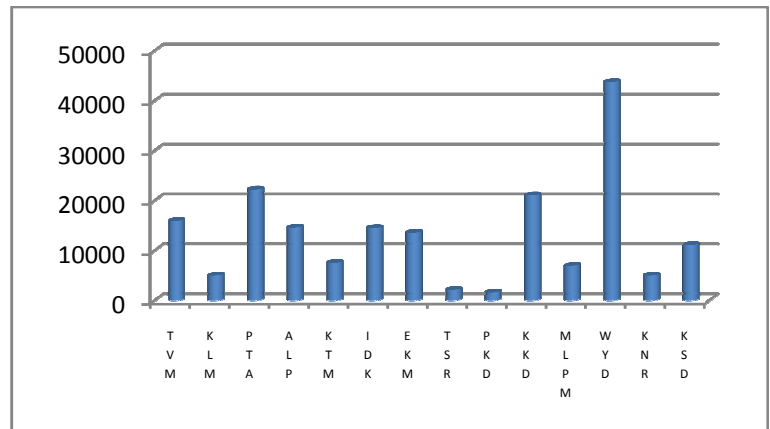
SOCIAL MEDIA ANALYTICS (LAST TWO MONTHS)



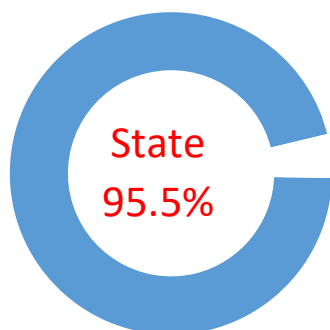
AUDIENCE BASE-STATE WISE FACEBOOK PAGE



AUDIENCE BASE-DISTRICT WISE FACEBOOK PAGE



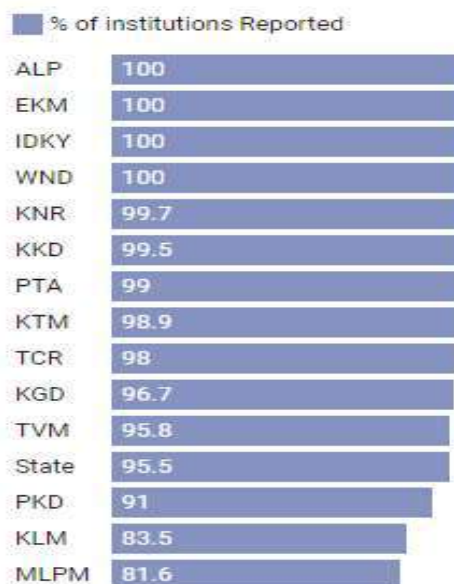
Daily Data Reporting Status in HMIS



In new HMIS, five data items- Hospital OP, Hospital IP, ILI, SARI, Fever greater than 7 days are collected on daily basis.

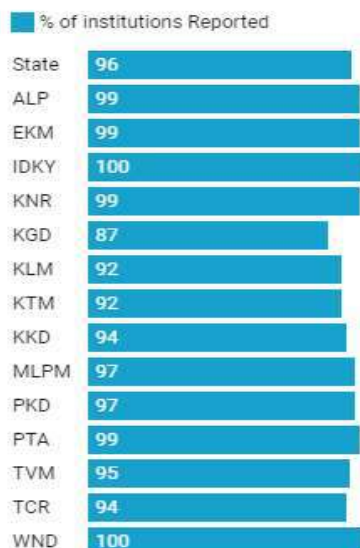
During the month July, around 95.5% of the institutions in the State reported the daily Hospital data. All institutions in Alappuzha, Ernakulam, Idukki and Wayanad reported the daily hospital data. Among the districts Malappuram (81.6%), Kollam (83.5%) and Palakkad (91%) reported the lowest

Daily Data Reporting Status

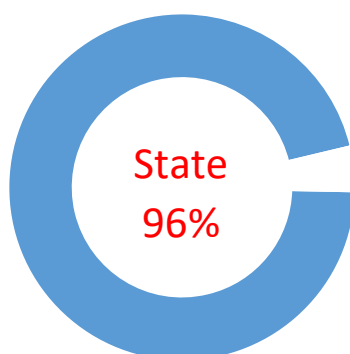


Monthly Data Reporting Status in HMIS

Monthly Data Reporting Status



Each health facility has to enter the Monthly Service Delivery in HMIS



Around 96% of health facilities in Kerala reported the monthly service deliveries in July.

Idukki and Wayanad are the district with 100% monthly reporting

Kasaragod (87%), Kollam, Kottayam, Kozhikode and Thrissur are the least performing district in terms of monthly data entry

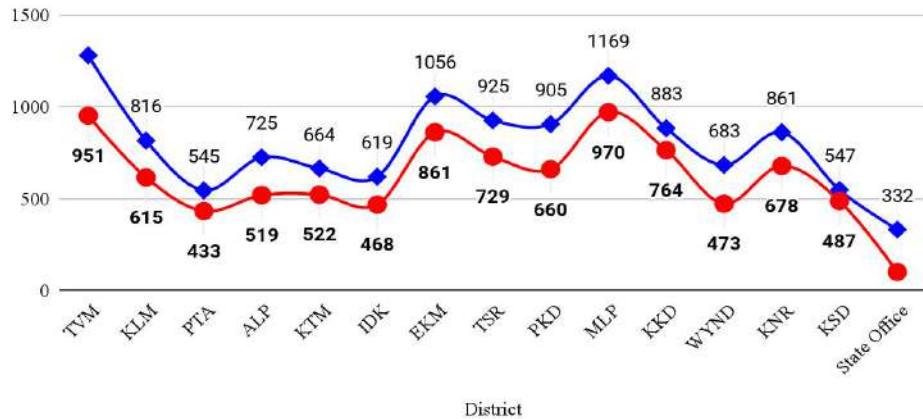
Human Resource - Fact Sheet

NHM Staff details

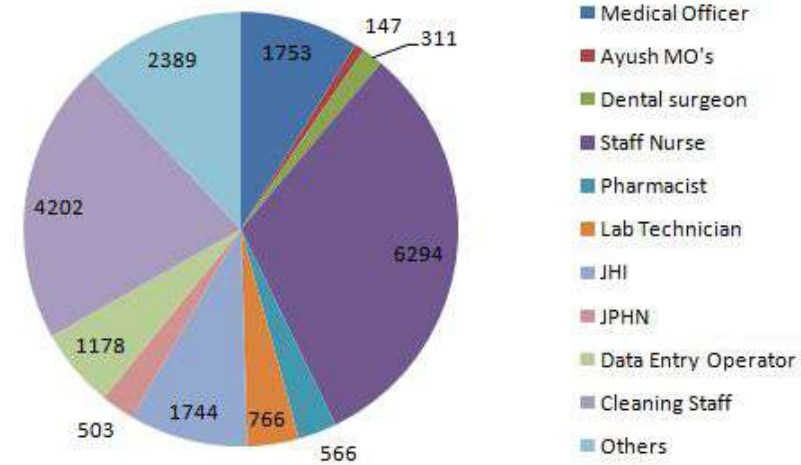
	Administration staff	Service delivery staff	Total
Total Approved	1144	10865	12009
In position	1073	8159	9232
Vacant	71	2706	2777

Human Resource : 2021-22

◆ Approved ● Inposition



COVID BRIGADE DATA In position



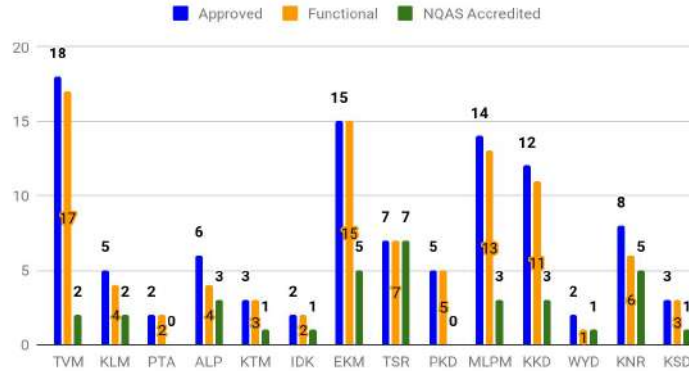
Points / Issues in HR

- Directions given to fill up all the vacant posts by 30th Sept 2021.
- Directions given for freezing COVID Brigade recruitments.

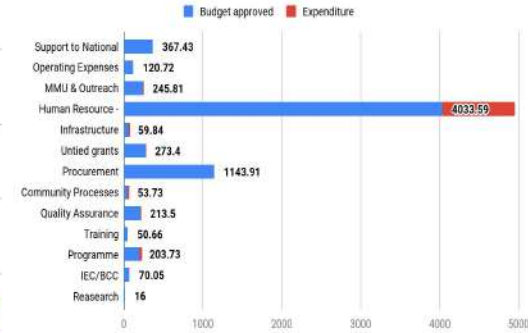
District	Functional	Approval 21-22	NQAS Accredited
TVM	17	1	2
KLM	4	1	2
PTA	2	0	0
ALP	4	2	3
KTM	3	0	1
IDK	2	0	1
EKM	15	0	5
TSR	7	0	7
PKD	5	0	0
MLPM	13	1	3
KKD	11	1	3
WYD	1	1	1
KNR	6	2	5
KSD	3	0	1
Total	93	9	34

Activity	Target	Achieved
UHND (4/Month/UPHC)	1488	1786
Special Out reach Camp	93	42

National Urban Health Mission Kerala



NUHM Finance



1. Fastest in the country in realising the full-fledged operationalisation of facilities once Gol approved.
2. All the 93 UPHCs have been transformed into Health & Wellness Centres.
3. Pioneering state in the country with a tryout of sub centres (satellite centres) for UPHCs (Malappuram).
4. Kerala became the state with highest number of UPHCs accredited with NQAS - 34/93.
5. Thrissur district is now the first in the country having all UPHCs with NQAS Accreditation 7/7.
6. Pioneering state with daily thematic wellness day observance under HWC programme
7. First in the country with door step level pain and palliative care to the urban poor under the auspices of UPHCs.
8. Unique experience of Urban Local Bodies earmarking their share in the UPHC operations.

For 37 UPHCs in 18 ULBs, space constraints still creates problem for expanding the basket of services.

Health and Wellness - Kerala

Approved	2017-18	2018-19	2019-20	2020-21	2021-22	Total	Functional
Sub Centre	0	0	728	875	1510	3113	1521
FHC	170	504	220	0	0	894	859
UPHC	0	30	30	33	0	93	93

1.100 % UPHCs are reporting as Health and Wellness Centres.



2,582

HWC Approved

SHC-1,603

PHC-894

UPHC-85



3,098

HWC Proposed

SHC-2,130

PHC-873

UPHC-95



2,473

HWC Progressive

SHC-1,521

PHC-859

UPHC-93



2,473

HWC Operational

SHC-1,521

PHC-859

UPHC-93

Hypertension screening 49,73,093

SHC-15,012

PHC-44,41,982

UPHC-5,16,699

Diabetes Screening 30,91,068

SHC-9,934

PHC-27,86,910

UPHC-2,94,224

Oral Cancer Screening 70,419

SHC-207

PHC-66,875

UPHC-3,337

Breast Cancer Screening 42,616

SHC-273

PHC-41,503

UPHC-840

Cervical Cancer Screening 37,982

SHC-129

PHC-37,274

UPHC-549

Tuberculosis - Total screened/referred 1,12,818

SHC-426

PHC-1,09,847

UPHC-2,545

Hypertension - Newly Diagnosed Patients 1,67,273

SHC-1,968

PHC-1,48,868

UPHC-16,437

Diabetes Newly Diagnosed Patients 1,24,140

SHC-1,592

PHC-1,10,167

UPHC-12,481

Daily Entry Report

Footfall Male :

1,94,51,115

SHC-1,56,626

PHC-1,80,44,109

UPHC-12,50,380

Footfall Female :

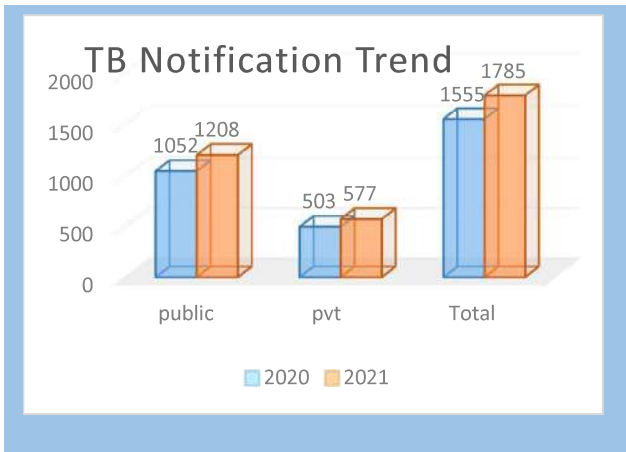
2,31,78,664

SHC-1,73,874

PHC-2,13,86,611

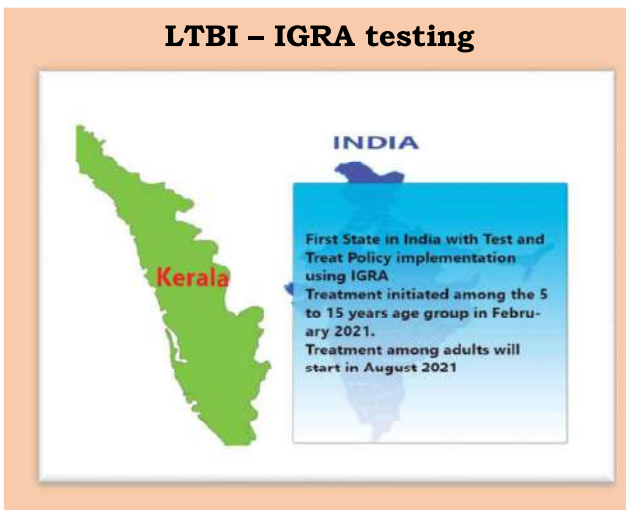
UPHC-16,18,179

Fact Sheet- NTEP Kerala July 2021

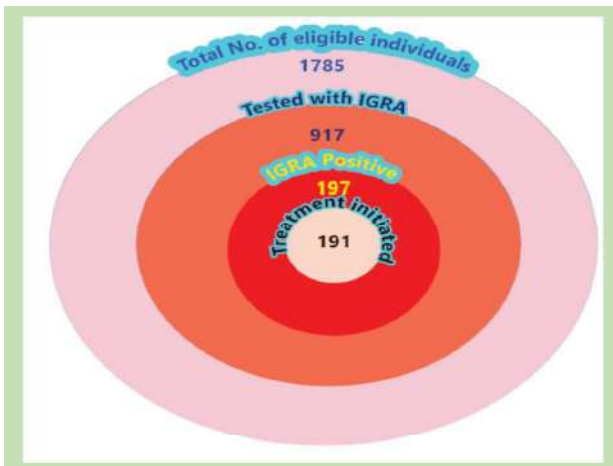


- The pliability of the General Health system and NTEP in particular is able to demonstrate that the system is back on the track, in spite of the pandemic.
- The graph shown regarding the TB Notification trend both in public and Pvt Sector in July 2020 & 2021.

Kerala	Public sector	Private sector	Total
July 2020	1052	503	1555
July 2021	1208	577	1785



- To reduce the incidence of TB in future Kerala has rolled out TB preventive therapy with the test and treat policy, as the first state in the country.
- In the age group 5-15 yrs the policy was implemented in Nov.2020.
- It is expected to extend the policy among adults from August 2021.



- As of July, state has performed 917 IGRA tests, among 1785 eligible children in the 5-15 age group to detect the latent TB.
- 197 were positive (21.5%) and 191 were put on TB preventive treatment.



- Total RoP 6489.90 lakhs and the expenditure in 1Qtr of FY 2021-22 – 632.85
- Rs. 7.50 Crores for procurement of IGRA test kits & 3HP regimen for LTBI management
- Rs. 37.20 crores for CBNAAT and Truenat MTB Test kits. Procurement steps will be initiated in the 2nd week of August 2021.

This will cover 78 % of total RoP

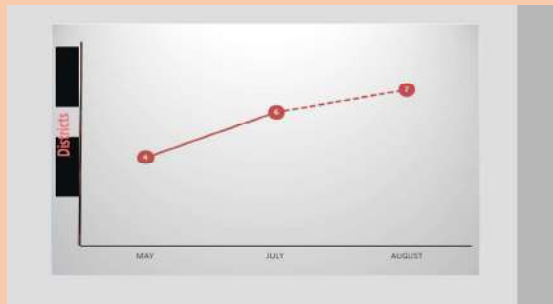
Fact Sheet- NTEP Kerala July 2021

Sub National Certification



Kerala is the only State in the country to achieve the feat in state category, for reducing the TB incidence by 37.5% from 2015 to 2020.

Offering H& R drug sensitivity testing to all Microbiologically confirmed pulmonary TB Cases



State is committed to offer H&R Drug sensitivity testing to all microbiologically confirmed Pulmonary TB cases

May 2021 – 4 districts have the privilege

July 2021 – 2 more districts are included

August 2021 – 50% of the districts will have the capacity to offer H&R sensitivity testing provide



IDSP Factsheet 2021

11/08/2021

Outbreaks Investigated: 50 (upto Week 29)

Outbreak	Total no. of Outbreaks	Affected District	No of OB
ADD	7	Ernakulam	6
		Alappuzha	1
Avian Influenza	2	Kottayam	1
		Alappuzha	1
Chicken pox	1	Alappuzha	1
Chikungunya	2	Trivandrum	2
Dengue Fever	17	Palakkad	7
		Kottayam	1
		Malappuram	2
		Kannur	1
		Ernakulam	2
		Kozhikkod	3
		Kollam	1
Exanthematous fever with cervical Lymphadenopathy.	1	Trivandrum	1
Food Poisoning	5	Trivandrum	2
		Wayanad	1
		Ernakulam	2
Hepatitis A	2	Kannur	1
		Ernakulam	1
KFD	1	Wayanad	1
Leptospirosis	1	Kasaragod	1
Melioidosis	1	Thrissur	1
Shigella	8	Ernakulam	3
		Malappuram	1
		Wayanad	1
		Kozhikode	2
		Wayanad	1
ZIKA	2	Trivandrum	1
		Ernakulam	1
Total	50		50

IDSP Reporting units

DISTRICT	RU'S IN	% of units reported	RU'S IN	% of units reported	RU'S IN	% of units reported
	S form		P form		L form	
THIRUVANANTHAPURAM	529	100.0%	123	100.0%	55	99.9%
KOLLAM	439	92.8%	86	95.5%	28	96.9%
PATHANAMTHITTA	265	99.7%	63	99.6%	18	99.4%
ALAPPUZHA	378	100.0%	90	100.0%	34	100.0%
KOTTAYAM	338	87.9%	88	70.1%	33	82.8%
IDUKKI	320	93.9%	60	94.7%	37	93.0%
ERNAKULAM	431	92.6%	131	91.1%	41	91.4%
THRISSUR	478	96.8%	135	98.6%	43	99.7%
PALAKKAD	517	71.8%	111	77.1%	63	74.7%
MALAPPURAM	589	81.6%	131	83.9%	62	86.9%
KOZHICODE (CALICUT)	435	88.4%	101	87.3%	26	90.6%
WYANAD	204	99.8%	45	100.0%	29	100.0%
CANNANORE(KANNUR)	426	100.0%	127	100.0%	25	99.9%
KASARAGODE	250	98.3%	55	98.9%	17	98.0%
TOTAL	5597	92.0%	1346	92.0%	511	92.2%

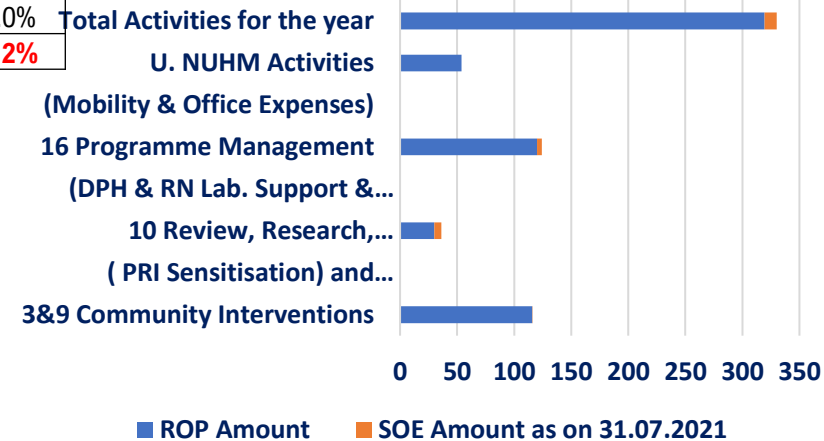
Entomological Survey	No. of surveys done
No of Zika outbreak Investigations done	1
Zika related Entomology Surveys	16
No of Dengue outbreak Investigations done	3
Dengue related Entomology Surveys	35
No of CG outbreak Investigations done	1
CG related Entomology Surveys	8
Malaria Surveys Done	4
Filaria Night Blood Surveys	2
Kala Azar Related entomology surveys	2
JE Related entomology surveys	1

IDSP Lab Network



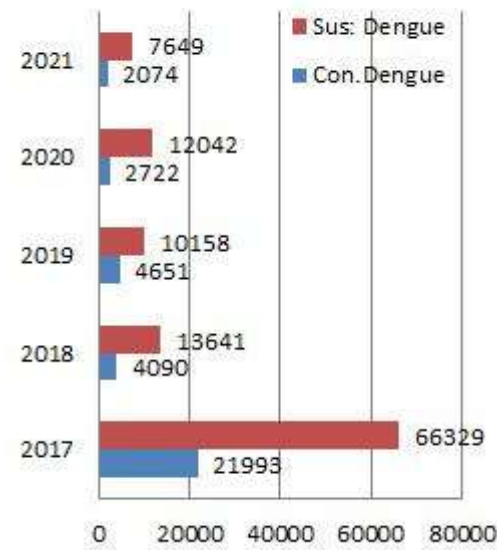
Dist Public Health Labs (8)	Referral Network Lab(9)
Kollam	Thiruvananthapuram
Pathanamthitta	Kollam
Alappuzha	Alappuzha
Ernakulam	Kottayam
Malappuram	Ernakulam
Kozhikode	Trissur
Wayanad	Palakkad
Kannur	Malappuram
	Kozhikode

Fund utilization

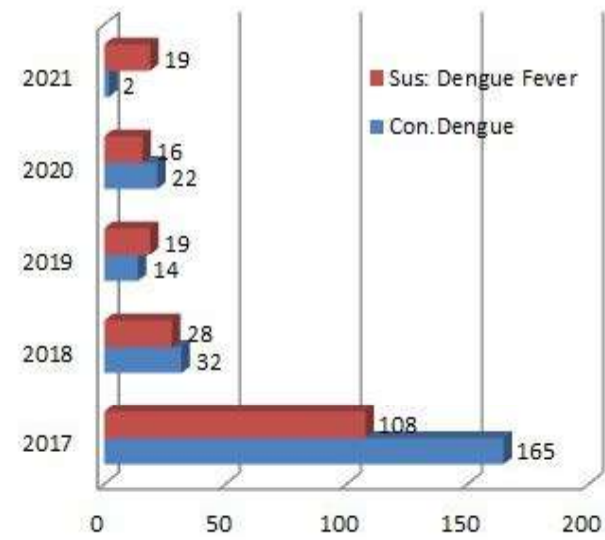


IHIP implementation Status: Started since 2019 March, Training completed. Awaiting Sanction for further action

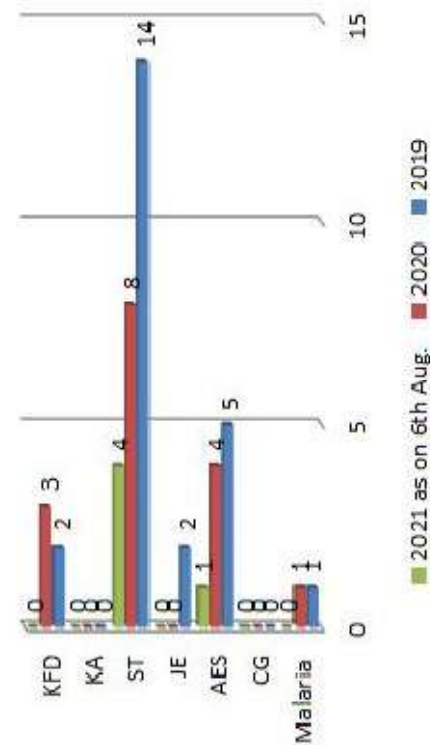
Dengue fever 2017-2021 as on 6-8-2021



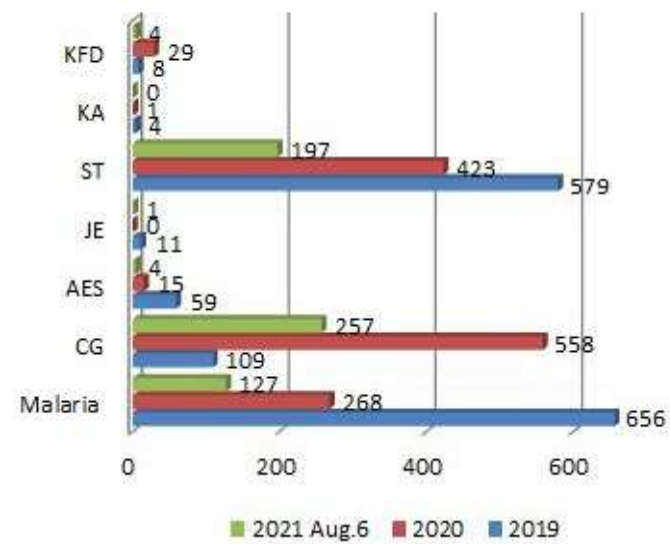
Dengue fever Death 2017-2021 as on 6-8-2021



STATUS OF VECTOR BORNE DISEASES DEATH (2019- 2021)



STATUS OF VECTOR BORNE DISEASES

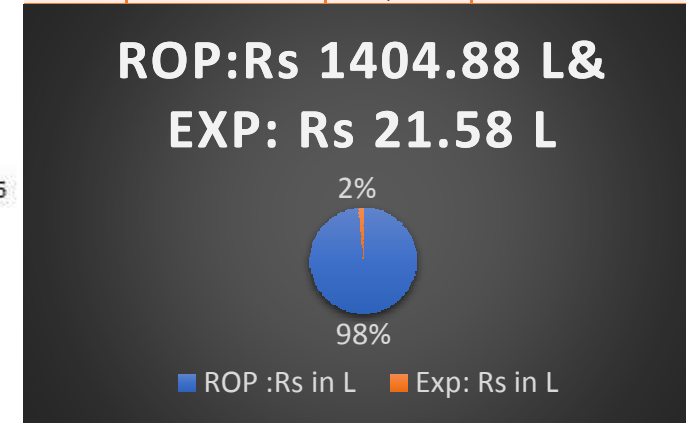


Elimination of VBDs Targets and achievements				
No	Indicator	Target	Achievement in 2020	Achievement in 2021
1	Malaria indigenous cases	Zero in all districts	15 indigenous cases(KSD-13, KNR-1,KKD-1)	No indigenous case
2	Malaria death	Zero death	One death (KLM)	No death
3	Malaria-Annual Parasite Incidence(API)	API<1 in all sub centres	API less than one in all except 2 subcentres	API less than one in all sub centres
4	Malaria-Annual Blood Examination Rate(ABER)	ABER= 10%	only 4.1%	only 1.95%(half yearly target 5%)

SDG: Targets year for District wise Elimination of Vector borne diseases in Kerala			
Target year	Malaria	L.Filariasis	Kala azar
2021-22	PTA, KTM, ALP, EKM, IDK	KLM, KTM	TVM,PTA,ALP,KTM, IDK, PKD,WYD,KSD
2022-23	TVM,KLM,WYD, MPM	PTA, IDK, WYD, TVM, EKM, TSR, KKD, KNR	KLM,EKM,KKD
2023-24	TSR,PKD	ALP,KSD	Nil
2024-25	KSD, KNR,KKD	Nil	KNR,TSR,MPM
2025-26	Nil	Nil	Nil
2026-27	Nil	PKD,MPM	NII

Challenges

1. In the current context of COVID 19 pandemic, involvement of Health staff in the containment of COVID badly affects surveillance, prevention and control of VBDs and activities for Elimination of Malaria, L.F and Kala azar
2. The delay in re opening of schools makes it impossible to conduct TAS 1 in MPM and PKD and TAS 3 in KSD and ALP.
3. Travel restrictions, Lockdown regulations, social distancing etc makes field level activities difficult
4. Many public places, construction sites and institutions which remain closed due to lockdown and other restrictions form a breeding source for mosquitoes.
5. Introduction of rare malarial parasite like *Pl.ovale* and *Pl.malariae*, *Pl. knowlesi* through migrant population is another challenge.



NVBD CP FACT SHEET

FACT SHEET- NATIONAL LEPROSY ERADICATION PROGRAMME

INDIA

KERALA

WORLD

- PR-0.57
- CHILD CASES PERCENTAGE-6.87%
- G2D PER MILLION-1.96/MILLION

- PR-0.12
- CHILD CASES PERCENTAGE-0.25/MILLION
- G2D PER MILLION-0.67/MILLION

- PR-22.9/MILLION
- CHILD CASES PERCENTAGE-7.9/MILLION
- G2D PER MILLION-1.4/MILLION

ACHIEVEMENT UNDER NLEP DURING THE LAST 5 YEARS

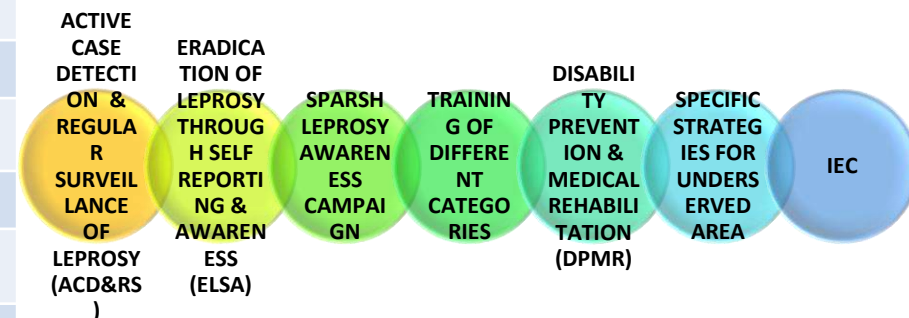
YEAR	16-17	17-18	18-19	19-20	20-21
NEW CASES	496	520	705	675	311
CASES UNDER TREATMENT	706	720	851	899	419
PREVALENCE RATE (PR)	0.18	0.19	0.25	0.25	0.12
ANNUAL NEW CASE DETECTION RATE) ANCDR	1.2	1.3	2.1	1.87	0.88

CURRENT STATUS 2021-2022 (APRIL TO JUNE)	PB	MB	TOTAL
NO: OF CASES DETECTED DURING 2021-22	15	47	62
NO: OF DEFORMITY GR.II CASES	0	4	4
N: OF CHILD CASES	0	0	0
NO. OF FEMALE CASES	4	11	15
NO. OF SC CASES	1	2	3
NO. OF ST CASES	1	6	7
CASES ON TREATMENT	47	344	391

EPIDEMIOLOGICAL INDICATORS

PREVALENCE RATE	DEFORMITY RATE	CHILD RATE
•0.113	•4.10	•ZERO

MAJOR ACTIVITIES CONDUCTED



SDG TARGETS & ACHIEVEMENT UNDER NLEP

REDUCE THE PR FROM 0.2/10000 TO <0.1
•0.12/10000

REDUCE CHILD CASES OF LEPROSY FROM 1.17/MILLION TO <0.6/MILLION.
•0.25/MILLION

RATE OF CHILD CASE WITH ZERO DISABILITY TO BE SUSTAINED
•ZERO

GRADE 2 DEFORMITY FROM 1.2/MILLION TO < 1/MILLION
-0.676

KERALA	REDUCE THE PR FROM 0.2/10000 TO <0.1	REDUCE CHILD CASES OF LEPROSY FROM 1.17/MILLION TO < 0.6/MILLION.	GRADE 2 DEFORMITY FROM 1.2/MILLION TO < 1/MILLION	RATE OF CHILD CASE WITH ZERO DISABILITY TO BE SUSTAINED
	0.11	0.28	0.74	0

ACHIEVEMENT IN ACD-RS							
KERALA	ENUMERATED POPULATION	POPULATION ELIGIBLE FOR SCREENING	SCREENED POPULATION	SUSPECTS REFERRED	SUSPECTS EXAMINED	CASES CONFIRMED	CASES STARTED MDT
	33796431	31419017	27539155	31864	25345	81	81

ACHIEVEMENT ELSA

NO. OF DERMATOLOGIST REGISTERED IN E-CANGREYAM •18	TOTAL NO. OF SKIN CONSULTATION DONE •112	TOTAL NO OF CASES PUT ON TREATMENT •7	TOTAL NO. OF CASES DETECTED •7
MCR CHAPPALS DISTRIBUTED •429	SELF CARE KITS DISTRIBUTED •379		

DISABILITY PREVENTION & MEDICAL REHABILITATION (DPMR)

RECONSTRUCTIVE SURGERIES (RCS) DONE
•9



New Screened

257818

New Cases

10268

Follow Up

272326

NCD Clinics

6535

Post Covid Clinics

1185

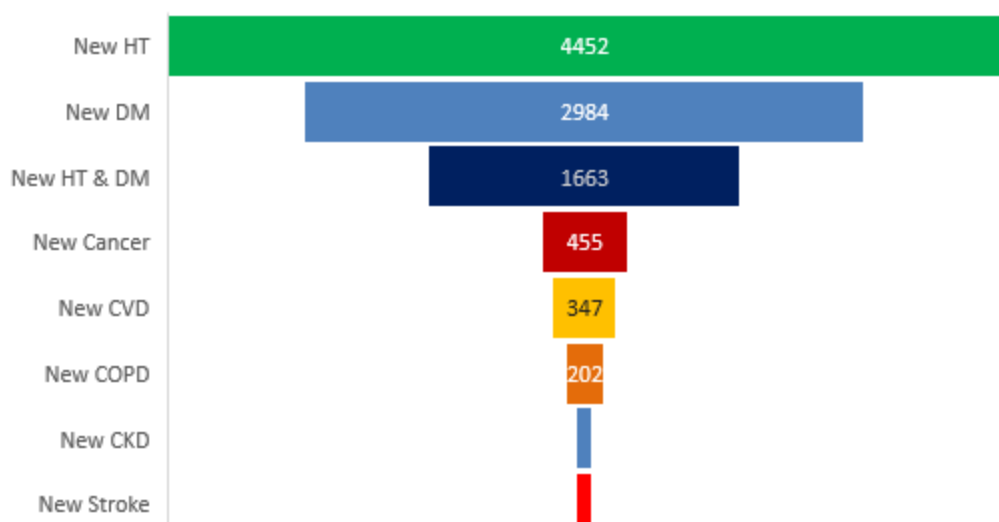
Post Covid Follow up

214391

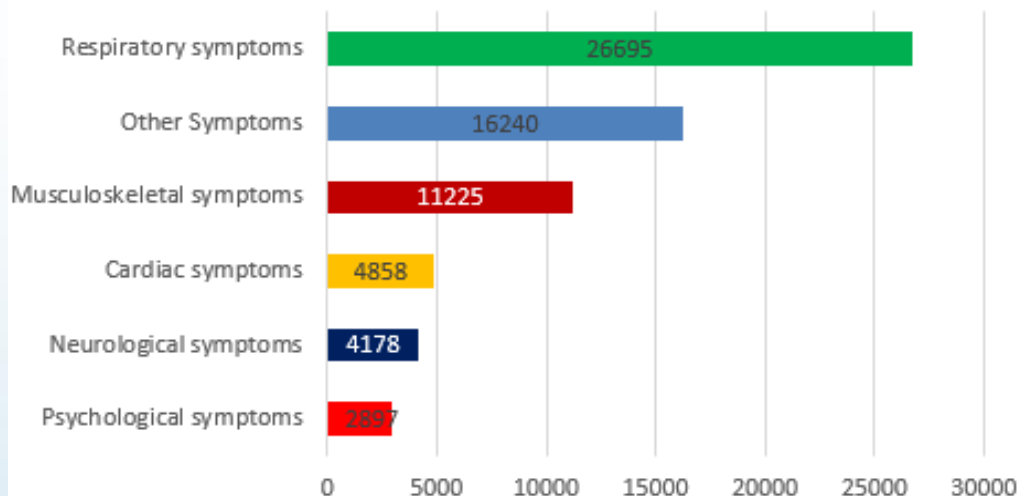
NCD Clinic

Post Covid Clinic

New Cases



Post Covid Symptoms



IHCI

Kerala

India Hypertension Control Initiative: June 2021 Report



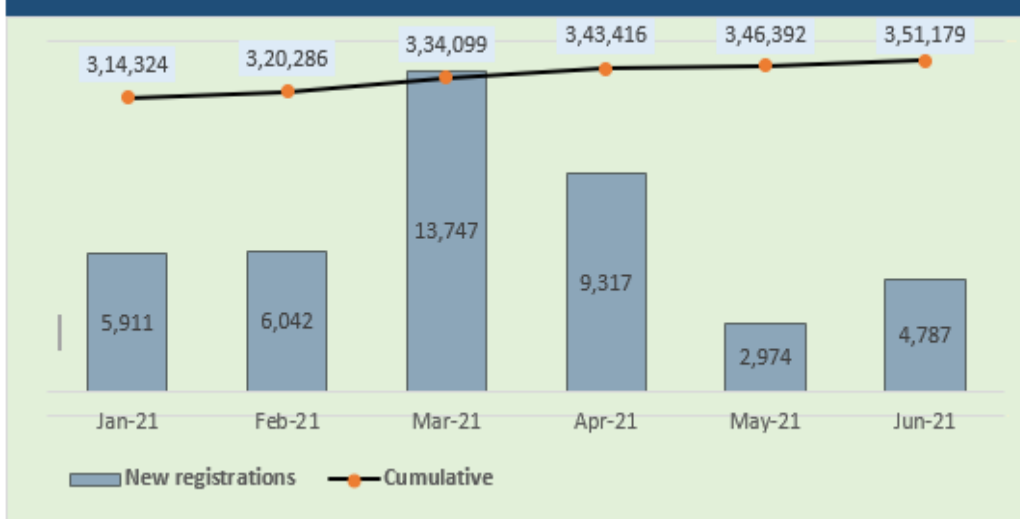
The project aims to reduce premature cardiovascular deaths by strengthening hypertension management and control using evidence-based strategies.

Current status:

Total registrations: **3,51,179** across **9** implementing districts (**10.2%** estimated adults with hypertension)

IHCI

IHCI Registrations- Cumulative and monthly (new and follow-ups)



Hypertension treatment outcomes

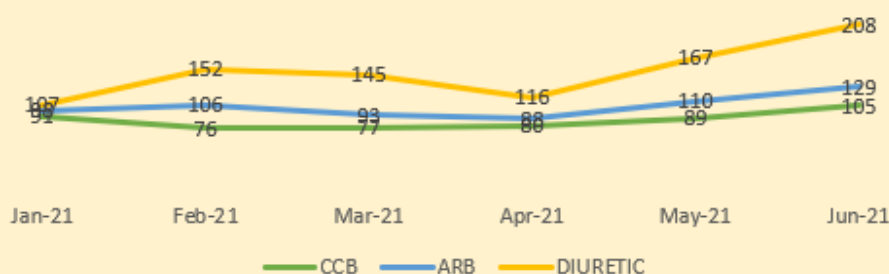
Treatment outcomes of patients registered in Q 4 (Oct-Dec 2020), measured in Q 1 (Jan-Mar 2021) (N=12,229) – reported in Apr 2021



Drug Availability

Hypertension protocol drugs availability

Anti hypertensive drug availability: last 6 months



High & Low performing districts

Best performance

District: Kannur
(Control rate: 46%, missed visits: 18%)

Lowest

District: Wayanad
(Control rate: 26%, missed visits: 51%)

Challenges

Progress Update

- 2020 Annual Report & Q 1 2021 Report completed in all 4 IHCI districts.
- Telephonic follow of registered NCD patients by IHCI team, to ensure continuity of treatment.
- Gradual expansion to facilities in new districts planned from July or August based on COVID situation

Challenges

- Registrations and Documentation has not yet started in full-fledged manner.
- Generation of annual outcome and quarterly outcomes is being a challenge as the registrations are around 1 lakh in most of the implementing districts.
- All facilities including PHCs are involved full time in COVID 19 Vaccination and Testing drives.
- Better planning for drug distribution to avoid facilities with <30 days stock.

National Tobacco Control Programme (NTCP)

FACT SHEET –August 2021

COTPA REPORT

Section 4

schools where statutory warnings displayed	8095
offices where statutory warnings displayed	20436
Fine Collected	29700
Number of person Booked	149
Total Number of anti-tobacco hoarding in public places	860
Total Number of anti-tobacco hoarding in public places	149
No.Hoardings Exhibited	860

Section 5

No. of persons booked	60
Fine Collected	802

Section 6 a

No. of persons booked	53
Fine Collected	1000

Section 6 b

No. of persons booked	36
-----------------------	----

KERALA TOBACCO QUIT LINE SERVICES

1000 Tobacco Quits In one year

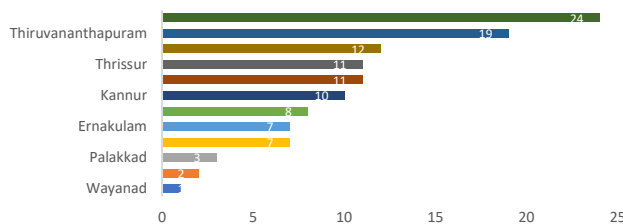
24/7

22 Average calls/day

QUIT SMOKING

Tele Counselling and assistance for tobacco cessation through **Disha 1056**

Tobacco Quit Line Users



INTIATIVES

- Introduced Kerala Tobacco Quitline Services
- Anti tobacco and substance abuse campaign and activities in collaboration with college PTA, college union, clubs and NSS units of colleges
- Enforcement activities like Yellow line Campaign
- Tobacco cessation center in 14 districts were strengthened by introducing pharmacotherapy
- DLCC held in all districts

CHALLANGES

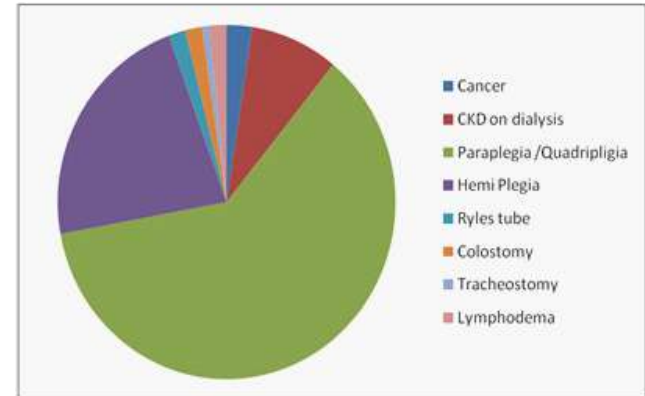
- Addressing smokeless tobacco usage among guest workers
- Illegal trade of tobacco products
- Film rules violation through online and social media

FACT SHEET ON ARIKE COMPREHENSIVE PALLIATIVE & GERIATRIC CARE PROGRAMME

PRIMARY CARE PROGRAMME

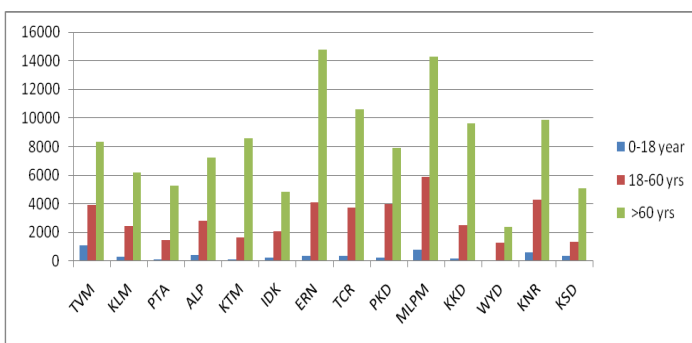
Total Amount approved / Expenditure	570 L/ 32.73 L	
Total No of Primary Units	1084	
Total number of Patients	229780	
New Registration	9548	
Total number of Home care	16274	
Total number of Patients visits in Home Care	132873	
Total number patients visited by Doctor	1493	
	Modern Medicine	Homeo
	872	478
		Ayurvedha
		143
Number of Community Volunteers attended the Home Care	5420	

CATEGORY OF PATIENT AT PRIMARY LEVEL



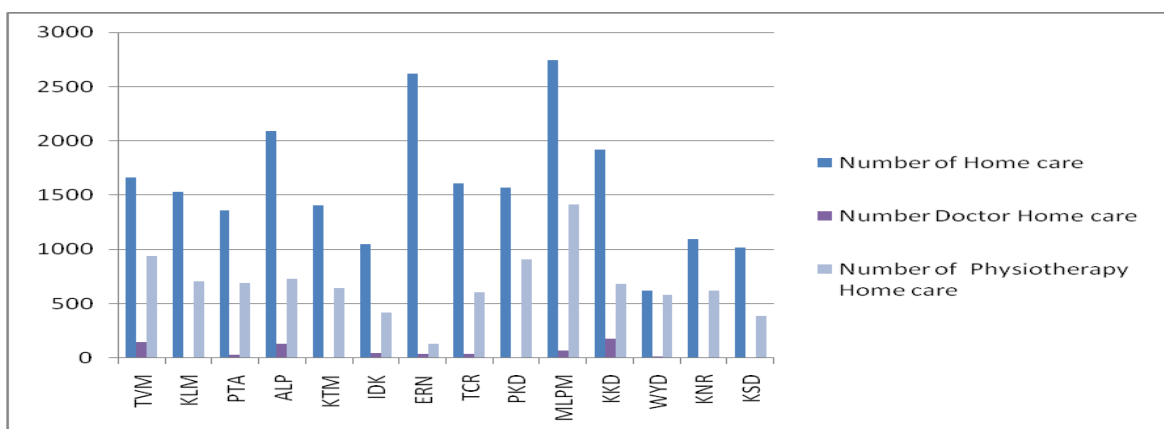
- Arike programme launched on 19th February 2021
- All the Grama Panchayath and Municipalities leading primary palliative home care programme support by PHC/FHC/CHC.
- All the CHCs and major hospitals leading secondary level palliative programme
- More than 300 NGOs /CBOs involved in community level palliative home care programme
- Massive involvement of Volunteers and community for the benefit of patients and family
- Home based care is the cornerstone of palliative care programmes

AGE WISE CATEGORY OF PATIENT



SECONDARY CARE PROGRAMME

Total No of Secondary units	213
Total number of Patients	34635
New Registration	1246
Total number of Home care	22296
Total number patients visited by Doctor	732
Total Number Patient Visit by Physiotherapist	9468



MENTAL HEALTH PROGRAMME FACT SHEET

**DMHP CLINICS
NEW CASES
11,077**

**SAMPOORNA MANASIKAROGYAM
NEW CASE DETECTION
18,102**

**ASWASAM CASES SCREENED
POSITIVE
11,166**

**TOTAL PSS CALLS
1,11,64,186**

ASWASAM

Screened: 59,898
Positives: 11,166

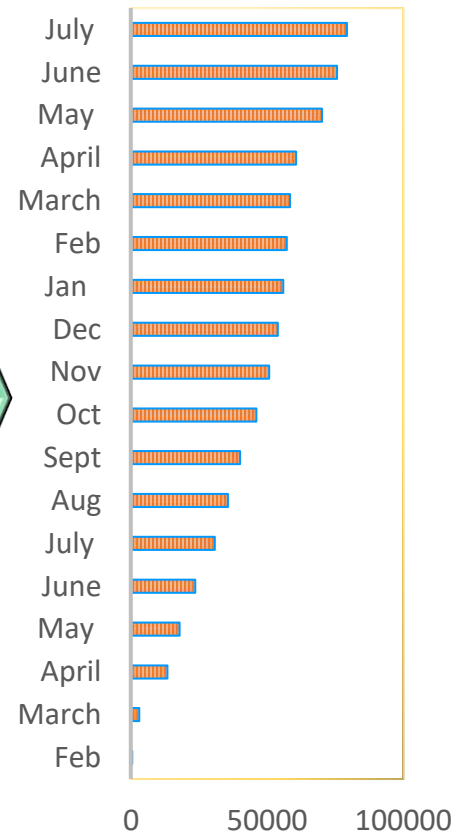
TARGETED INTERVENTIONS

SMA
FHC: 376
New Cases: 18,102
Total cases integrated into FHCs: 25,158

DMHP CLINICS 2020-21

- No: of Clinics- 3165
- New Cases: 11,077
- Follow Up: 1,61,324
- Primary Care Total: 65,585
- Total: 2,37,986

HELPLINE CALLS



- 59,30,627 persons in quarantine/isolation were given Psycho Social Support /Counselling calls
- 30,67,861 follow up calls with 1,20,501 counselling were given for those with psychological issues.
- 3,48,860 calls were given to vulnerable population.
- Psycho Social Support calls were given to 8,61,099 school children, with 90,388 of them given counselling.
- Post Covid call (20th day) Till date 8,10,585 persons have been called in this regard.
- 8291 Health Personnel were given Stress Management sessions in 151 batches.
- 64,194 Health Personnel were called to give psychological support.
- A Suicide Prevention Campaign- 'Jeevaraksha' was launched to specifically address the issue of suicides. 5218 Personnel were trained in 89 batches.

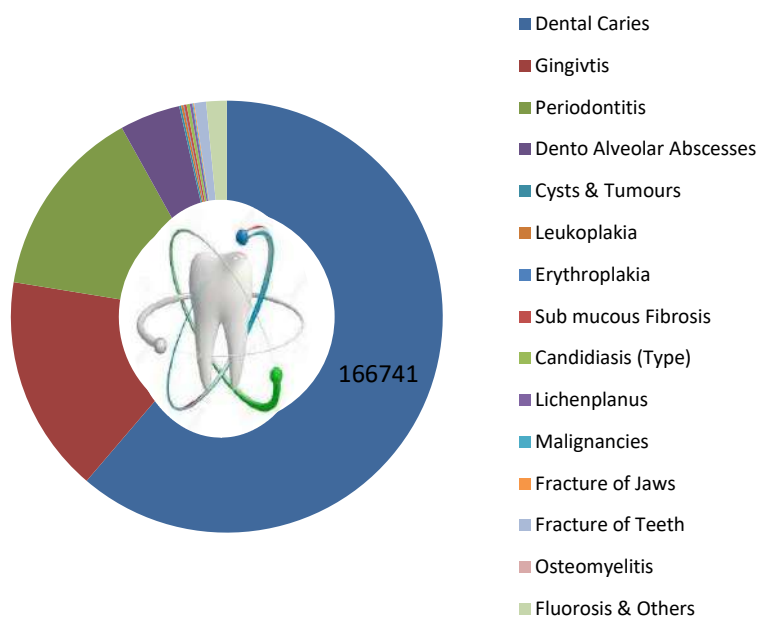
PSYCHO SOCIAL SUPPORT (PSS)



Fact Sheet of National Oral Health Programme (NOHP)

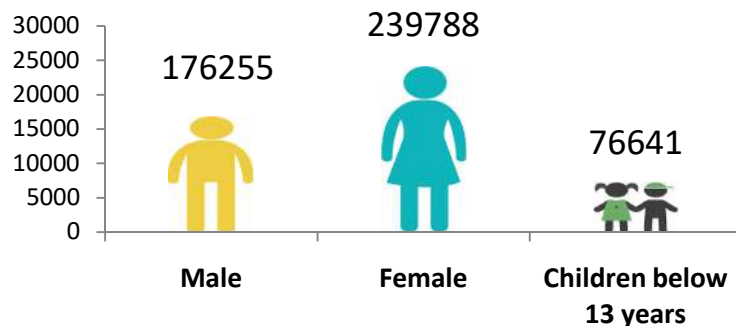
COMMON DENTAL FINDINGS-

Dental Caries	166741
Gingivitis	50356
Periodontitis	48084
Dento Alveolar Abscesses	15936
Cysts & Tumours	1334
Leukoplakia	650
Erythroplakia	73
Sub mucous Fibrosis	499
Candidiasis (Type)	504
Lichenplanus	571
Malignancies	225
Fracture of Jaws	198
Fracture of Teeth	2103
Osteomyelitis	64
Fluorosis & Others	3497
Denture Fibroma	152
Mucocele	208



492684

Total no. of patients treated during 2020-2021

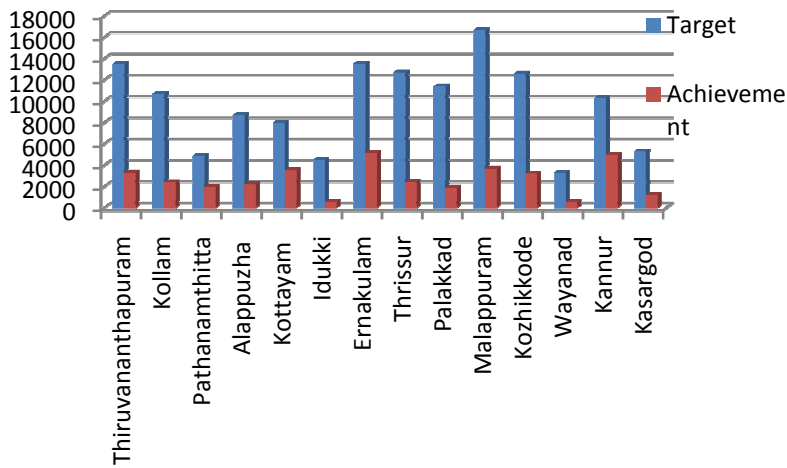


TREATMENT PROCEDURES (ORAL SURGERY)	47283
CONSERVATIVE PROCEDURES	28543
PERIODONTIC PROCEDURES	2062
PROSTHODONTIC PROCEDURES	1248
ORTHODONTIC PROCEDURES	1312
PAEDODONTIC PROCEDURES	13123
RADIOLOGY	21548
OUT REACH ACTIVITIES	246

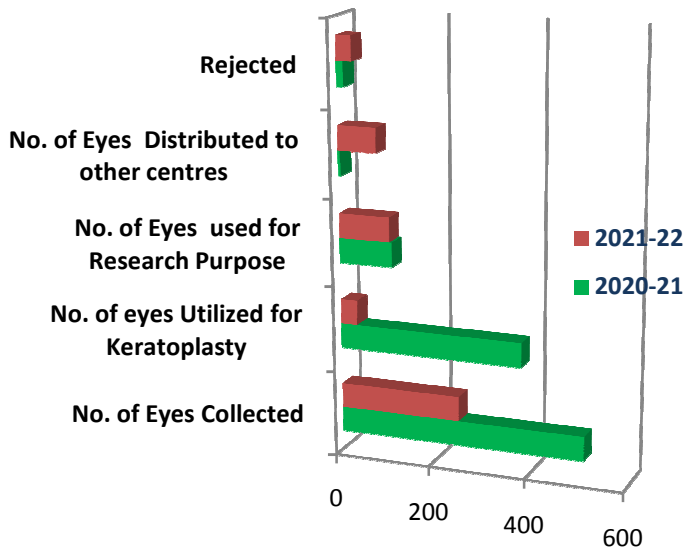
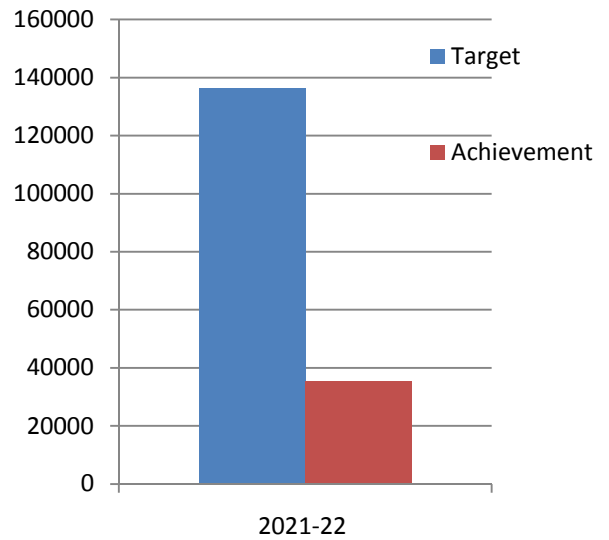
National Programme for Control of Blindness and Visual Impairment

Cataract Surgeries 2021-22

District Level



State Level



Eye Bank Performance		
Year	2020-21	2021-22
No. of Eyes Collected	509	250
No. of eyes Utilized for Keratoplasty	380	34
No. of Eyes used for Research Purpose	110	105
No. of Eyes Distributed to other centres	5	80
Rejected	14	31

Supply of Spectacles	
School Children	478
Old age Person	5468

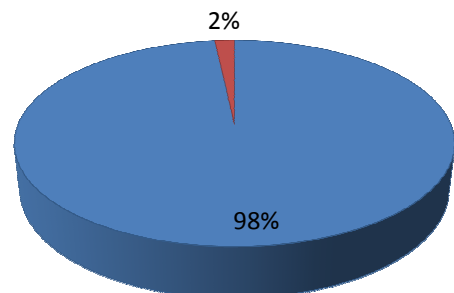
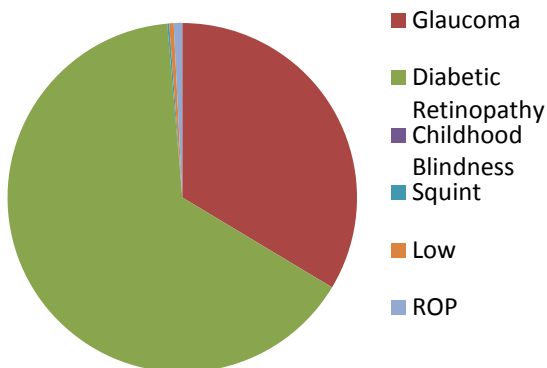
Other Eye Diseases 2021-22	
Glaucoma	923
Diabetic Retinopathy	1786
Childhood Blindness	0
Squint	5
Low	11
ROP	22

ROP 2021-22:

Total amount approved including routine activities:
Rs : 1263.30 Lakhs

Expenditure upto 31.07.2021
Rs 21.93 Lakhs

■ Total amount approved including routine activities:
■ Expenditure upto 31.07.2021:



NATIONAL PROGRAMME FOR PREVENTION AND CONTROL OF DEAFNESS - NPPCD



Basic Information

Year of Implementation : 2015

No. of Institution covered

- 14 (DNC-1 per district)
- 28 (Phase 1 - TH/THQH)
- 19 (Phase-2 - TH/THQH)
- 6 (Phase-3 - TH/THQH)

Equipments Details

Supply in progress

1. BERA Room (9) and Speech Therapy Room(4) - DNCs
2. Sound Treated Cubicle (28) - Phase-1
3. Tympanometer (28) – Phase-1

Administrative Sanction given

1. Pure Tone Audiometer(3) – Phase 3
2. Micro Ear Surgery Instruments(10) – Phase 3
3. Sound treated Cubicle (19) – Phase 2
4. Tympanometer(19) – Phase 2

Expenditure

Utilised (Orange) Unutilised (Blue)



ROP Approval – Rs 384.58 Lakhs

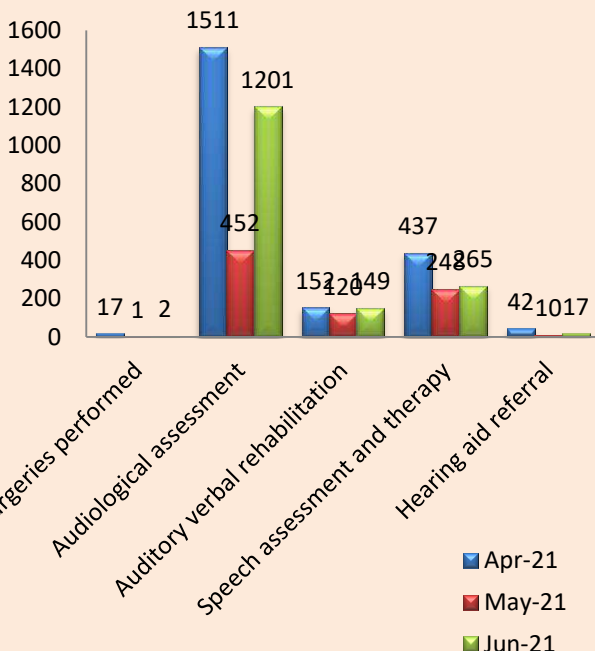
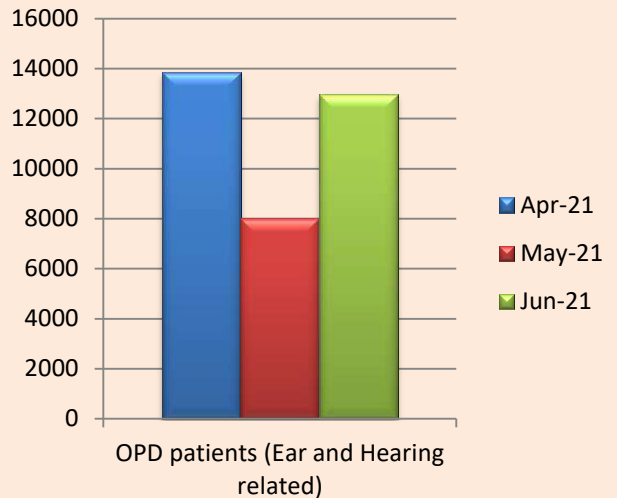
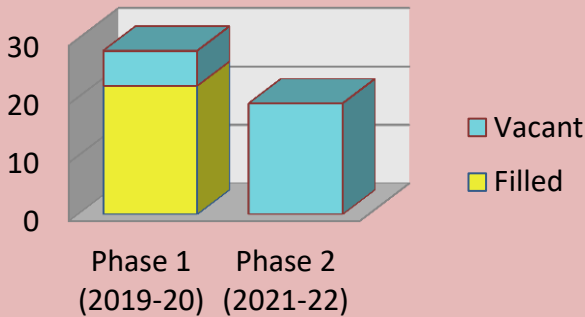
Ear Care Screening Camps @ selected H&WCs
- Rs 10.08 Lakhs

Procurement of Equipments – Rs 269.50 Lakhs

IEC/BCC – Rs 48 lakhs

Recruitment of Audiologists - Rs 57 lakhs

Audiologist in Extension Centers



Constraints

1. BERA room for District Centres – work interrupted due to cost escalation from 3L to 4.13L. (Additional funds of Rs 21 Lakhs is required)
2. Office space not allotted at district level
3. DEO at state level not appointed after 2016
4. District level DEOs not yet allocated
5. HR Vacancies, Audiologist (6 Nos), Audiometric Assistant (4 Nos) and Instructor for Young Hearing Impaired (4 Nos) in the districts from last year yet to be filled.

Fact Sheet

NATIONAL VIRAL HEPATITIS CONTROL PROGRAM ദേശീയ വൈറൽ ഹെപ്പറ്റൈറ്റിസ് നിയന്ത്രണ പരിപാടി



Hepatitis B Month wise report of Screened, Positive & Added to Treatment

Sl.No	21-Apr			21-May			21-Jun		
	Screened	Positive	Added to Treatment	Screened	Positive	Added to Treatment	Screened	Positive	Added to Treatment
TVM	1359	23	46	349	5	13	545	11	31
KLM	624	5	1	225	3	0	565	7	0
PTA	356	17	2	265	1	4	462	9	1
ALP	1504	8	2	383	1	2	965	6	2
KTM	1144	7	9	509	5	13	1040	11	7
IDK	307	0	0	189	2	0	294	2	0
EKM	959	5	0	413	2	0	510	7	0
TSR	2220	4	5	1100	4	0	1744	5	3
PKD	377	1	4	50	0	0	92	2	2
MLP	1073	2	0	683	1	0	512	0	0
WYD	225	1	0	187	1	0	273	5	0
KKD	712	12	0	297	1	1	3263	6	0
KNR	2202	8	1	1760	9	2	2089	5	3
KSD	337	3	1	470	0	0	553	1	0
Total	13399	96	71	6880	35	35	12907	77	49

Hepatitis C Month wise report of Screened, Positive & Added to Treatment

Sl.No	21-Apr			21-May			21-Jun		
	Screened	Positive	Added to Treatment	Screened	Positive	Added to Treatment	Screened	Positive	Added to Treatment
TVM	1322	9	12	342	1	2	534	2	8
KLM	618	3	0	206	0	0	358	0	0
PTA	30	0	0	165	0	0	0	0	0
ALP	1499	12	5	385	0	6	964	2	2
KTM	1247	6	0	567	1	1	1109	2	0
IDK	272	0	0	161	0	0	261	0	0
EKM	926	5	0	412	1	0	482	1	0
TSR	2218	3	1	1091	2	0	1771	2	10
PKD	376	2	0	66	0	0	84	0	1
MLP	902	0	0	673	1	0	490	0	0
WYD	195	0	0	176	0	0	261	0	0
KKD	703	3	2	241	3	4	423	4	2
KNR	2145	3	0	1643	3	0	2104	2	0
KSD	79	0	0	85	0	0	412	0	0
Total	12532	46	20	6213	12	13	9253	15	23

NVHCP Treatment Centres Functioning Status

Sl No	District	Name of Treatment Centre	Functioning / Not Functioning	Remarks
1	Thiruvananthapuram	Govt Medical College Trivandrum	Functioning	COVID Hospital
1	Thiruvananthapuram	General Hospital Trivandrum	Functioning	COVID Hospital
2	Kollam	District Hospital Kollam	Not Functioning	COVID Hospital
3	Kollam	Govt Medical College Kollam	Functioning	COVID Hospital
4	Pathanamthitta	General Hospital Adoor	Functioning	COVID Hospital
5	Alappuzha	General Hospital Alappuzha	Functioning	COVID Hospital
6	Alappuzha	Govt Medical College Alappuzha	Functioning	COVID Hospital
7	Kottayam	General Hospital Kottayam	Functioning	COVID Hospital
8	Kottayam	Govt Medical College Kottayam	Functioning	COVID Hospital
9	Idukki	District Hospital Thodupuzha	Functioning	No Treatment Started
10	Idukki	Govt Medical College Idukki	Not Functioning	Not Started
11	Ernakulam	General Hospital Muvattupuzha	Functioning	No Treatment Started
12	Ernakulam	Govt Medical College Ernakulam	Functioning	COVID Hospital
13	Thrissur	General Hospital Thrissur	Functioning	No Treatment Started
14	Thrissur	Govt Medical College, Thrissur	Functioning	COVID Hospital
15	Palakkad	District Hospital, Palakkad	Functioning	COVID Hospital
16	Palakkad	Govt Medical College, Palakkad	Not Functioning	Not Started, Academic Section only
17	Malappuram	District Hospital, Perinthalmanna	Functioning	
18	Malappuram	Govt Medical College, Malappuram	Not Functioning	No Treatment Started
19	Wayanad	General Hospital, Kalpetta	Functioning	No Treatment Started
20	Kozhikode	General Hospital, Kozhikode	Functioning	COVID Hospital
21	Kozhikode	Govt Medical College, Kozhikode	Functioning	COVID Hospital
22	Kannur	District Hospital, Kannur	Functioning	
23	Kannur	Government Medical College, Kannur	Functioning	COVID Hospital
24	Kasargod	General Hospital Kasargod	Functioning	
Total Number of Treatment Centres				25
Total Number of Treatment Centres Started				24
Total Number of Treatment Centres Functioning				21
Total Number of Treatment Centres Not Functioning				4
Total Number of Treatment Centres Functioning but no Treatment Started				5
Total Number of Treatment Centres Functioning with COVID Hospital				14
Total Number of Treatment Centres Functioning with Non COVID Hospital				2

'World Hepatitis Day' Observed on July 28th 2021.

Financial Achievement

Particulars	Amount (Rs. In lakhs)
Total ROP 2021-22 Approved	308.155
Administrative Sanction issued for IEC/BCC activities	34
Administrative Sanction for procurement of Hepatitis B & C test kits (file is being processed)	46.375



National Rabies Control Programme

National Rabies Control Programme (NRCP)


FACT SHEET

516 Health institutions having the facility to give Anti Rabies Vaccine &
34 Health institutions having the facility to give Anti Rabies Serum.

Monthly Animal Bite Report for 2021-22.

Sl. No.	Districts	APRIL		May		June	
		Dog Bite Cases	Cat Bite Cases	Dog Bite Cases	Cat Bite Cases	Dog Bite Cases	Cat Bite Cases
1	Thiruvananthapuram	2479	2058	1470	1485	1974	1661
2	Kollam	1792	1840	1215	1330	1479	1645
3	Pathanamthitta	819	297	677	585	805	692
4	Alappuzha	1290	1407	755	930	1107	1293
5	Kottayam	825	1333	605	970	874	1098
6	Idukki	792	207	491	139	0	0
7	Ernakulam	1820	2349	1213	1812	1534	2355
8	Thrissur	878	1240	687	938	819	1399
9	Palakkad	2540	1871	1838	1816	1809	1688
10	Malappuram	703	3336	466	2867	583	3744
11	Kozhikkode	1244	3118	881	3002	888	2459
12	Wayanad	500	577	375	468	421	612
13	Kannur	1484	2887	978	2245	1067	2557
14	Kasargode	803	829	590	666	656	752
Total		17969	23349	12241	19253	14016	21955

- World Rabies Day Will be Observed on September 28th 2021.



Financial Achievement

Total ROP 2021-22 Approved - 27.26

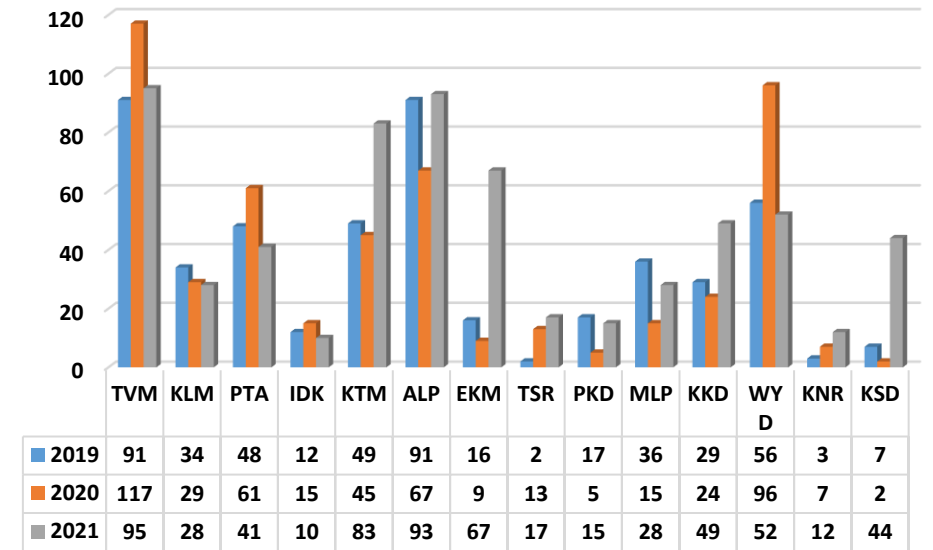
No Administrative Sanction issued

FACT SHEET-Programme for prevention and control of Leptospirosis(PPCL)

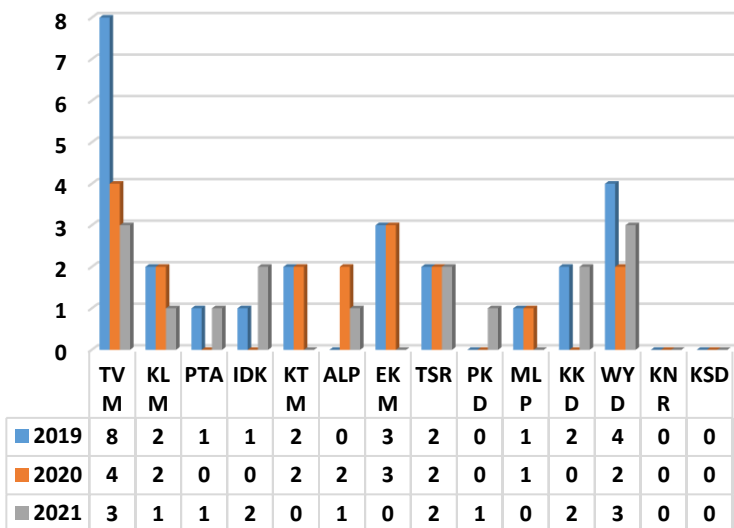
LEPTOSPIROSIS CONFIRMED& SUSPECTED

District	CONFIRMED LEPTOSPIROSIS (Jan - Aug 10)						District	SUSPECTED LEPTOSPIROSIS (Jan - Aug 10)					
	2019		2020		2021			2019		2020		2021	
	C	D	C	D	C	D		C	D	C	D	C	D
TVM	91	8	117	4	95	3	TVM	62	9	35	17	32	14
KLM	34	2	29	2	28	1	KLM	25	7	18	3	10	3
PTA	48	1	61	0	41	1	PTA	40	3	66	9	42	7
IDK	12	1	15	0	10	2	IDK	22	1	19	0	26	4
KTM	49	2	45	2	83	0	KTM	54	0	77	6	100	9
ALP	91	0	67	2	93	1	ALP	124	0	123	0	164	2
EKM	16	3	9	3	67	0	EKM	93	0	151	3	202	10
TSR	2	2	13	2	17	2	TSR	14	0	75	1	32	1
PKD	17	0	5	0	15	1	PKD	29	2	26	5	62	5
MLP	36	1	15	1	28	0	MLP	40	1	44	2	34	3
KKD	29	2	24	0	49	2	KKD	118	3	92	4	110	12
WYD	56	4	96	2	52	3	WYD	95	1	176	5	124	5
KNR	3	0	7	0	12	0	KNR	13	0	25	2	40	0
KSD	7	0	2	0	44	0	KSD	13	0	15	0	28	2
Total	491	26	505	18	634	16	Total	742	27	942	57	1006	77

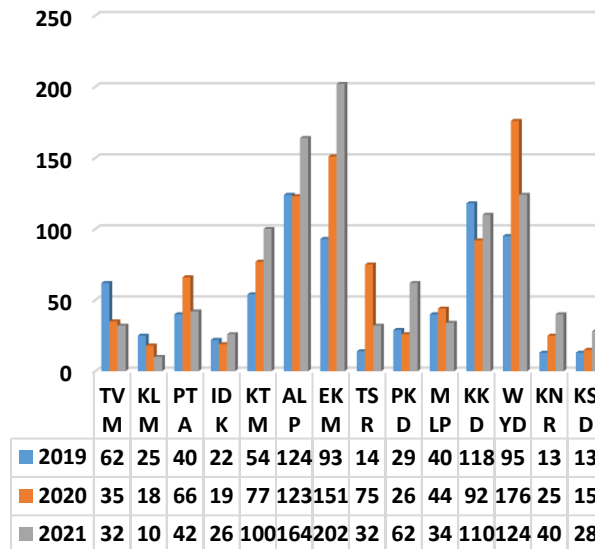
CONFIRMED LEPTOSPIROSIS (Jan - Aug 10)



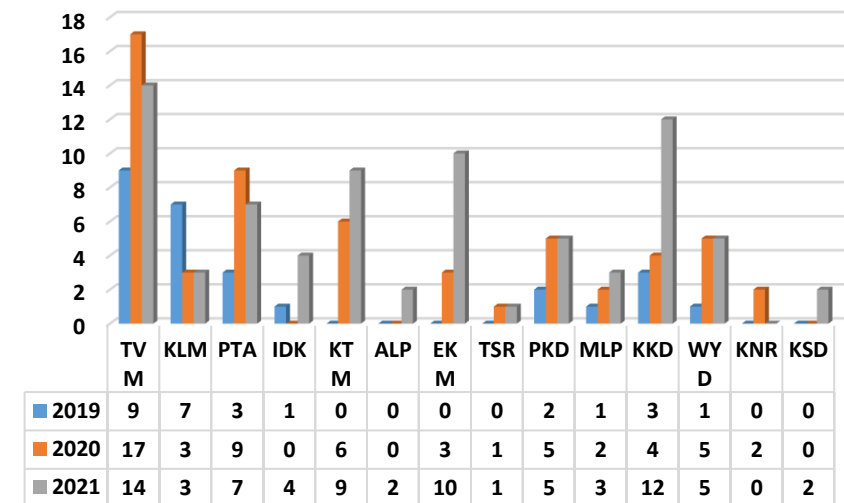
CONFIRMED LEPTOSPIROSIS DEATH (Jan - Aug 10)



PROBALBE LEPTOSPIROSIS (Jan - Aug 10)



PROBABLE LEPTOSPIROSIS DEATH (Jan - August 10)



National Programme for Climate Change & Human Health (NPCCHH)

FACTSHEET AUGUST

Vision and Goal

Overall Vision:

• Strengthening of healthcare services for all the citizens of the state especially vulnerable like children, women, elderly, tribal and marginalized population against climate sensitive illnesses.

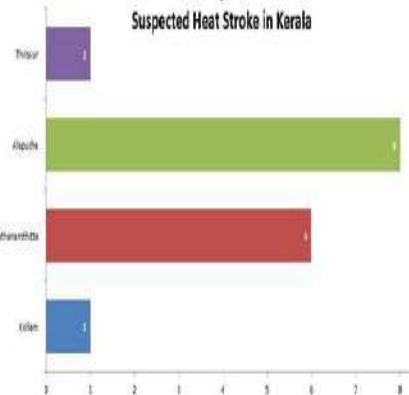
Goal:

• To reduce morbidity, mortality, injuries health vulnerability and support health adaptation to climate variability and extreme weathers

Objective

To strengthen health care services against adverse impact of climate change on health.

- Building Climate resilient Health care System
- Addressing Climate Sensitive Illness - Both Communicable & Non communicable



Major Activities during July 2021

- ♦ WHO Call for case studies on climate change and health - submitted 2 case studies from the State.
 - Building Climate Resilient "Pozhuthana Family Health Center"
 - e-health - An initiative to climate-proof medical records
- ♦ Kerala was Selected to present its activities in National Webinar conducted by MoHFW in connection with World Environment Day Observation
- ♦ Preliminary Draft of Training Module for Health care workers (Malayalam) prepared
- ♦ Climate Resilient & Ecofriendly Health Care Initiative - Preliminary Consultative Meeting with State Quality Division & other stakeholders held
- ♦ Detailed Training Plan prepared

Planned Activities in August 2021

Release of State Action Plan

Finalization & Release of Training Module for Health care Workers

ToT for District Programme Officers

Drafting Guidelines for Vulnerability Assessment of Health care facilities

OUR HEALTH OUR RESPONSIBILITY

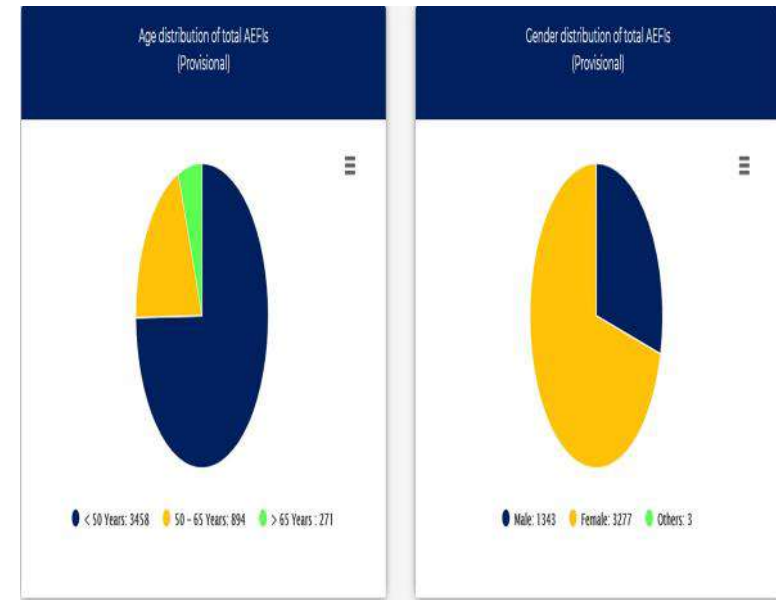


Fact sheet-AEFI

1. COVID 19 Vaccination

District	Total No of AEFI Safe vac	Total no of Minor Cases Safe Vac	Total no of severe Cases Safe Vac	Total no of serious Safe Vac	Cases to be investigate	Total cases done state CA
Alappuzha	395	366	9	20	29	10
Ernakulam	147	137	0	10	10	0
Idukki	256	251	1	4	5	0
Kannur	1183	1160	10	13	23	0
Kasaragod	69	65	1	3	4	0
Kollam	163	144	6	13	19	0
Kottayam	209	202	0	7	7	0
Kozhikode	251	233	9	9	18	0
Malappuram	204	192	2	10	12	0
Palakkad	787	768	2	17	19	3
Pathanamthitta	36	27	1	8	9	4
Thiruvananthapuram	179	146	9	24	33	10
Thrissur	459	420	6	33	39	5
Wayanad	264	246	2	16	18	0
Kerala	4602	4357	58	187	245	32

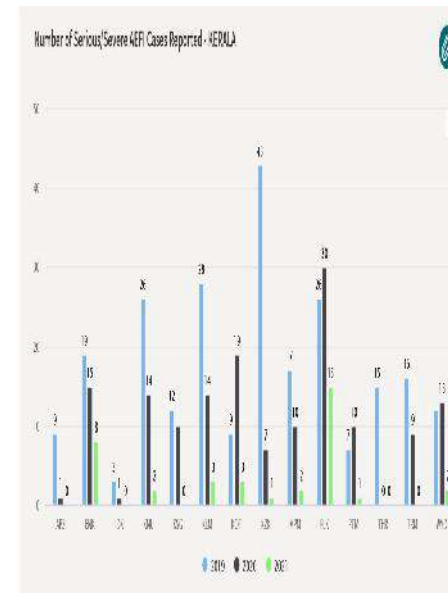
2. Analysis-Covid 19 Vaccination AEFI




3. UIP AEFI

	AEFI reported 2017	AEFI reported 2018	AEFI reported 2019	AEFI reported 2020	AEFI reported 2021
Alappuzha	1	18	9	1	0
Ernakulam	18	14	19	15	9
Idukki	6	3	3	1	0
KOZHIKKODE	39	56	43	7	1
Kannur	9	21	26	14	2
Kasaragod	4	2	12	10	0
Kollam	41	33	28	14	4
Kottayam	75	26	9	19	3
Malappuram	6	15	17	10	2
Palakkad	23	15	26	30	15
Pathanamthitta	15	13	7	10	1
Thiruvananthapuram	0	15	16	9	0
Thrissur	40	14	15	0	0
Wayanad	0	5	12	13	2
Kerala	277	250	242	153	39

4. Analysis-UIP AEFI



5. REPORTING Status – UIP AEFI


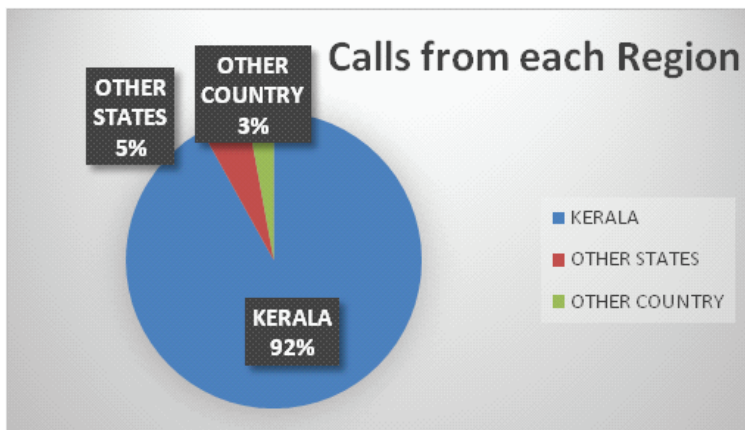
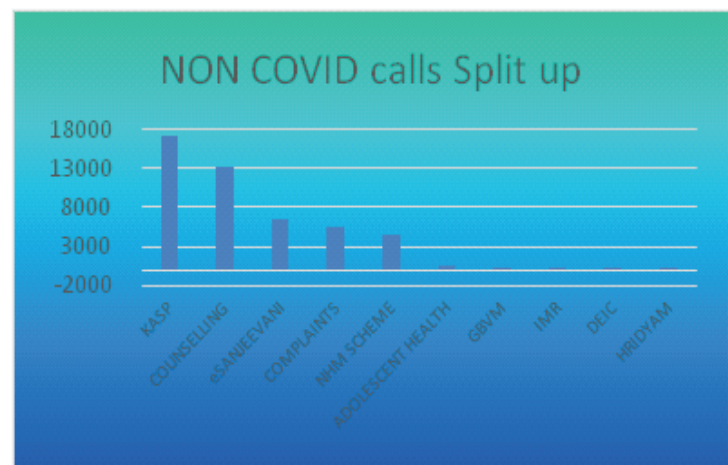
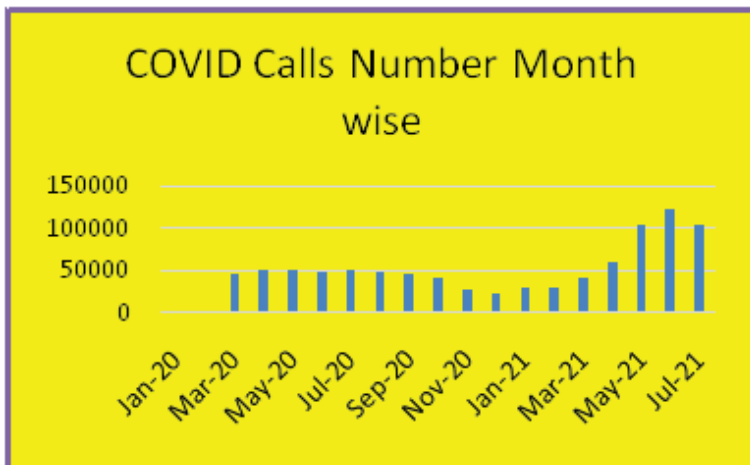


DISHA 1056

HEALTH DEPARTMENT -
TELECOUNSELING AND HELPLINE SERVICES

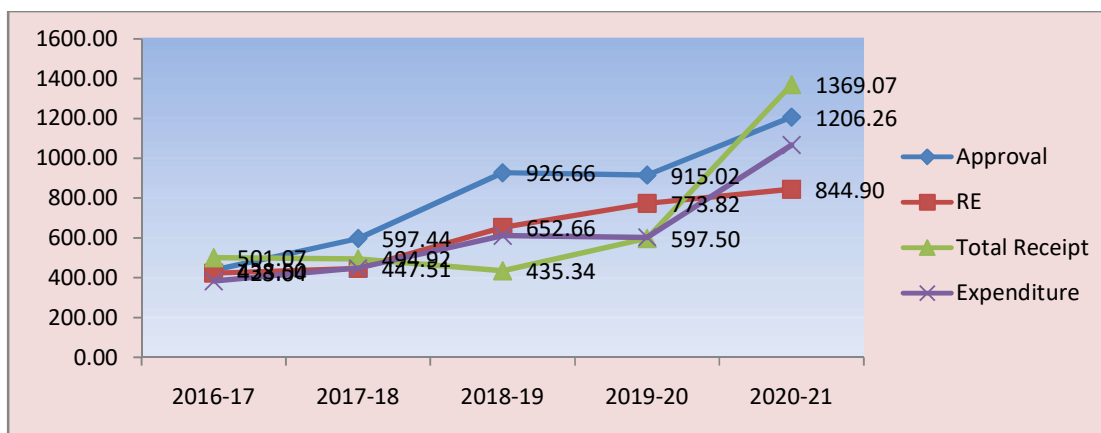


*Helping Keralites in the State...and globally !
Now accessible on 104, and 0471-255 2056 too*

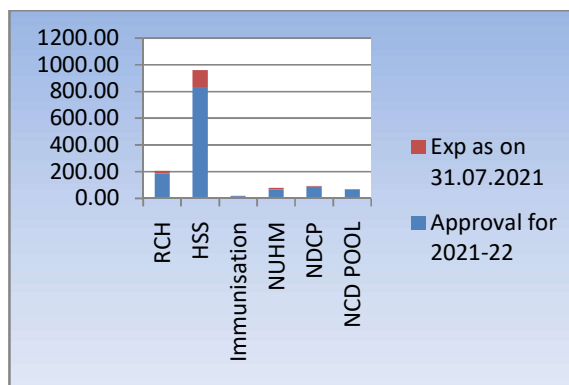


NHM-Financial Status

NHM Fund status (Last 5 Years) (Rs in crores)				
Year	Approval	RE	Receipt	Expenditure
2016-17	438.50	423.04	501.07	383.51
2017-18	597.44	447.51	494.92	448.49
2018-19	926.66	652.66	435.34	611.49
2019-20	915.02	773.82	597.50	603.20
2020-21	1206.26	844.90	1369.07	1066.12

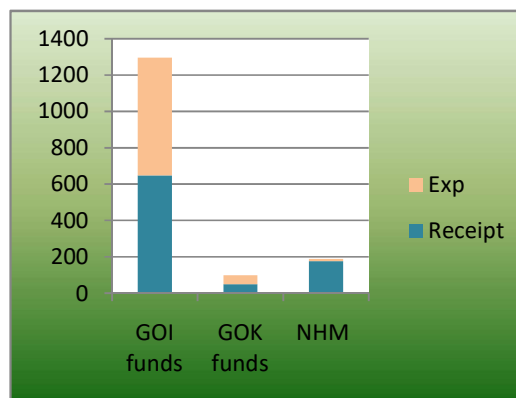


NHM 2021-22 (Rs in crores)			
Activity head	Approval	Exp as on 31.07.2021	%
RCH	187.01	19.16	10
HSS	831.93	128.62	15
Immunisation	17.68	2.23	13
NUHM	68.52	10.43	15
NDCP	87.56	6.30	7
NCD POOL	66.85	0.35	1
Total	1259.56	167.10	13



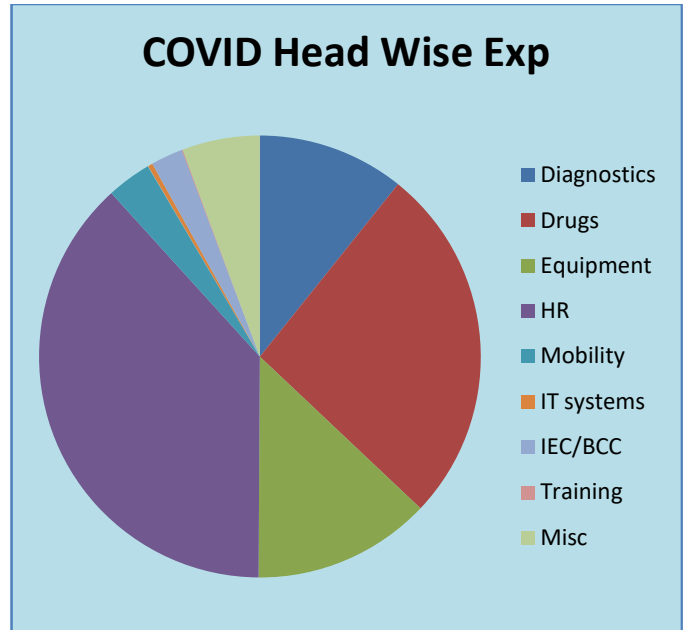
COVID Package funds –ECRP-Phase I (Rs in crores)

Year	Receipt GOI	Receipt GOK	Total Receipt	Expenditure
2019-20	74.21	49.47	123.68	123.68
2020-21	573.96	(100% CSS)	573.96	573.96
Uncommitted NHM funds taken for COVID			176.03	12.82
Total	648.17	49.47	873.67	710.46 (81%)

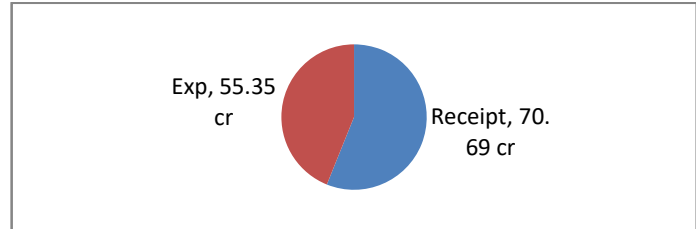


COVID Head wise Expenditure

FMR code	Activity Head	Total Expenditure (Rs. In lakhs)
B.31.1	Diagnostics including sample transport	7632.20
B.31.2	Drugs and supplies including PPE and masks	18691.14
B.31.3	Equipment /facilities for patient care including support for ventilators	9272.68
B.31.4	Temporary HR	27105.33
B.31.5	Mobility Support	2337.71
B.31.6	IT systems including hardware and software etc.	260.06
B.31.7	IEC/BCC	1650.08
B.31.8	Training	56.71
B.31.9	Misc (which could not be accounted for in B31.1 to B31.7)	4039.68
	Total	71045.59



COVID SDRF Funds		
Year	Receipt	Expenditure
2020-21	50.69	50.69
2021-22	20	4.66
Total	70.69	55.35 (78%)



SI no	Particulars	Amount in lakhs
1	Minor Infrastructure Modifications for setting of isolation and quarantine facilities, CFLTC – Medical	1401.11
2	Control room and call centre	391.30
3	Surveillance unit Strengthening	699.25
4	IEC /BCC and Training	84.53
5	Enforcement	6.53
6	Logistics Management	1540.38
7	Sample collection and Management	329.26
8	Food Expense to the patients on Covid 19 treatment and Isolation	990.16
9	Documentation & Stationery	47.73
10	Airport and Seaport management(Railway Station)	45.12
	Total	5535.37

