



NATIONAL HEALTH MISSION

FACT SHEET

SEPTEMBER 2021

MATERNAL HEALTH FACT SHEET SEP-21

Fact Sheet -2

Issue 01/10/21

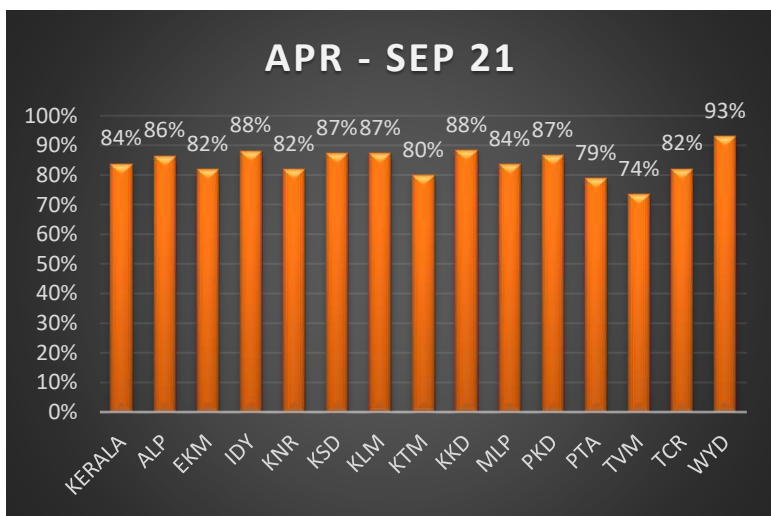
1. Trimester Wise Pregnant Woman registration (APRIL-21 to SEP-21)

District	Registered Count	I Trimester	
		Count	%
KERALA	192963	161600	84%
Alappuzha	8944	7732	86%
Ernakulam	13865	11336	82%
Idukki	5740	5059	88%
Kannur	15649	12825	82%
Kasaragod	10145	8841	87%
Kollam	12284	10731	87%
Kottayam	7855	6272	80%
Kozhikode	18513	16360	88%
Malappuram	39177	32744	84%
Palakkad	17073	14798	87%
Pathanamthitta	4713	3717	79%
Thiruvananthapuram	17171	12635	74%
Thrissur	16086	13203	82%
Wayanad	5748	5347	93%

2. Trimester Wise Pregnant Woman registration (SEP-21)

District	Registered Count	I Trimester	
		Count	%
KERALA	35506	30110	85%
Alappuzha	1553	1341	86%
Ernakulam	2760	2267	82%
Idukki	1030	919	89%
Kannur	2965	2426	82%
Kasaragod	2000	1750	88%
Kollam	2184	1926	88%
Kottayam	1449	1146	79%
Kozhikode	3590	3165	88%
Malappuram	7614	6394	84%
Palakkad	3167	2696	85%
Pathanamthitta	843	637	76%
Thiruvananthapuram	2561	2186	85%
Thrissur	2680	2230	83%
Wayanad	1110	1027	93%

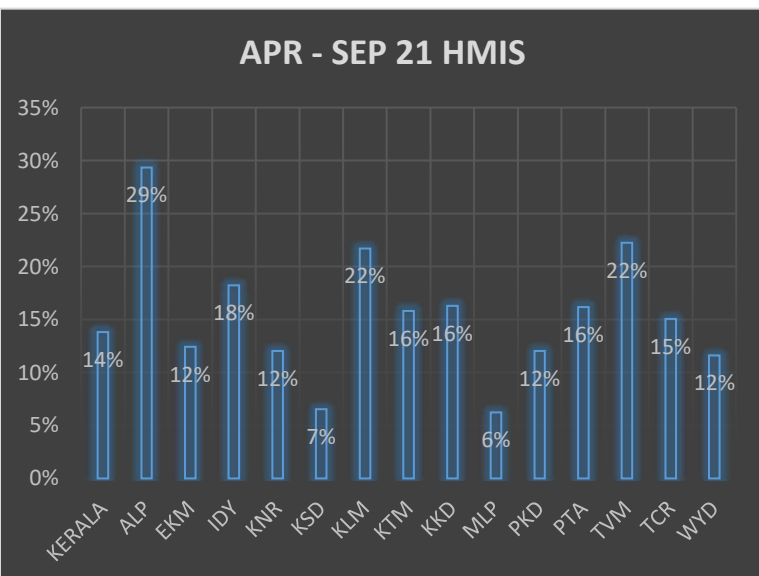
4. 1st Trimester Wise Pregnant Woman registration - HMIS Portal



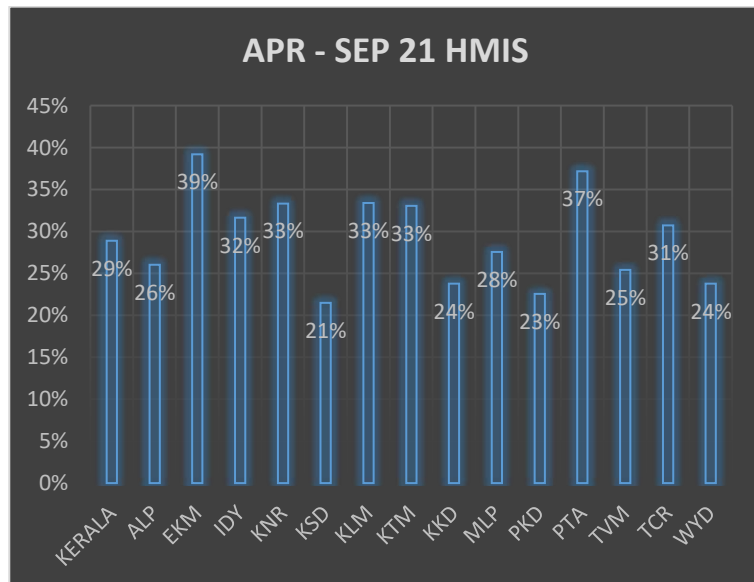
5. 1st Trimester Wise Pregnant Woman registration- HMIS Portal

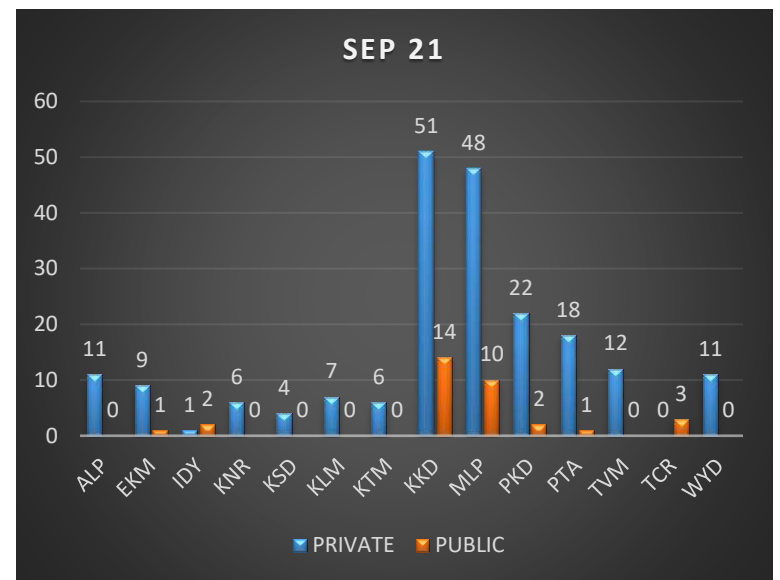
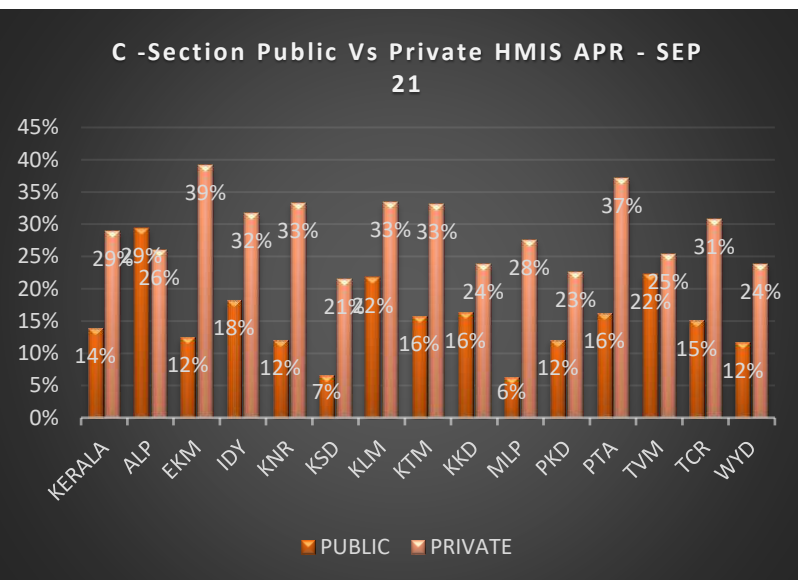


5. % of C-Section performed Public out of total institution delivery

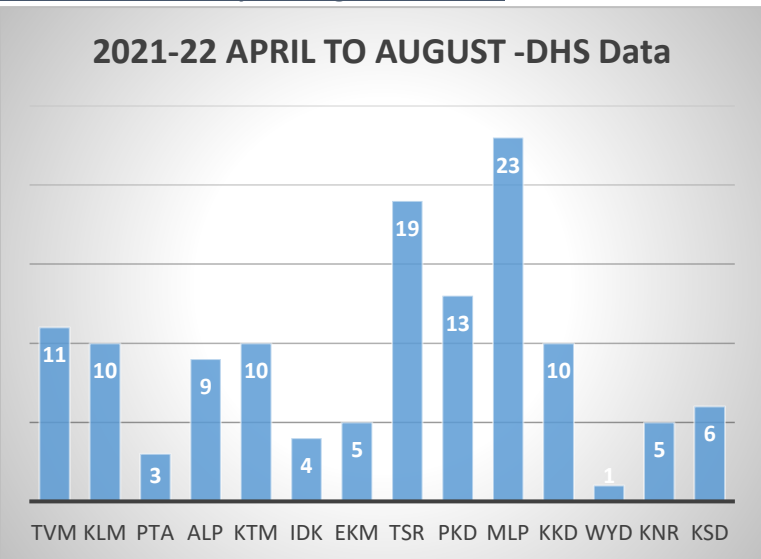


6. % of C-Section performed Private out of total institution delivery

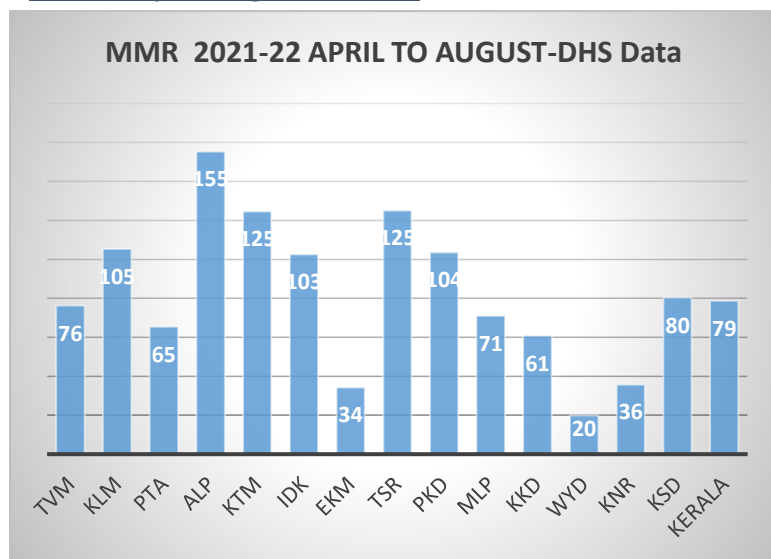




7. Maternal death April –Aug 21-DHS data



8. MMR -April –Aug 21-DHS data



I'm pregnant. How can I protect myself against COVID-19?

- Wash your hands frequently
- Avoid touching your eyes, nose and mouth
- Put space between yourself and others
- Cough or sneeze into your bent elbow or a tissue

If you have fever, cough or difficulty breathing, seek care early. Call beforehand, and follow medical advice.

World Health Organization #COVID19 #CORONAVIRUS

Women with COVID-19 can breastfeed if they wish to do so. They should:

- Practice respiratory hygiene and wear a mask
- Wash hands before and after touching the baby
- Routinely clean and disinfect surfaces

World Health Organization #COVID19 #CORONAVIRUS

Fact Sheet – RBSK & Child Health - September 2021

Program Goals and Objective:

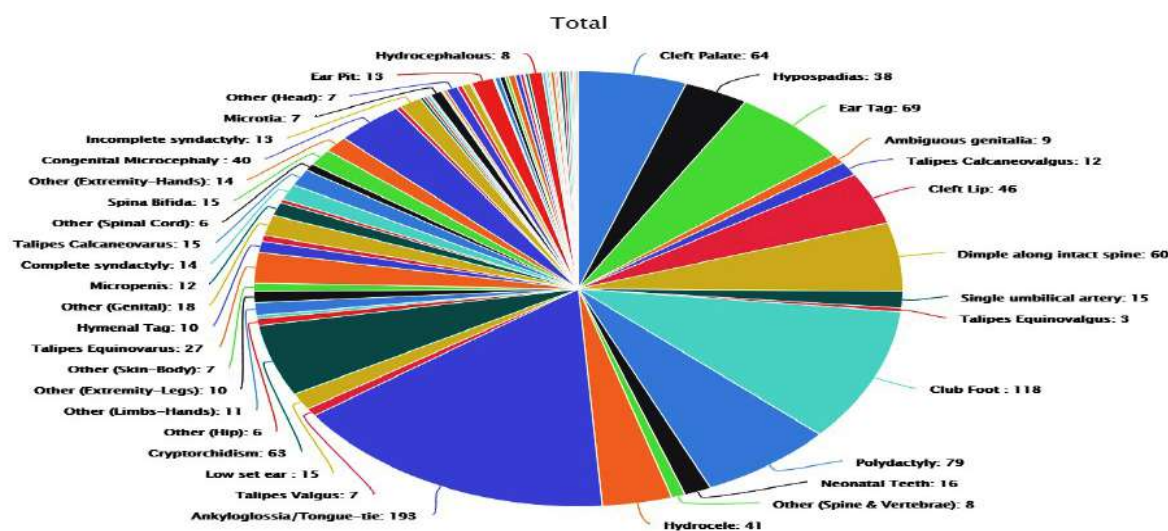
Reduction of under five Mortality and Infant Mortality as per the State Goals set under SDG-2030. Improve quality of survival through service process high standardized care path way.

Program achievements:

Screening status

	2021-22			
	Q1	July	August	September
Delivery	30143	10673	9790	11220
VBD Screened	30119	11248	11369	12955
VBD positive	658	266	221	256
PO Screened	15845	5284	5153	5389
PO failed	264	76	84	74
MB Screened	26770	11368	8687	8085
MB identified	100	45	30	24

Total Cases	Registered	Surgery Done	
335	Sep-21	45	Sep-21
2027	2021	738	2021
2265	2020	878	2020
3239	2019	941	2019
2186	2018	625	2018



Name of the district	DEIC e Sanjeevani status		
	Reg.	Service given	Not given
Trivandrum	479	156	323
Kollam	436	399	37
Pathanamthitta	261	261	0
Alappuzha	365	274	91
Kottayam	193	193	0
Idukki	425	380	45
Ernakulam	231	120	111
Thrissur	377	160	217
Palakkad	301	201	100
Malappuram	632	533	99
Kozhikde	769	470	299
Wayanad	194	163	31
Kannur	227	227	0
Kasargod	202	198	4
Total	5092	3735	1357

DEIC direct cases status			
Reg. New Cases	Service given	Follow up Sessions	Service given
48	48	24	24
81	81	508	508
46	46	393	393
69	69	183	183
58	58	167	167
38	38	84	84
90	90	542	542
166	166	338	338
178	178	644	644
44	44	252	252
56	56	247	247
63	63	355	355
70	70	104	104
72	72	441	441
1079	1079	4282	4282

Inference :- * 555241 children are screened under Comprehensive Newborn screening program – RBSK.

* Children screened positive are retested and those confirmed are on regular follow up through shalabham.

Plan for this quarter:- * Transforming DEICs to Digital format through shalabham portal.

*Care pathway defined for cleft lip & palate to ensure full correction through a comprehensive approach for improved quality of life.



Adolescent Health/RKSK

September 2021

Counselling access to 40,885 Adolescents

by 32 dedicated and 13 pooled Counsellors(Sept-8651)

Outreach services(all virtual in covid context)

42,684 Adolescents reached thro' **1673** sessions/webinars (Sept alone-8984 adols./259 sessions)

93 Adol Health and Wellness Days & **119** Adol Friendly club meetings done done(virtual) (Sep-AHWDs 41,AF club-48)



"Connect to Others, Connect to your Self"

WORLD HEART DAY 29 Sept 2021


Observances by RKSK State wide

Laying the Foundations of Healthy Diet, Physical Activity and Stress Management, in Adolescents, for a Healthy heart to Beat Right, Beat Bright in future Youth and Adulthood,

48 Programmes in 14 districts

RKSK-Ksd,Pkd,& KIm leading!

2411 direct participants and many more in group sessions



Poshan Maah

- 94 Programmes
- 4046 Participants-
- RKSK-Ksd, Mlpm, & Plkd, in the forefront !

Convergent Programmes with WCD

- Eat more unprocessed whole grain and cereal foods, Fruits, Veggies and Leafies !!
- Eat less Salt, Oil, Sugar, and refined foods !!
- Be a Healthy Attractive Teen!!!



World Heart Day

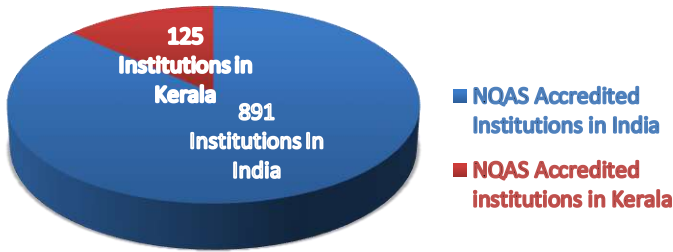
On September 29th, 2021

Adolescent Friendly Health Centre

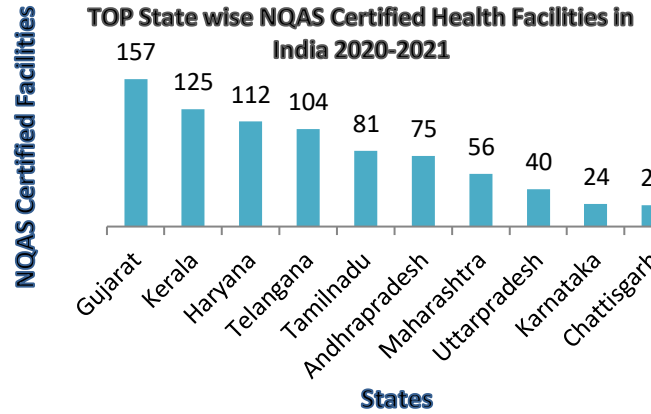
General Hospital, Adoor

National Health Mission, Pathanamthitta

NQAS Accreditation Status of Kerala



* Accreditation status of other states taken from NHSRC Website

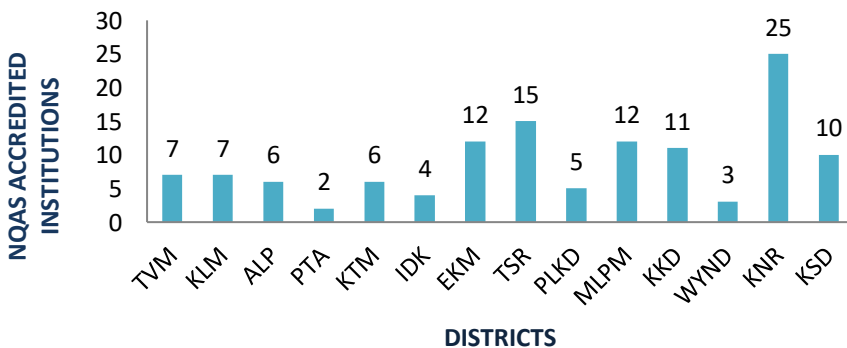


* Accreditation status of other states taken from NHSRC Website

Physical Achievements 2021-22 – District wise

Districts	NQAS District Assessment conducted	NQAS District Assessment conducted Sept	Institution Ready for State Assessment	Institution Ready for State Assessment Sept	NQAS State Assessment conducted	NQAS State Assessment conducted Sept	NQAS National Application given	NQAS National Application given in Sept	NQAS National Assessment conducted	NQAS National Assessment conducted Sept	NQAS Certified	NQAS Certified Sept
TVM	8	1	4	0	4	0	3	0	3	0	3	0
KLM	4	0	4	0	4	0	4	0	4	0	3	0
PTA	2	0	2	1	2	1	0	0	0	0	0	0
ALP	3	0	1	0	1	0	1	0	1	0	1	0
KTM	9	0	5	0	5	0	4	0	1	0	0	0
IDK	3	0	3	0	3	0	3	0	2	0	2	0
EKM	6	0	6	0	6	0	6	0	4	0	2	0
TSR	9	0	7	0	7	0	6	2	4	0	4	0
PLKD	3	0	3	0	2	0	0	0	0	0	0	0
MLPM	4	0	4	2	4	2	2	1	0	0	0	0
KKD	6	1	6	0	5	0	4	0	3	0	2	0
WYND	4	0	4	0	4	0	4	0	3	0	1	0
KNR	3	0	3	0	3	0	3	1	2	0	2	0
KSD	10	0	6	0	6	0	6	0	5	0	2	0
Total	74	1	58	3	56	3	46	4	32	0	22	0

NQAS ACCREDITED INSTITUTIONS -DISTRICT WISE



CURRENT ACTIVITIES IN QUALITY ASSURANCE

❖ **Kavakalp Assessments 2021-**

Peer Assessment of Institutions commenced and assessment is going on.

ACHIEVEMENTS IN QUALITY ASSURANCE

❖ Two Awards received from Ministry of Health and Family welfare for TOP State NQAS Accredited Institutions in National Level, Urban Primary Health Centre (UPHC) Level – Winner and Primary Health Centre (PHC) Level Runner up.

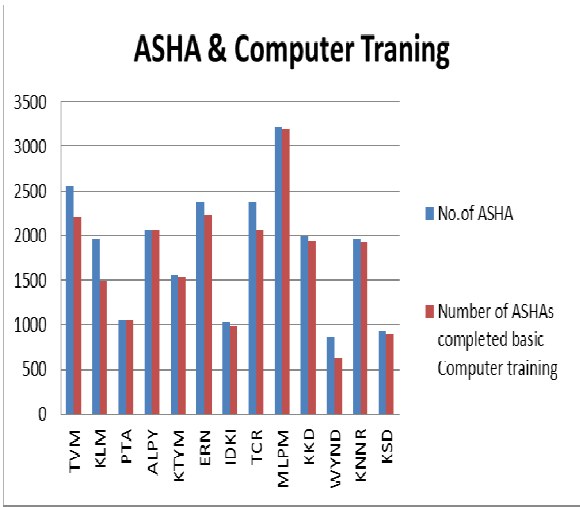
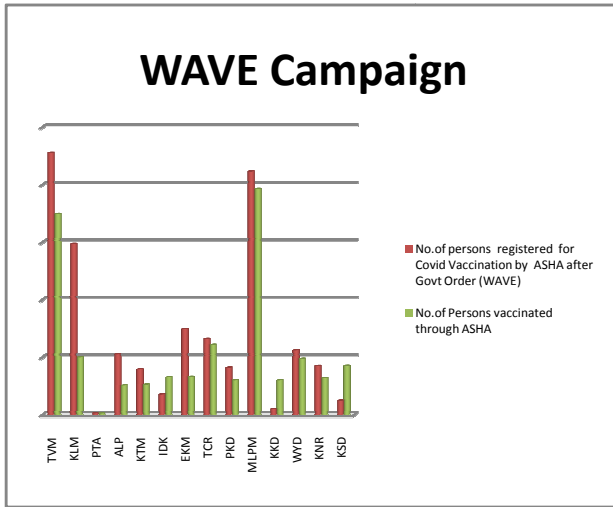
ASHA & COMMUNITY PROCESS ACTIVITIES – SEPTEMBER 2021

Total No of ASHA	26362
No of ward health review & Panchayath health conducted	14152 / 1642
Total number of WHNSC meeting conducted	12092
No. of ASHA Vaccinated	25006
No. of ASHA Covid Death	7

ഓട്ടോയിൽ ആഭിവാസി യുവതിക്ക് സൗഖ്യ പ്രസംഗം തുണയായി ആശ പ്രവർത്തക

മുറ്റമേടത്ത് ഓട്ടോയിൽ കയറിയിരുന്ന് യുവതിയെ ഏറ്റെടുത്ത് കോളേജിലേക്ക് പരിചരിക്കാനും ആശ പ്രവർത്തകയുടെ സഹായത്തോടെ കോളേജിലേക്ക് എത്തിക്കാനും സൗഖ്യ പ്രസംഗം തുണയായി. ഓട്ടോയിൽ കയറിയിരുന്ന് യുവതിയെ ഏറ്റെടുത്ത് കോളേജിലേക്ക് പരിചരിക്കാനും ആശ പ്രവർത്തകയുടെ സഹായത്തോടെ കോളേജിലേക്ക് എത്തിക്കാനും സൗഖ്യ പ്രസംഗം തുണയായി.

മുറ്റമേടത്ത് ഓട്ടോയിൽ കയറിയിരുന്ന് യുവതിയെ ഏറ്റെടുത്ത് കോളേജിലേക്ക് പരിചരിക്കാനും ആശ പ്രവർത്തകയുടെ സഹായത്തോടെ കോളേജിലേക്ക് എത്തിക്കാനും സൗഖ്യ പ്രസംഗം തുണയായി.



Covid Vaccination through Hamlet ASHA, Tribal Areas of Wayanad District					
Institution	Panchayath	Hamlet ASHA	Population	Vaccination	Percentage
Thondernad	Thondernad	10	2906	2858	98
Vellamunda	Vellamunda	16	3909	3702	95
Noolpuzha	Noolpuzha	45	12834	12454	97
Pulpally	Pulpally	15	1115	940	84
Pakkam	Pulpally	35	3458	3222	93
Mullenkkolly	Mullenkkolly	10	4438	4192	94

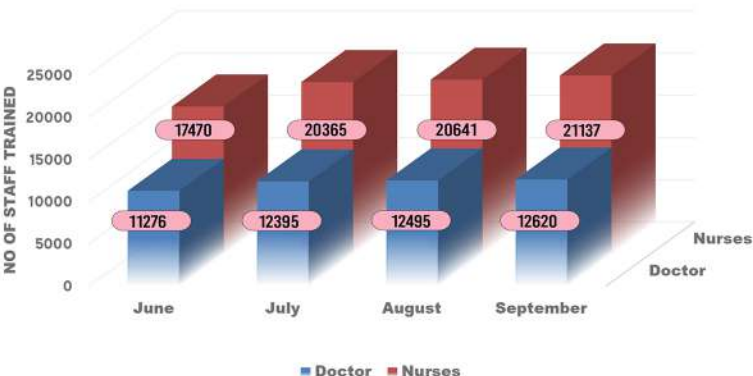
TRAININGS CONDUCTED BY STATE TRAINING DIVISION



YOUTUBE CHANNEL KERALA HEALTH ONLINE TRAINING

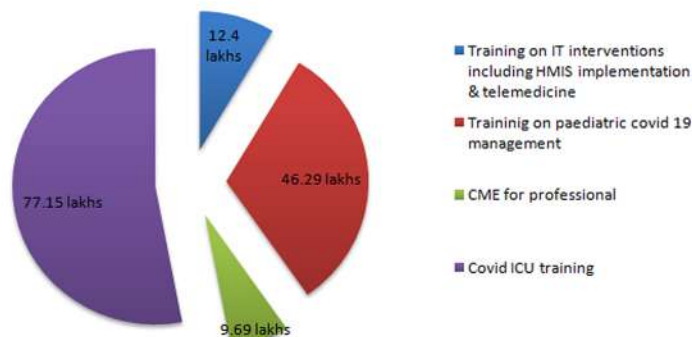


COVID ICU TRAINING DATA



FINANCIAL DATA

ECRP PACKAGE -2 FOR TRAINING AND CAPACITY BUILDING - 145.52 LAKHS



LEARNING MANAGEMENT SYSTEM NATIONAL HEALTH MISSION, KERALA



3898 participants enrolled in total, **25** faculty profile created, **7** Self paced courses created, **90%** progression and adherence to the trainings
Courses - Self paced restricted, Self paced Open, Live sessions



Equipped to handhold more than 20000 participants at a time in LMS
Able to conduct live session with 1000 participants at a time
Completed 4 month long MLSP training
Conducted online examination for 1450 MLSP participants through LMS - Cost reduction achieved (if the exam process conducted as physical) around 5 Lks(as per norms)



Plan for regular live sessions in LMS
28 planned self paced courses
NQAS related trainings
Need based trainings
Develop a platform for dissemination of learning materials in a regular basis

ACHIEVEMENTS AND CHALLENGES

ACHIEVEMENTS



- Conducted online examination(1450 participants) through LMS portal (Saved 5 Lks rupees of conducting examination in physical form.
- Developed structured training plan for - Live sessions, Self paced sessions
- More courses in Learning management system
- Structured curriculum for trainings
- Developed modules and curriculum for trainings
- Support for awareness and public education material creation
- State level and district level call center support
- Associating with other departments for COVID related trainings

CHALLENGES



- Yet to receive lesson plans of few training programs from SHSRC and some program divisions
- Establishing training console has not started in some districts, Status analysed and instructions given to districts
- Even after repeated communication no ICU training data from DME side after June 5
- Establishing training console not yet started in some districts (Activity fastracked as the effect of last review meeting)

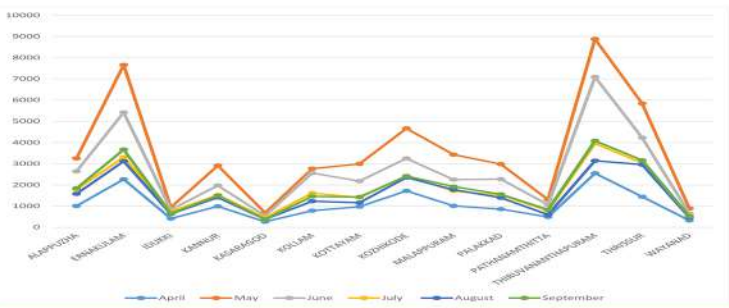
eSanjeevani was initially launched to amid the COVID 19 pandemic to enable patient to doctor

STATUS

	Total consultation	265819
	Total Consultation Duration	27870 ^{hrs} 40 ^{min}
	Avg. Consultation Duration	6 ^{min} 17 ^{sec}
	Avg. Patient Wait Time	4 ^{mins} 55 ^{secs}
	Doctors Registered	4525

CONSULTATION COUNT - DISTRICTS WISE

DISTRICTS	JULY	AUGUST	SEPTEMBER
ALAPPUZHA	1790	1581	1841
ERNAKULAM	3312	3117	3665
IDUKKI	750	635	656
KANNUR	1522	1408	1495
KASARAGOD	454	379	377
KOLLAM	1615	1231	1461
KOTTAYAM	1404	1161	1432
KOZHIKODE	2413	2355	2417
MALAPPURAM	1716	1780	1923
PALAKKAD	1516	1396	1560
PATHANAMTHITTA	784	597	839
THIRUVANANTHAPURAM	3958	3142	4081
THRISSUR	3037	2959	3160
WAYANAD	543	467	519
TOTAL	24814	22208	25426



MOST & LEAST UTILIZING

	JULY	AUGUST	SEPTEMBER
MOST PROMOTING DISTRICTS	Trivandrum, Ernakulam, Thrissur	Trivandrum, Ernakulam, Thrissur	Trivandrum, Ernakulam, Thrissur
LEAST PROMOTING DISTRICTS	Kasaragod, Wayanad, Idukki	Kasaragod, Wayanad, Idukki	Kasaragod, Wayanad, Idukki

DOCTORS ENROLLED IN LAST SIX MONTHS

APRIL	MAY	JUNE	JULY	AUGUST	SEPTEMBER
40	947	1807	444	152	160

CONSULTATION COUNT OF LAST THREE MONTHS OPD WISE COUNT

SL. NO.	E-SANJEEVANI OPD	JULY	AUGUST	SEPTEMBER	PERCENTAGE OF INCREASE/DECREASE
1	General OP	9294	7935	8372	0.06
2	Covid OP	3151	3933	5111	0.30
4	Gynecology OP	610	502	479	-0.05
5	Dermatology OP	2315	1615	1630	0.01
6	Chest / Pulmonology OP	168	105	148	0.41
7	General Surgery OP	119	88	65	-0.26
8	Psychiatric OP	410	403	379	-0.06
9	Pediatric OP	2534	2530	2855	0.13
10	General Medicine OP	742	509	704	0.38
11	ENT OP	845	511	656	0.28
12	Ophthalmology OP	426	283	286	0.01
13	Palliative Care OP	6	12	4	-0.67
14	Cardiology OP	44	48	35	-0.27
15	Ortho OP	344	245	240	-0.02
16	Dental OP	200	83	89	0.07
17	Adolescent Health OP	36	27	19	-0.30
18	Hemophilia OP	51	25	17	-0.32
19	NCD OP (IID)	6	9	3	-0.67
20	PMR (Physical Medicine and Rehabilitation) OP	4	0	0	0.00
21	IMHANS OP	20	13	13	0.00
22	Ayurveda OP	254	192	208	0.08
23	Homeopathy OP	203	187	190	0.02
24	Pediatric Cardiology	Not Started	Not Started	1	-
25	DEIC OP	3003	2937	3074	0.05
26	MCC (Malabar Cancer Centre)	1	2	0	-1.00
27	CCRC (Cochin Cancer Centre)	0	0	0	0.00
28	RCC (Regional Cancer Centre)	7	11	5	-0.55
TOTAL		24793	22205	24583	0.11

ACHIEVEMENTS & CHALLENGES

Achievements



- Started new Opds from Child Development Centre, Thiruvananthapuram
- First level training for H&FW doctor to doctor consultation completed for Idukki, Palakkad, Malappuram, Wayanad and Kasaragod districts.
- Registration of Hub and Spoke institutions for H&FW doctor to doctor consultation is progressing.

Challenges

- After lock down consultation count is very low, hence need more BCC/IEC activities to enhance public awareness.
- Wayanad and Kasaragod district are considerably least promoting districts.
- Data collection from districts for H&FW doctor to doctor consultation is not timely updating from districts.



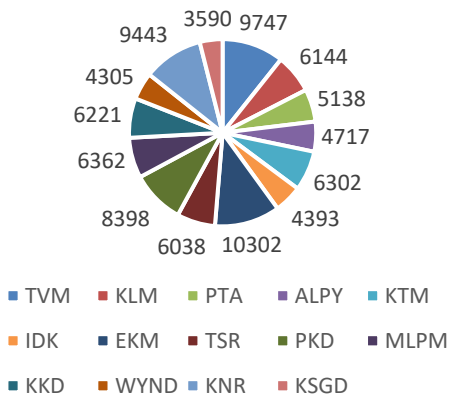
Biomedical Engineering Division

BIOMEDICAL EQUIPMENT MANAGEMENT AND MAINTENANCE PROGRAM

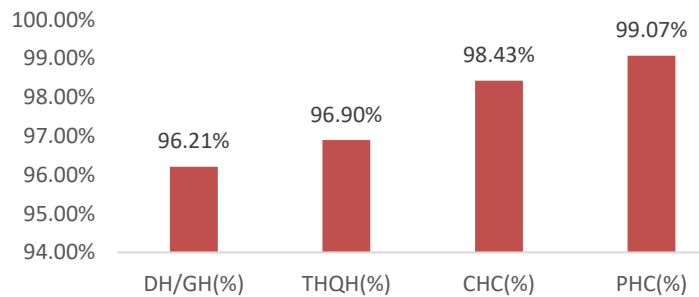
PROGRAM DETAILS

- Periodic and continuous assessment of medical equipment available in all public healthcare facilities.
- Calibration, configuration and undertaking pertaining to all equipment.
- Breakdown and Preventive of equipment on-call and on schedule basis.
- Submission of periodical report on functional status of equipment.
- Supportive role in site-preparation, installation and commissioning, user-training and overall maintenance.

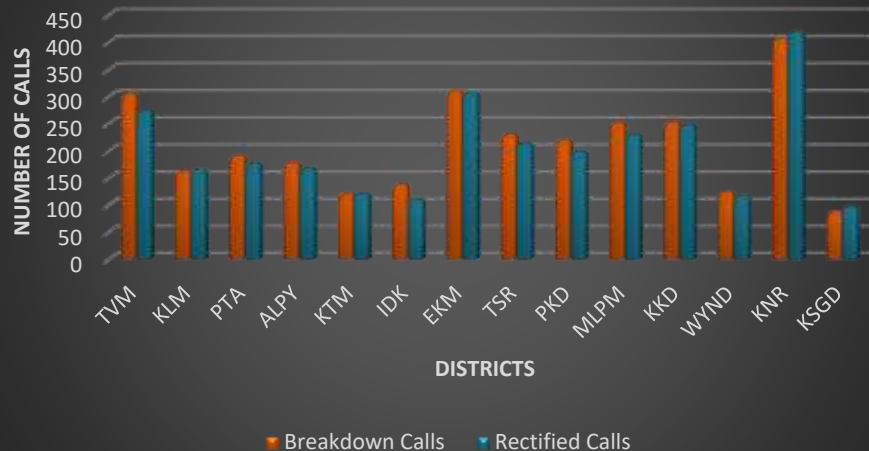
Total Assets-District wise



Equipment Uptime- Hospital wise



Service Performance- District wise





Infrastructure



Overview

- Responsible for project management of all infrastructure activities funded by NHM.
- Carryout New Construction and Hospital strengthening works sanctioned in each year.
- Patient Friendly Infrastructure Development Initiative through AARDRAM Mission.

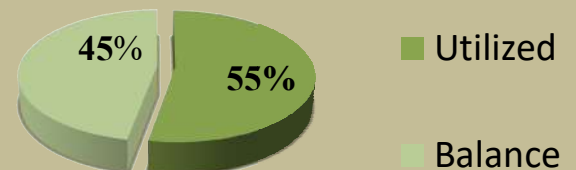
MAJOR ACHIEVEMENTS IN LAST 5 YEARS

- **FACILITY UPGRADATION IN MCH, DH/W&C, TH HOSPITAL**
 - 06 MCH / W&C Blocks
 - 04 OP/IP /Labour Blocks
 - 07 Labour room as per LaQshya Standards
 - 15 SNCU, NBSU, HDU.
 - 02 Isolation ward/ Hemophilia Clinic
- **NEW CONSTRUCTION**
 - 03 CHCs
 - 08 PHCs
 - 02 Sub Centre
 - 02 Regional Vaccine Store
 - 03 Training Institutes, DISHA building
 - 02 Skill Lab
- **AARDRAM MISSION**
 - 08 Medical Colleges
 - 12 District/General Hospitals
 - 02 Taluk Hospitals
 - 501 PHC converted to FHC
- **FLOOD : RECONSTRUCTION /RENOVATION**
 - 04 District /Taluk Hospital
 - 26 PHCs
 - 39 Sub Centres
 - 02 Training institute, Mental Health Centre

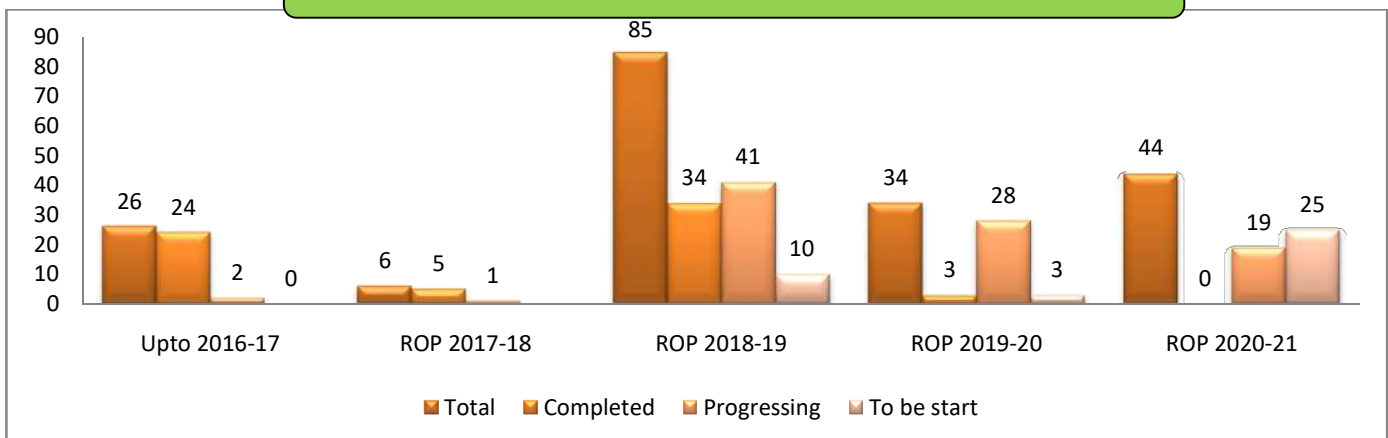
Infrastructure initiative to overcome COVID pandemic situations

- CFLTC - 36 Nos
- MGPS - 03 Nos.
- Negative Pressure/ICU - 8 Nos
- Lab - 04 Nos
- COVID Hospital - 24 Nos
- COVID Vaccine center - 8 Nos.
- Central Oxygen System- 22 Nos

Financial Aspect (Last 5 year)



Physical Progress of ROP Works (Last 5 Year)



ACTION PLAN

December 2021

- **7 Nos** Labour room as per LaQshya Standards
- **8 Nos** PHC building
- **2 Nos** CSSD
- **3 Nos** SNCU
- **1 Nos** CLMC
- **2 Nos** Geriatric/Burn care.
- **1 No** OPD Transformation in GH
- **1 No** OPD Transformation in TH
- **20 nos** Flood reconstruction works
- **80 Nos** PHC to FHC Transformation
- **46 Nos** Strengthening of HWCs.

March 2022

- **12 Nos** Labour room as per LaQshya Standards
- **5 Nos** CHC Building
- **6 Nos** PHC building.
- **2 Nos** Vaccine Store
- **3 Nos** Eye OT.
- **5nos** HWC Building
- **1 Nos** Blood Bank
- **1 Nos** RPH Lab.
- **2 Nos** Training institute.
- **2 Nos** OPD Transformation in GH
- **29 Nos** Conversion of CHC to BFHC
- **86 Nos** PHC to FHC Transformation
- **98 Nos** Strengthening of HWCs
- **12 Nos** Flood reconstruction works

December 2022

- **2 Nos** MCH Block
- **12 Nos** Labour room as per LaQshya Standards
- **4 Nos** CHC Building.
- **9 Nos** PHC Building.
- **13 Nos** HWC Building
- **2 Nos** Lab building.
- **2Nos** Training institute
- **2 Nos** MNCU/DEIC
- **1 Nos** Modular OT.
- **5 Nos** Eye OT
- **6 nos** STP
- **2 Nos** Dialysis/Burns unit
- **1 Nos** Hemophilia clinic
- **1 Nos** Oxygen plant
- **227 Nos** PHC to FHC Transformation
- **350 Nos** Strengthening of HWCs

NEW APPROVALS

- **Aardram**
 - **Second Phase Taluk Hospitals- 27 Nos.**
 - Administrative Sanction by October 2021.
 - **First Phase Community Health Centers – 76 Nos**
 - Administrative Sanction for remaining **47 Nos** by October 2021.
- **ROP 2021-22**
 - Administrative sanction for **61 Nos.** by December 2021.

Challenges

- Hike in Material and Labour cost due to Pandemic situation.
- Actual cost exceeds the sanctioned amount due to enforcement of DSR 2018
- Delay in getting Hindrance free site for construction.
- Non availability of Competitive Agency/Contractor

FACT SHEET – IEC/ BCC – October 2021

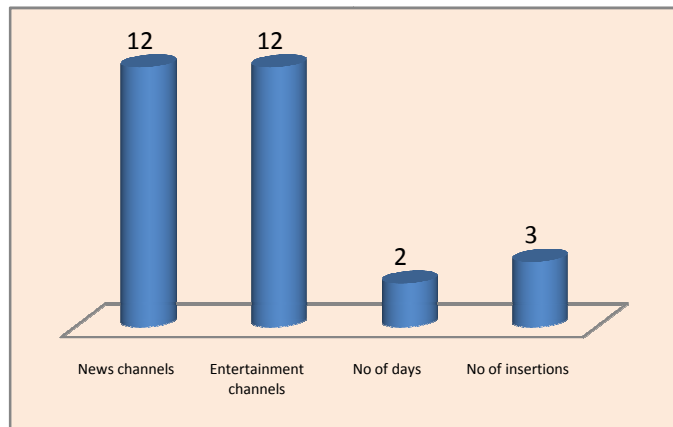
CAMPAIGNS

Covid Awareness: Be The Warrior Campaign–TV Campaign, FM Campaign, Digital Posters, Graphical Video, Animation Video

TV CAMPAIGN

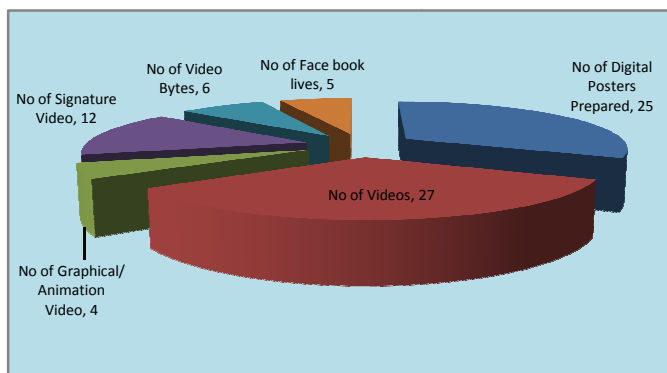
Content: Health Ministers Message during onam Days

News channels	Entertainment channels	No of days	No of insertions
12	12	2	3



SOCIAL MEDIA

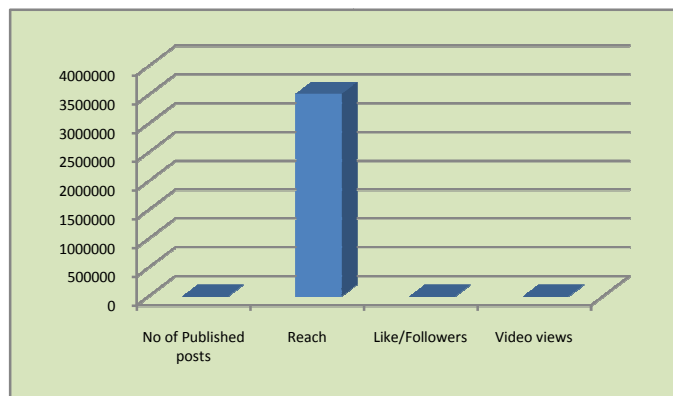
Content : Production



No of Digital Posters Prepared	No of Videos	No of Graphical / Animation Video	No of Signature Video	No of Video Bytes	No of Face book lives
25	27	4	12	6	5

Social Media Analytics

No of Published posts	Reach	Like /Followers	Video views
52	3,52,1178	672	52.782k

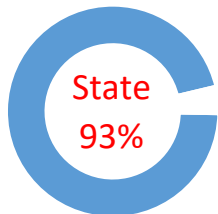


Radio Health



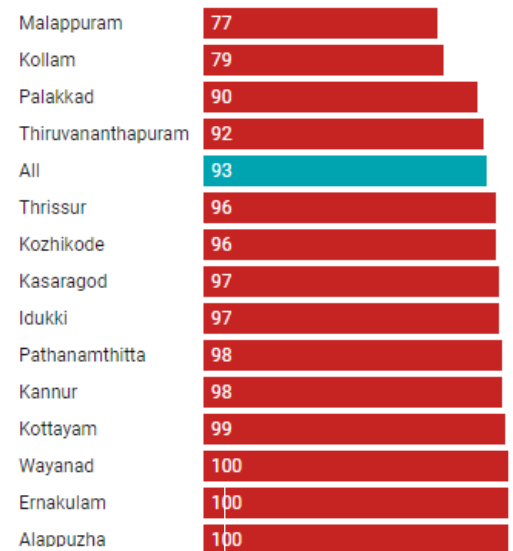
No of programs	AM	FM
52	22	30

Daily Reporting Status in HMIS



In new HMIS, five data items- Hospital OP, Hospital IP, ILI, SARI, Fever greater than 7 days are collected on daily basis.

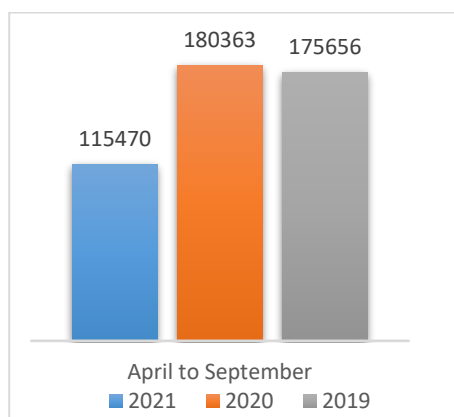
During the month September, around 93% of the institutions in the State reported the daily Hospital data. All institutions in Alappuzha, Ernakulam and Wayanad reported the daily hospital data. Among the districts Malappuram (77%), Kollam (79%) and Palakkad (90%) reported the lowest



Monthly Data Reporting Status in RCH

Eligible Couples

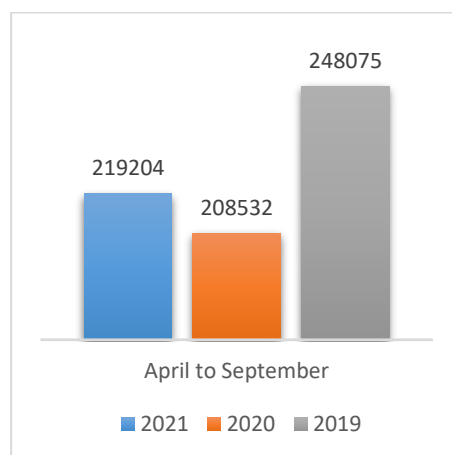
Number of Eligible Couples Registered in RCH Portal During April to September



Sharpe decline is seen in the number of EC registered in this period for the three consecutive years

Pregnant Women

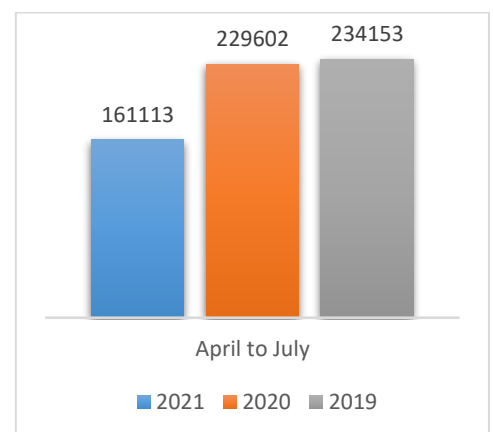
Number of Pregnant Women (PW) Registered in RCH Portal During April to September



Number of PW registered in RCH portal showed a sharpe dip from 2019 to 2020 and then a slight increase during 2021

Child Birth

Number of Child Birth Registered in RCH Portal During April to September



Child registration shows a slight decrease in 2020 when compared to 2019 and a sharpe decrease in 2021

Human Resource - Fact Sheet

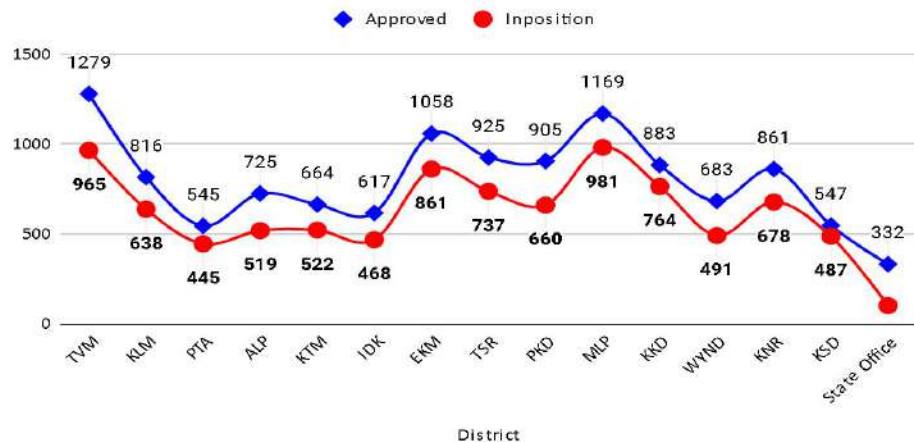
NHM Staff details

	Administration staff	Service delivery staff	Total
Total Approved	1144	10865	12009
In position	1118	8231	9349
Vacant	26	2634	2660

COVID BRIGADE STATUS

- No of staff In position as on 28.09.21 - 19510
- No of staff terminated as on 04.10.2021 - 2249

Human Resource : 2021-22

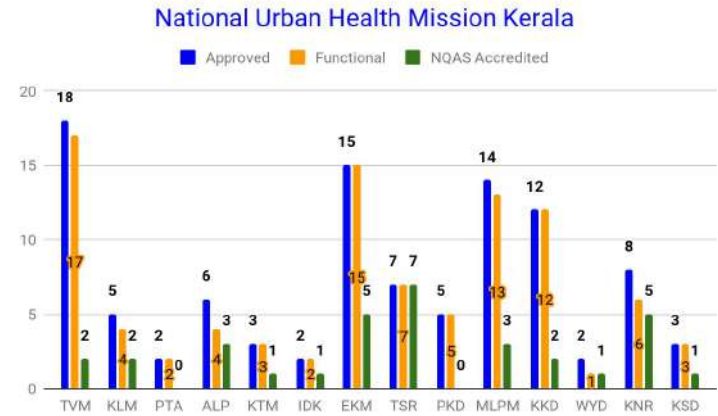


Points / Issues in HR

- Directions were given to fill up all the vacant posts by 30th Sept 2021. Recruitment still going on.
- Covid HR to be terminated by 31st Oct 2021

District	Functional	Approval 21-22	NQAS Accredited
TVM	17	1	2
KLM	4	1	2
PTA	2	0	0
ALP	4	2	3
KTM	3	0	1
IDK	2	0	1
EKM	15	0	5
TSR	7	0	7
PKD	5	0	0
MLPM	13	1	3
KKD	12	1	3
WYD	1	1	1
KNR	6	2	5
KSD	3	0	1
Total	94	9	34

Activity	Target	Achieved
UHND (4/Month/UPHC)	2232	2564
Special Out reach Camp	93	56



1. Fastest in the country in realising the full-fledged operationalisation of facilities once GoI approved.
2. All the 93 UPHCs have been transformed into Health & Wellness Centres.
3. Pioneering state in the country with a tryout of sub centres (satellite centres) for UPHCs (Malappuram).
4. Kerala became the state with highest number of UPHCs accredited with NQAS - 34/94.
5. Thrissur district is now the first in the country having all UPHCs with NQAS Accreditation 7/7.
6. Pioneering state with daily thematic wellness day observance under HWC programme
7. First in the country with door step level pain and palliative care to the urban poor under the auspices of UPHCs.
8. Unique experience of Urban Local Bodies earmarking their share in the UPHC operations.

Health and Wellness - Kerala

Approved	2017-18	2018-19	2019-20	2020-21	2021-22	Total	Functional
Sub Centre	0	0	728	875	1510	3113	1514
FHC	170	504	220	0	0	894	839
UPHC	0	30	30	33	0	93	93

1.100 % UPHCs are reporting as Health and Wellness Centres.

As On - Fri/01-October @ 08:40 AM



2,582
HWC Approved

SHC-1,603

PHC-894

UPHC-85



3,081
HWC Proposed

SHC-2,133

PHC-853

UPHC-95



2,446
HWC Progressive

SHC-1,514

PHC-839

UPHC-93



2,446
HWC Operational

SHC-1,514

PHC-839

UPHC-93

Daily Entry Report

Footfall Male : **2,05,91,184**

SHC-2,42,261 PHC-1,89,61,606 UPHC-13,87,317

Footfall Female : **2,45,48,083**

SHC-2,66,006 PHC-2,24,93,127 UPHC-17,88,950

Show More

Hypertension screening

52,33,148

SHC-19,545 PHC-46,65,150 UPHC-5,48,453

Diabetes Screening

32,51,407

SHC-12,806 PHC-29,24,519 UPHC-3,14,091

Oral Cancer Screening

72,460

SHC-259 PHC-68,424 UPHC-3,777

Breast Cancer Screening

43,927

SHC-341 PHC-42,671 UPHC-915

Cervical Cancer Screening

36,794

SHC-189 PHC-38,020 UPHC-585

Tuberculosis- Total screened/referred

1,16,335

SHC-525 PHC-1,13,130 UPHC-2,680

Hypertension - Newly Diagnosed Patients

1,77,789

SHC-2,793 PHC-1,57,436 UPHC-17,526

Diabetes Newly Diagnosed Patients

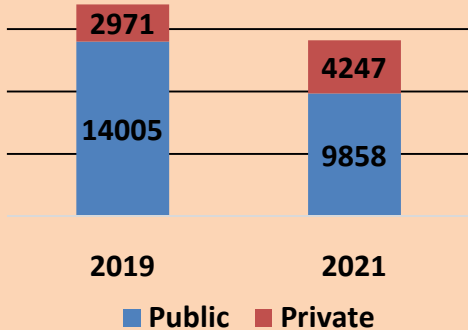
1,30,153

SHC-2,219 PHC-1,14,845 UPHC-13,089

Fact Sheet – NTEP Kerala September 2021

TB- Notification

Jan to Aug 2019 and Jan to Aug 2021



Source- NIKSHAY

Pandemic caused a dip of 17 % in TB Notification in Kerala in 2021 compared to pre Pandemic period – 2019 (January to August)

In the same period the private sector TB notification has recorded 42% rise.

Akshaya Keralam Campaign 2021

State initiated two months catch-up activities to find the missing TB cases, started from September 2nd 2021 to 1st November 2021.

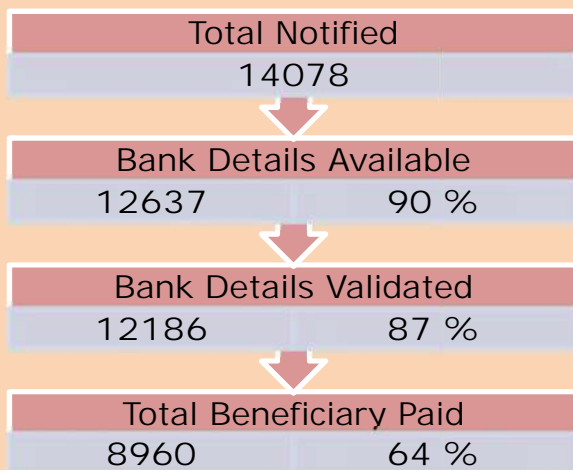


Interferon Gamma Release Assay – IGRA

To detect TB Infection - It is done for all household contacts of Bacteriologically confirmed TB patients and in high risk people for TB.

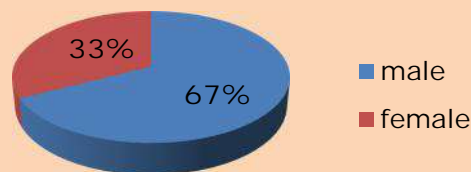
In 5 to 15 age group 20.3% of the tests were positive and have started TB Preventive Treatment with 3HR regimen and in adult contacts out of 100 tests done 29 were found to be IGRA positive.

Nikshay Poshan Yojana DBT NPY (Jan to Aug 2021)



Drug Resistant Tuberculosis

(January – September 2021)



- Total DR-TB patient episodes - 215
- Extra Pulmonary DR-TB patients – 37
- Total HIV positive DR-TB patients – 2



IDSP Factsheet SEPTEMBER 2021

30/09/2021



IDSP Reporting Units

DISTRICT	Rus in S form	% of Units Reported	Rus in P form	% of Units Reported	Rus in L form	% of Units Reported
THIRUVANANTHAPURAM	529	100.00	123	100.00	55	99.95
PATHANAMTHITTA	265	99.80	63	99.70	18	99.55
KASARAGODE	250	97.24	55	99.07	17	98.09
KOZHICODE (CALICUT)	435	88.68	101	87.85	26	87.42
PALAKKAD	517	69.60	111	77.50	63	75.16
MALAPPURAM	589	80.18	131	82.67	62	85.83
KOLLAM	439	84.31	86	91.11	28	97.39
THRISSUR	478	91.78	135	98.84	43	99.75
ALAPPUZHA	378	100.00	90	99.97	34	100.00
WYANAD	204	99.87	45	100.00	29	100.00
IDUKKI	320	95.03	60	95.72	37	94.08
CANNANORE(KANNUR)	426	100.00	127	99.98	25	99.89
ERNAKULAM	431	91.50	131	94.90	41	94.79
KOTTAYAM	338	89.01	88	69.50	33	86.08
TOTAL	5597	90.56	1346	92.12	511	92.58

IDSP Lab Network

Dist Public Health Labs (8)	Referral Network Lab(9)
Kollam	Thiruvananthapuram
Pathanamthitta	Kollam
Alappuzha	Alappuzha
Ernakulam	Kottayam
Malappuram	Ernakulam
Kozhikode	Trissur
Wayanad	Palakkad
Kannur	Malappuram
	Kozhikode

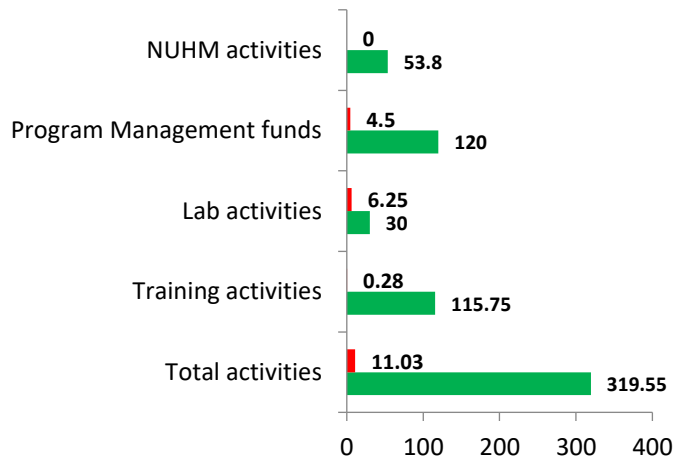
Total Outbreaks: 53 (upto week 37)

Outbreak	Total no. of Outbreaks	Affected District	No of OB	No of Outbreaks Lab Confirmed	Name of the Lab
ADD	7	Ernakulam	6	6	RPHL EKM MCH EKM
		Alappuzha	1	1	NIV ALP
Avian Influenza	2	Kottayam	1	1	ICMR ALP
		Alappuzha	1	1	
Chicken pox	1	Alappuzha	1	0	
Chikungunya	2	Trivandrum	2	2	SPHL TVM
Dengue Fever	17	Palakkad	7	7	PKD DH
		Kottayam	1	1	MCH KTM
		Malappuram	2	2	MCH Manjeri
		Kannur	1	1	RPHL KNR
		Ernakulam	2	2	RPHL EKM
		Kozhikkod	3	3	RPHL KKD
Kollam	1	1	RPHL KLM		
Exanthematous fever with cervical Lymphadenopathy.	1	Trivandrum	1	1	MCH TVM
Food Poisoning	5	Trivandrum	2	1	MCH TVM
		Wayanad	1	1	RPHL KKD
		Ernakulam	2	0	
Hepatitis A	2	Kannur	1	1	RPHL KNR
		Ernakulam	1	1	RPHL EKM
KFD	1	Wayanad	1	1	DPHL WYD
Leptospirosis	1	Kasaragod	1	1	DH Kanjangad
Melioidosis	1	Thrissur	1	1	PVT (Amrita Hospital)
Shigella	9	Ernakulam	4	4	RPHL EKM, MCH EKM
		Malappuram	1	1	MCH Manjeri
		Wayanad	1	1	MCH KKD
		Kozhikode	2	2	MCH KKD
		Wayanad	1	1	MCH KKD
ZIKA	3	Trivandrum	1	1	NIV ALP
		Ernakulam	2	2	NIV ALP
Nipah	1	Kozhikkod	1	1	NIV Pune
Total	53		53	49	

Entomological Survey

Entomological Survey	No. of surveys done
No of Zika outbreak Investigations done	1
Zika related Entomology Surveys	8
No of Dengue outbreak Investigations done	0
Dengue related Entomology Surveys	12
No of CG outbreak Investigations done	0
CG related Entomology Surveys	3
Malaria Surveys Done	7
Filaria Night Blood Surveys	2
Kala Azar Related entomology surveys	0
JE Related entomology surveys	0

Fund Utilization



SOE Amount as on 30-09-2021 (in lakhs)

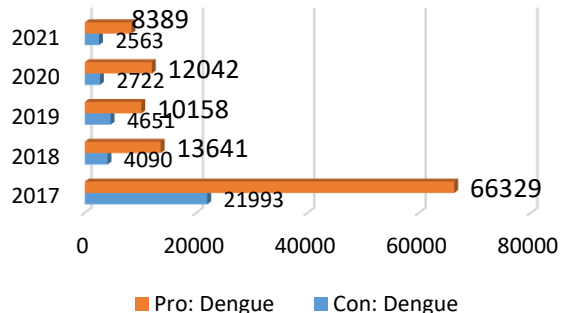
CHALLENGES

Leptospirosis cases shows an increasing trend

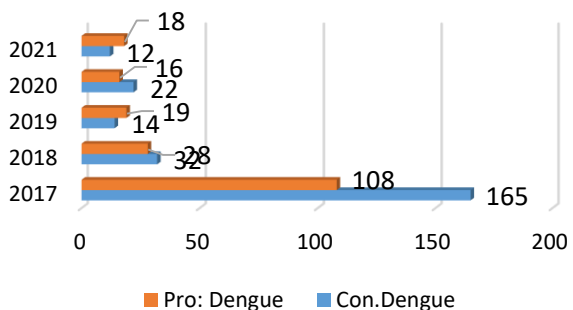
IHIP implementation Status: Started since 2019 March, Training completed. Awaiting Sanction for further action
IDSP Data training being given to DEOS

NVBDCP FACTSHEET 30.09.2021

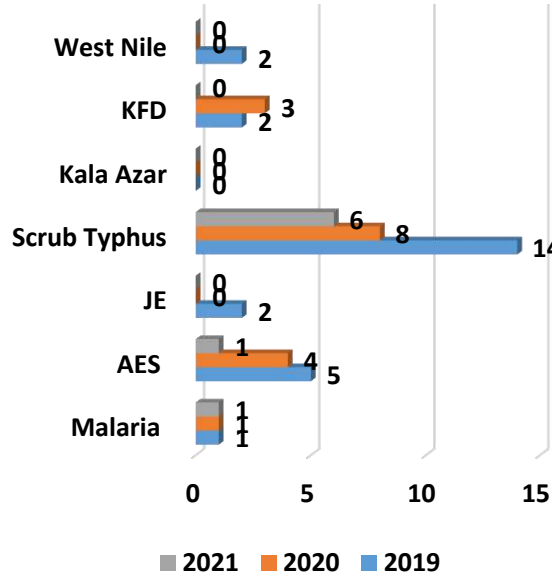
Dengue fever cases 2017-2021 as on 30-9-2021



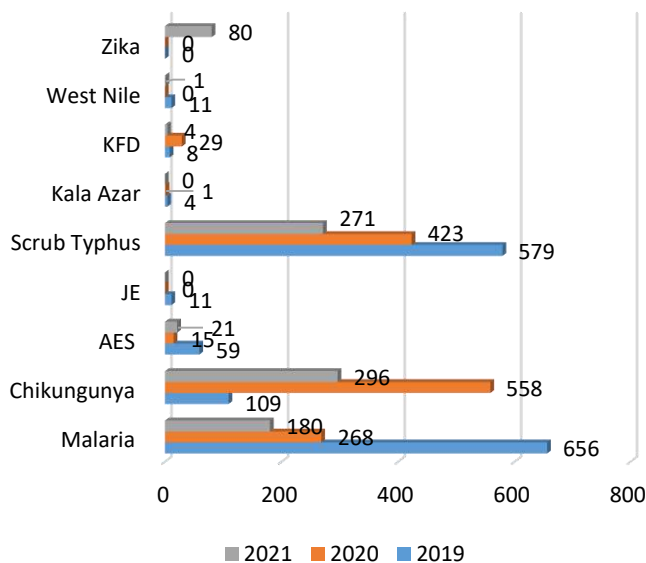
Dengue fever deaths 2017-2021 as on 30-9-2021



Death due to other VBDS (2019-2021) as on 29th SEP 2021



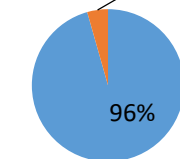
Other VBD cases 2019-2021 as on 30th



SDG: Target year for District wise Elimination of Vector borne diseases in Kerala

Target year	Malaria	L.Filariasis	Kala azar
2021-22	PTA,KTM,ALP,EK M,IDK	KLM,KTM	TVM,PTA,ALP,KT M,IDK,PKD,WYD, KSD
2022-23	TVM,KLM,WYD, MPM	PTA,IDK,WYD,T VM, EKM,TSR,KKD, KNR	KLM,EKM,KKD
2023-24	TSR,PKD	ALP,KSD	Nil
2024-25	KSD, KNR,KKD	Nil	KNR,TSR,MPM
2025-26	Nil	Nil	Nil
2026-27	Nil	PKD,MPM	Nil

NVBDCP Fund Status as on 29-9-21
ROP- Rs1404.88L & Expenditure- Rs64.77L & % EXP: 4.61%



Challenges

1. In the current context of COVID 19 pandemic, involvement of Health staff in the containment of COVID badly affects surveillance, prevention and control of VBDs and activities for Elimination of Malaria, L.F and Kala azar
2. The delay in re opening of schools makes it impossible to conduct TAS 1 in MPM and PKD and TAS 3 in KSD and ALP.
3. Travel restrictions, Lockdown regulations, social distancing etc makes field level activities difficult
4. Many public places, construction sites and institutions which remain closed due to lockdown and other restrictions form a breeding source for mosquitoes.
5. Introduction of rare malarial parasite like Pl.ovale and Pl.malariae, Pl. knowlesi through migrant population is another challenge.
6. Introduction of new diseases like Zika

Elimination of VBDs Targets and achievements

Sl.No	Indicator	Target	Achievement in 2020	Achievement in 2021
1	Malaria indigenous cases	Zero in all districts	15 indigenous cases (KSD-13,KNR-1,KKD-1)	No indigenous case
2	Malaria death	Zero death	One death (KLM)	One death (KLM)
3	Malaria- Annual Parasite Incidence (API)	API < 1 in all sub centres	API less than one in all except 2 subcentres	API less than one in all sub centres
4	Malaria-Annual Blood Examination Rate (ABER)	ABER = 10%	only 4.1%	only 2.62% (8 month target 6.66%)

Sl.No	Indicator	Target	Achievement in 2020	Achievement in 2021
5	Lymphatic Filariasis- Microfilaria rate in each site of all endemic districts	Less than 1% in each site	Less than 1% in all 11 endemic districts	Already achieved
6	Transmission Assessment survey outcome	Completion of TAS I, II & III in 11 endemic districts	Completion of TAS in I, II & III in 7 districts, TAS I & II in two districts	PKD & MPM districts qualified for TAS I
7	L.F-Morbidity Management and Disability Prevention Coverage	100%	21%	8.46%
8	L.F- Hydrocelectomy	100%	84%	91%
9	Kala azar : No. of cases per block	< 1/10000 Block population	< 1/10000 block population	< 1/10000 block population
10	Dengue fever case fatality rate	CFR for Dengue < 1%	0.88%	0.47%

NLEP FACT SHEET SEPTEMBER 2021

**CURRENT LEPROSY STATUS AT A GLANCE
2021-22 APRIL-August**

Indicators	PB	MB	Total
No: of cases Detected During 2021-22 (April –August)	30	96	126
No: of Deformity Gr.II Cases	0	4	4
N: of Child Cases	0	1	1
No. of Female Cases	11	22	33
No. of SC Cases	2	3	5
No. of ST Cases	2	10	12

MAJOR ACTIVITIES CONDUCTED DURING 2021-22

- ACTIVE CASE DETECTION & REGULAR SURVEILLANCE OF LEPROSY (ACD&RS) (programme started)
- ERADICATION OF LEPROSY THROUGH SELF REPORTING & AWARENESS (ELSA)
- SPARSH LEPROSY AWARENESS CAMPAIGN
- DISABILITY PREVENTION & MEDICAL REHABILITATION (DPMR)
- TRAINING OF DIFFERENT CATEGORIES
- IEC
- SPECIFIC STRATEGIES FOR UNDERSERVED AREA
- BALAMITHRA (CHILD CASE DETECTION PROGRAMME THROUGH KITE-VICTORS) Planned

2021-2022 (DISTRICT WISE DATA APRIL - AUGUST)

Name of District	Total New cases detected	No. of child cases	No. of Grade II deformity cases	No. Female cases	No. SC Cases	No. of ST Cases	Total no. of cases on Treatment
TVM	18	0	1	7	1	0	76
KLM	2	0	0	0	0	0	16
PTA	1	0	0	0	0	0	5
ALP	4	0	0	0	0	0	17
KTM	2	0	0	0	0	0	9
IDK	4	0	2	1	1	2	11
EKM	12	0	0	2	0	0	35
TSR	14	1	0	3	2	0	30
PLKD	21	0	0	7	1	2	53
MLP	16	0	0	4	0	2	50
KKD	16	0	0	4	0	0	55
WYND	4	0	0	1	0	4	7
KNR	9	0	0	3	0	2	24
KSGD	3	0	1	1	0	0	24
TOTAL	126	1	4	33	5	12	412

SDG-ACHIEVEMENT UNDER NLEP 2020-2021	Reduce the PR from 0.2/10000 to <0.1	Reduce Child cases of leprosy from 1.17/million to <0.6/million.	Grade 2 deformity from 1.2/million to <1/million	Rate of child case with zero disability to be sustained
District				
TVM	0.2	0.86	0.58	0
PLKD	0.19	0.34	3.05	0
KSGD	0.13	0	0	0
KNR	0.11	0.38	0.38	0
KKD	0.11	0	0.62	0
TSR	0.1	0.31	1.23	0
ALP	0.09	0	0	0
MLP	0.09	0.46	0.23	0
EKM	0.08	0.29	1.45	0
IDK	0.07	0	0.86	0
KLM	0.07	0	0.36	0
PTA	0.06	0	0	0
KTM	0.05	0.46	0	0
WYND	0.05	0	0	0
TOTAL	0.11	0.28	0.74	0

ACHIEVEMENT UNDER ACD&RS 2021-2022 (APRIL- AUGUST)

Enumerated Population	Population Eligible for screening	Screened Population	Suspects referred	Suspects examined	cases Confirmed	Cases Started MDT
33796431	31419017	364722	1720	1338	39	39

2021-2022 (APRIL – AUGUST) ACHIEVEMENT UNDER ELSA

Sl. No	Details	Achievement
1	No. of Dermatologist registered in e-Sanjeevani	27
2	Total No. of Skin Consultation done	108
3	Total No. of Cases detected	0
4	Total No of cases put on treatment	0



NCD Clinics

6535

Screening

269834

New Cases

14904

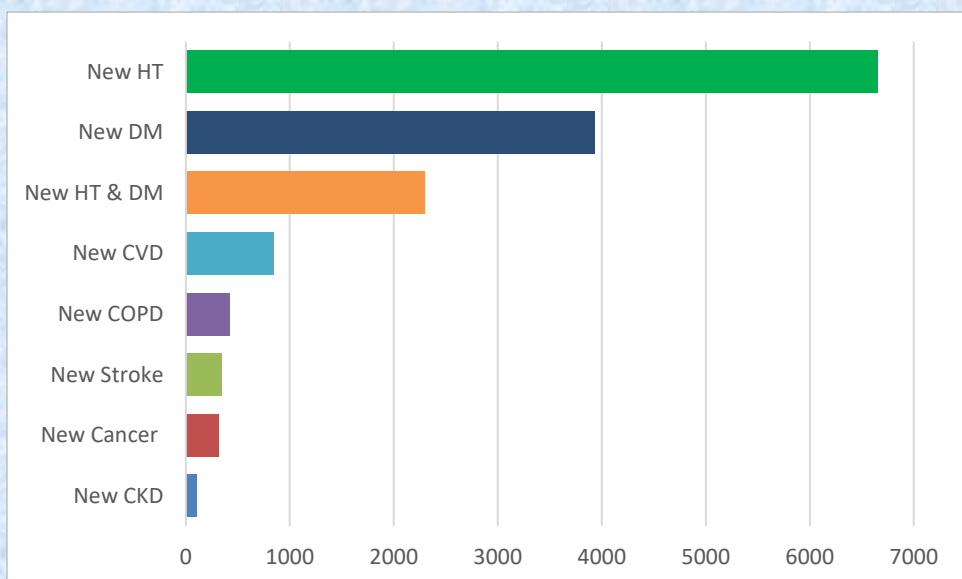
Follow up

307929

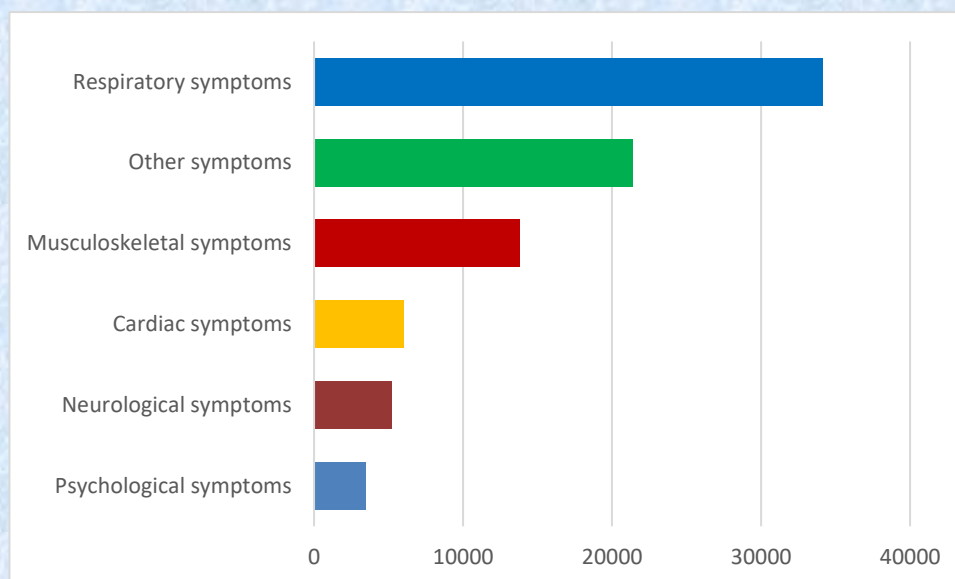
Post Covid Clinic

6535

NCD Clinic



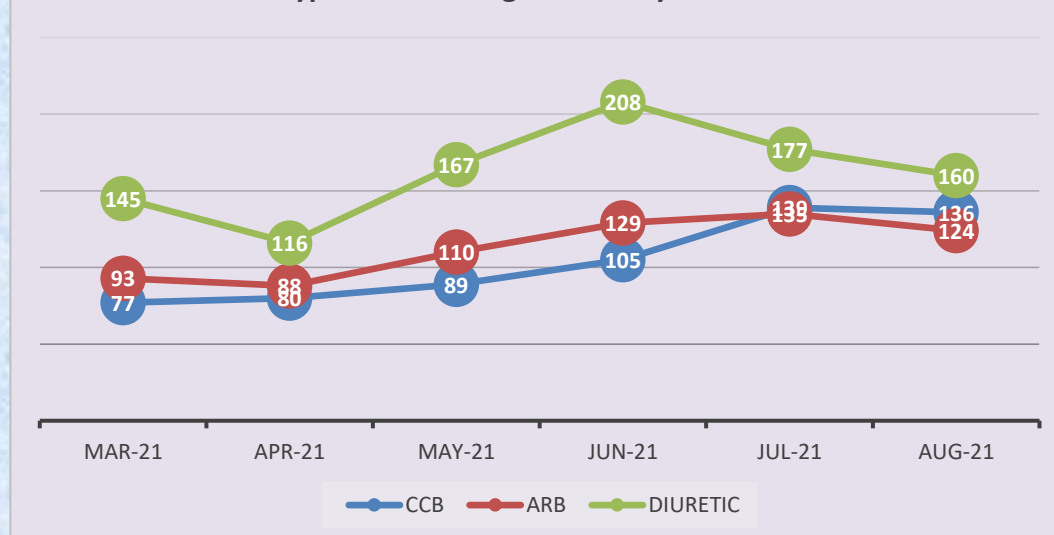
Post Covid Clinic



Indian Hypertensive Control Initiative (IHCI)

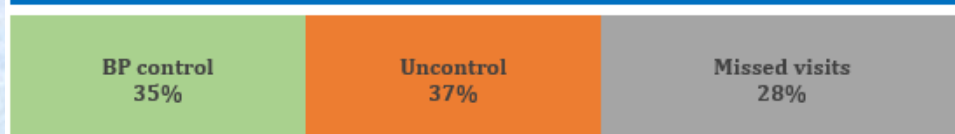
District	No. of facilities implementing IHCI
Thrissur	113
Thiruvananthapuram	111
Kannur	103
Wayanad	37
Kollam	29
Alapuzha	23
Ernakulam	6
Kasargod	6
Kozhikode	4
Total	432

Anti hypertensive drug availability: last 6 months



Hypertension treatment outcomes

Treatment outcomes of patients registered in Q 4 (Oct-Dec 2020), measured in Q 1 (Jan-Mar 2021) (N=12,229) - reported in Apr 2021



High & Low performing districts

Best performance	Lowest
District: Kannur (Control rate: 46%, missed visits: 18%)	District: Wayanad (Control rate: 26%, missed visits: 51%)

Progress Update

- Existing districts started focusing on documentation despite high COVID case load.
- Training programs being conducted in new districts wherever feasible.
- Number of facilities with stock out situation coming down gradually showing improved drug distribution.
- NCD/IHCI reviews restarted wherever possible.

Challenges

- Inability to conduct centralized trainings due to COVID situation.
- Enhanced focus on COVID vaccination and testing, thereby low registrations.
- Few staff affected by COVID/on quarantine - documentation and reporting has been affected

National Tobacco Control Programme (NTCP)

FACT SHEET –SEPTEMBER 2021

COTPA REPORT 2021

Section 4	
schools where statutory warnings displayed	8095
offices where statutory warnings displayed	20436
Fine Collected	29700
Number of person Booked	50859
Total Number of anti-tobacco hoarding in public places	149
No. Hoardings Exhibited	860

Section 5	
No. of persons booked	1
Fine Collected	0
Section 6 a	
No. of persons booked	206
Fine Collected	1000
Section 6 b	
No. of persons booked	0
Fine Collected	0

KERALA TOBACCO QUIT LINE SERVICES

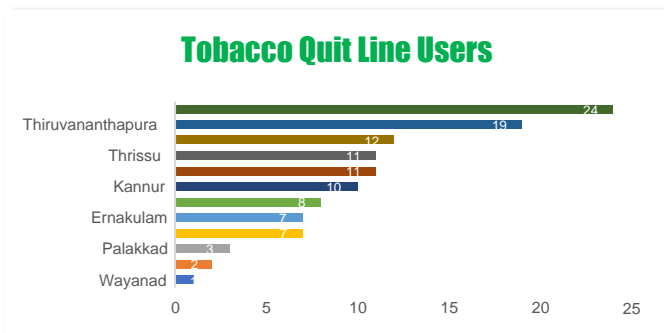
1000 Tobacco Quits
In one year

24/7

22 Average calls/day

Tele Counselling and assistance for tobacco cessation through
Disha 1056

QUIT SMOKING



INITIATIVES

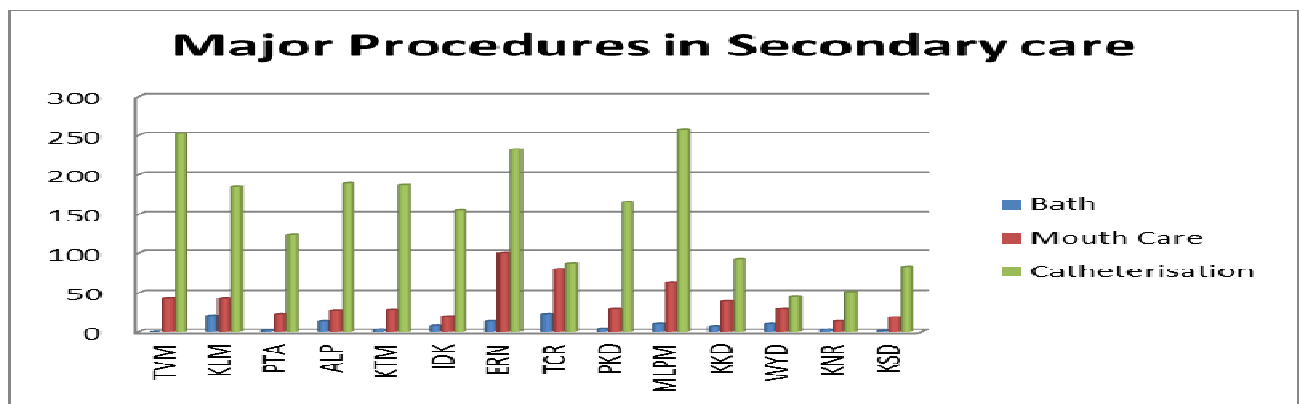
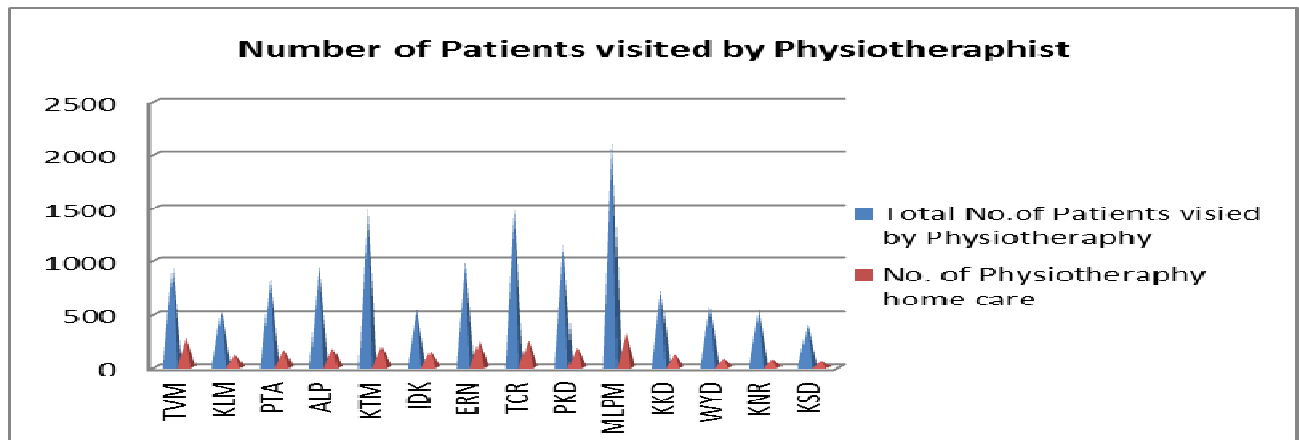
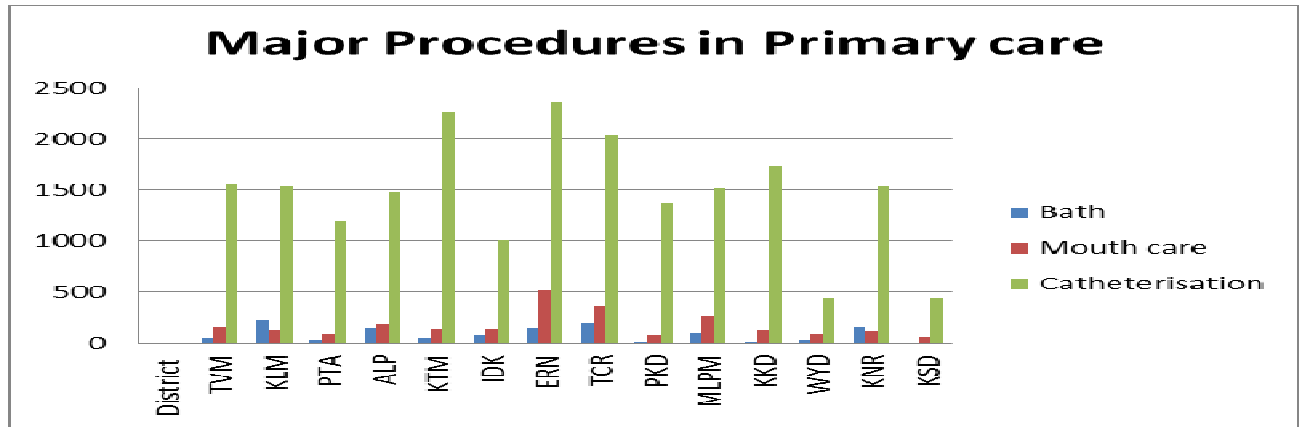
- Introduced Kerala Tobacco Quitline Services
- Anti tobacco and substance abuse campaign and activities in collaboration with college PTA, college union, clubs and NSS units of colleges
- Enforcement activities like Yellow line Campaign
- Tobacco cessation center in 14 districts were strengthened by introducing pharmacotherapy
- DLCC held in all districts

CHALLENGES

- Addressing smokeless tobacco usage among guest workers
- Illegal trade of tobacco products
- Film rules violation through online and social media

FACT SHEET ON ARIKEE
COMPREHENSIVE PALLIATIVE & GERIATRIC CARE PROGRAMME -
SEPTEMBER 2021

Total No. of Primary Unit	1084
Total No. of Home Care	16013
Total No. of Patients Visits in Home Care	144984



MENTAL HEALTH PROGRAMME

FACT SHEET - SEPTEMBER 2021

DMHP CLINICS

NEW CASES

13,061

ASWASAM CASES

SCREENED POSITIVE

11,926

SAMPOORNA MANASIKAROGYAM

NEW CASE DETECTION

18,102

TOTAL PSS CALLS

1,24,77,436

'Ottaykkalla Oppamundu'

No: of Health Personnel	1072
No: of Calls given to persons in quarantine /isolation	69,03,189
No: of Follow-up Calls given	31,64,234
Post Covid Calls (20 th Day)	991604
No: of calls given to Mentally ill patients, Children with special needs, Guest Labourers, Elderly people living alone	3,48,860
No: of calls given to School children	917991
No: of calls given to Health Personnel	64,194
No: of calls received from Helpline Numbers	87,364
Total Calls	1,24,77,436

69,03,189 persons in quarantine/isolation were given Psycho Social Support /Counselling calls

31,64,234 follow up calls with **1,25,762** counselling were given for those with psychological issues.

3,48,860 calls were given to vulnerable population.

Psycho Social Support calls were given to **9,17,991** school children, with **98,069** of them given counselling.

Post Covid call (20th day) Till date **9,91,604** persons have been called in this regard.

8291 Health Personnel were given Stress Management sessions in **151** batches.

64,194 Health Personnel were called to give psychological support.

A Suicide Prevention Campaign- 'Jeevaraksha' was launched to specifically address the issue of suicides. **5218** Personnel were trained in **89** batches.

ASWASAM

Screened: 64,158

Positives: 11,926

Targeted Interventions

SMA FHC: 376

New Cases: 18,102

Total cases 25,158

DMHP

CLINICS

2020-21

No: of Clinics-
3697

New Cases:
13,061

Follow Up:
1,75,307

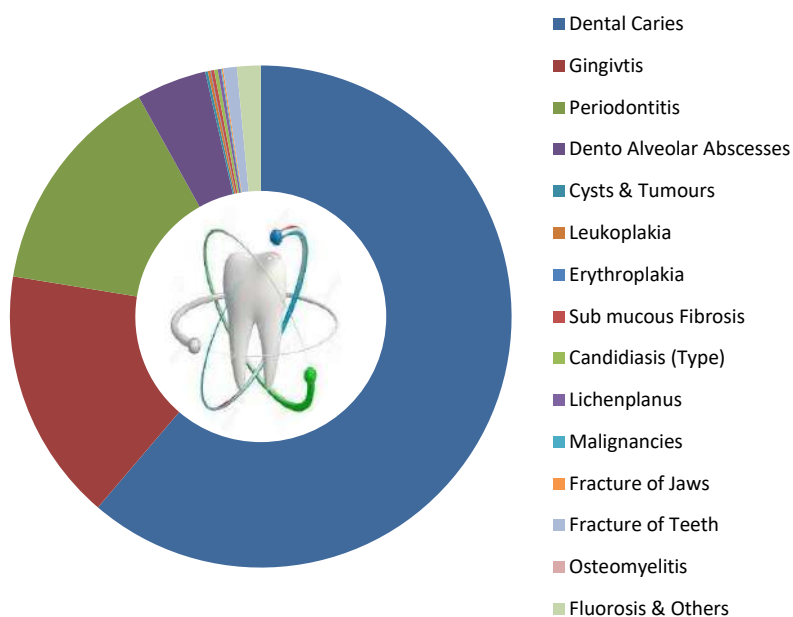
Primary Care:
82,407

Total:
2,85,000

Fact Sheet of National Oral Health Programme (NOHP) 2020-2021

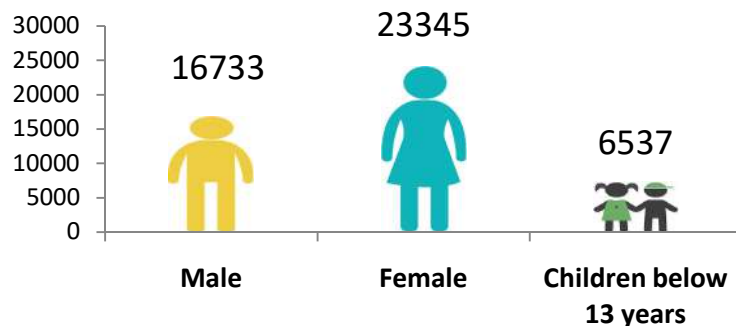
COMMON DENTAL FINDINGS-

Dental Caries	22479
Gingivitis	6533
Periodontitis	5334
Dento Alveolar Abscesses	1376
Cysts & Tumours	45
Leukoplakia	73
Erythroplakia	10
Sub mucous Fibrosis	55
Candidiasis (Type)	64
Lichenplanus	82
Malignancies	42
Fracture of Jaws	15
Fracture of Teeth	246
Osteomyelitis	4
Fluorosis & Others	550
Denture Fibroma	0
Mucocele	0



46615

Total no. of patients treated during Aug 2021



TREATMENT PROCEDURES (ORAL SURGERY)	5261
CONSERVATIVE PROCEDURES	4705
PERIODONTIC PROCEDURES	436
PROSTHODONTIC PROCEDURES	201
ORTHODONTIC PROCEDURES	296
PAEDODONTIC PROCEDURES	2450
RADIOLOGY	2150
OUT REACH ACTIVITIES	9 camps

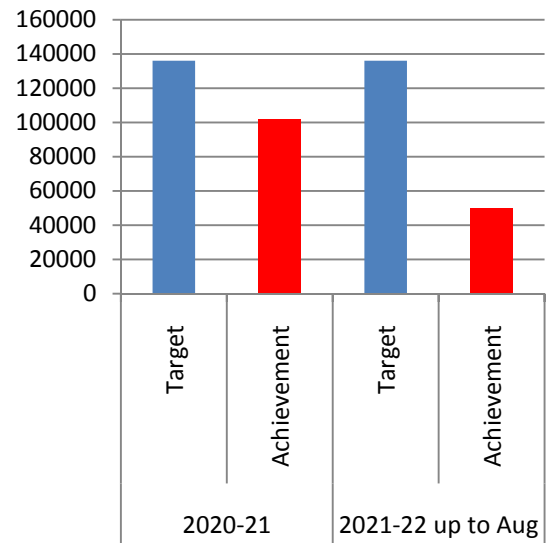
National Programme for Control of Blindness and Visual Impairment

Cataract Surgeries 2021-22

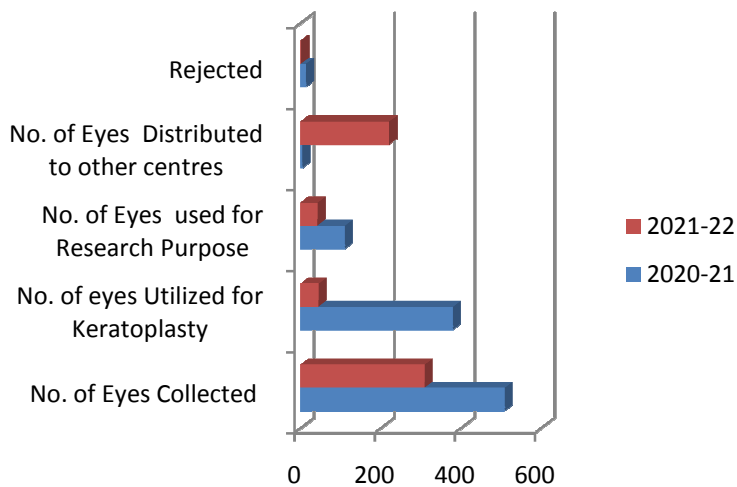
Cataract Surgeries District Level

Year	2020-21		2021-22 (upto August 2021)	
Name of Disitrcit	Target	Achievement	Target	Achievement
Thiruvananthapuram	13500	4619	13500	4768
Kollam	10700	4642	10700	3091
Pathanamthitta	4900	6242	4900	2730
Alappuzha	8700	7680	8700	2947
Kottayam	8000	9154	8000	4703
Idukki	4500	693	4500	735
Ernakulam	13520	13307	13520	6920
Thrissur	12700	10352	12700	2725
Palakkad	11400	6741	11400	2547
Malappuram	16700	10992	16700	5288
Kozhikkode	12600	8606	12600	4506
Wayanad	3300	1739	3300	802
Kannur	10300	13553	10300	6758
Kasargod	5300	3392	5300	1596
Total	136120	101712	136120	50116

State Level



% of Achivement 2020-21 74.72
% of Achivement 2021-22 upto Aug 36.81



Eye Bank Performance

Year	2020-21	2021-22
No. of Eyes Collected	509	310
No. of eyes Utilized for Keratoplasty	380	45
No. of Eyes used for Research Purpose	110	42
No. of Eyes Distributed to other centres	5	221
Rejected	14	2

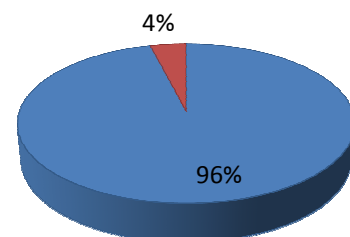
Supply of Spectacles

School Children	741
Old age Person	8154

ROP 2021-22:

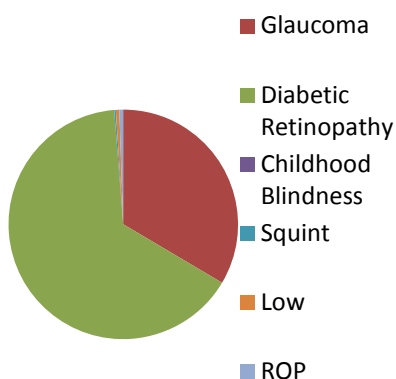
Total amount approved including routine activities:
Rs : 1263.30 Lakhs

Expenditure upto 31.08.2021
Rs 52 Lakhs



Other Eye Diseases	2020-21	2021-22
Glaucoma	3601	1484
Diabetic Retinopathy	5467	2888
Childhood Blindness	0	0
Squint	41	11
Low	81	21
ROP	140	25

Other Eye Diseases 2021-22



NATIONAL PROGRAMME FOR PREVENTION AND CONTROL OF DEAFNESS – NPPCD



FACT SHEET

Basic Information

Year of Implementation : 2015, District Nodal Centers – 14 (1 per Dist), Extension Centers – 53 TH/THQH
Phase 1 - 28 TH/THQH, Phase 2 - 19 TH/THQH, Phase 3 - 6 TH/THQH

Equipment Details

Supply in progress

1. BERA Room (9) and Speech Therapy Room(4) - DNCs
2. Sound Treated Cubicle (28) - Phase-1
3. Tympanometer (28) – Phase-1

Administrative Sanction given

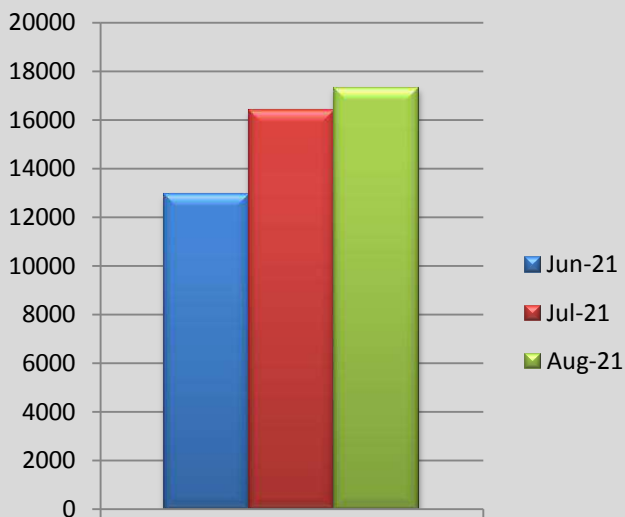
1. ENT Operating Microscope (3) – Phase 3
2. Micro drills with Burr Heads (10) – Phase 3
3. Micro Ear Surgery Instruments(10) – Phase 3
4. Sound treated Cubicle (19) – Phase 2
5. Tympanometer(19) – Phase 2

ROP Approval – Rs 384.58 Lakhs

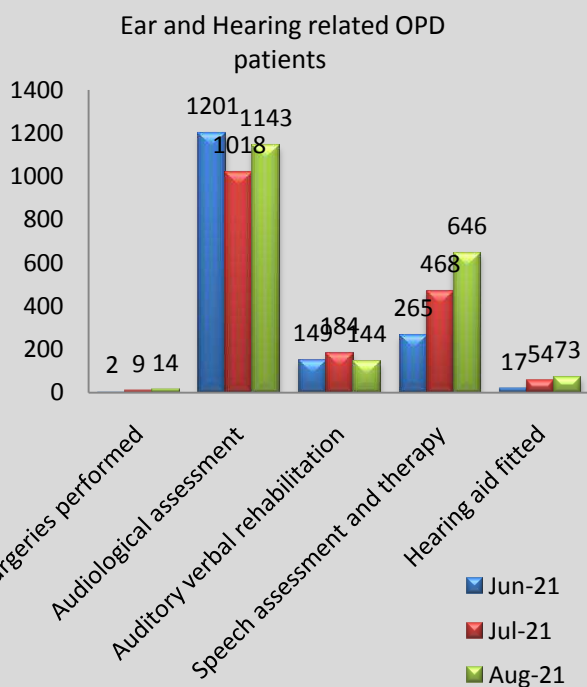
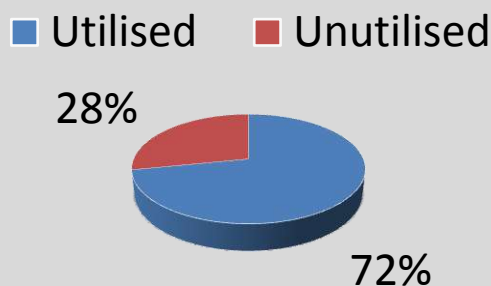
- Ear Care Screening Camps @ selected H&WCs - Rs 10.08 Lakhs
- Procurement of Equipments – Rs 269.50 Lakhs
- IEC/BCC – Rs 48 lakhs
- Recruitment of Audiologists - Rs 57 lakhs

Achievement

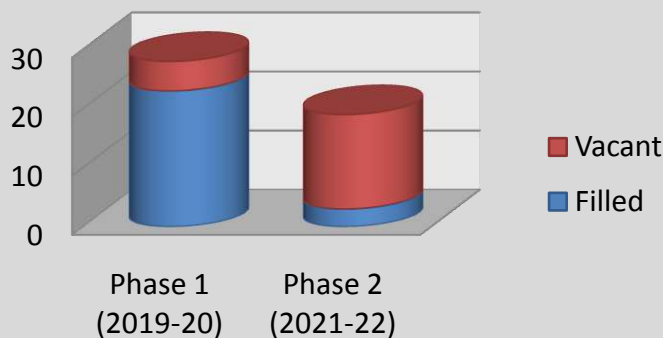
NPPCD, Kerala became a member of the WHO's World Hearing Forum for the period of 2021-2023



Expenditure



Audiologist in Extension Centers



Constraints

1. BERA room for District Centres – work interrupted due to cost escalation from Rs 3L to Rs 4.13L. (Additional funds of Rs 21 Lakhs is required)
2. Posting of Staff Nurse - sedation issues during BERA test in infants.
3. HR Vacancies, Audiologist (6 os), Audiometric Assistant (3 Nos) and Instructor for Young Hearing Impaired (4 Nos) in the districts from last year yet to be filled.

NATIONAL VIRAL HEPATITIS CONTROL PROGRAM

ദേശീയ വൈറൽ ഹെപ്പറ്റൈറ്റിസ് നിയന്ത്രണ പരിപാടി



FACT SHEET

Hepatitis B Month wise report of Screened, Positive & Added to Treatment

Hepatitis C Month wise report of Screened, Positive & Added to Treatment

Sl.No	April 2021 to July 2021			Aug-21		
	Screened	Positive	Added to Treatment	Screened	Positive	Added to Treatment
TVM	3506	59	127	1514	21	28
KLM	2294	25	2	799	4	0
PTA	1531	34	7	589	10	5
ALP	4333	35	8	2090	18	7
KTM	4279	42	32	928	14	7
IDK	1010	8	0	224	3	0
EKM	2696	20	0	925	5	0
TSR	7428	27	9	1831	7	1
PKD	635	3	9	147	0	1
MLP	3221	4	0	1178	3	2
WYD	1013	13	0	320	5	0
KKD	5032	33	1	880	18	1
KNR	8526	26	9	2745	6	2
KSD	1837	8	3	534	2	1
Total	47341	337	207	14704	116	55

Sl.No	April 2021 to July 2021			Aug-21		
	Screened	Positive	Added to Treatment	Screened	Positive	Added to Treatment
TVM	3429	17	27	1548	9	5
KLM	1784	5	0	633	1	0
PTA	471	0	0	279	2	1
ALP	4326	28	18	2090	2	3
KTM	4598	11	1	1288	2	2
IDK	698	0	0	0	0	0
EKM	2606	9	0	911	3	3
TSR	7434	13	14	530	1	2
PKD	636	2	1	144	0	0
MLP	2957	1	0	1118	2	4
WYD	910	1	0	238	1	0
KKD	1919	13	8	656	4	3
KNR	8304	9	2	2740	2	0
KSD	926	0	0	498	2	2
Total	40998	109	71	12673	31	25

NVHCP Treatment Centres Functioning Status

Sl No	District	Name of Treatment Centre	Functioning / Not Functioning	Remarks
1	Thiruvananthapuram	Govt Medical College Trivandrum	Functioning	COVID Hospital
1	Thiruvananthapuram	General Hospital Trivandrum	Functioning	COVID Hospital
2	Kollam	District Hospital Kollam	Not Functioning	COVID Hospital
3	Kollam	Govt Medical College Kollam	Functioning	COVID Hospital
4	Pathanamthitta	General Hospital Adoor	Functioning	COVID Hospital
5	Alappuzha	General Hospital Alappuzha	Functioning	COVID Hospital
6	Alappuzha	Govt Medical College Alappuzha	Functioning	COVID Hospital
7	Kottayam	General Hospital Kottayam	Functioning	COVID Hospital
8	Kottayam	Govt Medical College Kottayam	Functioning	COVID Hospital
9	Idukki	District Hospital Thodupuzha	Functioning	No Treatment Started
10	Idukki	Govt Medical College Idukki	Not Functioning	Not Started
11	Ernakulam	General Hospital Muvattupuzha	Functioning	No Treatment Started
12	Ernakulam	Govt Medical College Ernakulam	Functioning	COVID Hospital
13	Thrissur	General Hospital Thrissur	Functioning	No Treatment Started
14	Thrissur	Govt Medical College, Thrissur	Functioning	COVID Hospital
15	Palakkad	District Hospital, Palakkad	Functioning	COVID Hospital
16	Palakkad	Govt Medical College, Palakkad	Not Functioning	Not Started, Academic Section only
17	Malappuram	District Hospital, Perinthalmanna	Functioning	
18	Malappuram	Govt Medical College, Malappuram	Functioning	
19	Wayanad	General Hospital, Kalpetta	Functioning	No Treatment Started
20	Kozhikode	General Hospital, Kozhikode	Functioning	COVID Hospital
21	Kozhikode	Govt Medical College, Kozhikode	Functioning	COVID Hospital
22	Kannur	District Hospital, Kannur	Functioning	
23	Kannur	Government Medical College, Kannur	Functioning	COVID Hospital
24	Kasargode	General Hospital Kasargode	Functioning	
25	Malappuram	DH Tirur, Malappuram	Just Started	No Treatment Started
26	Ernakulam	GH Ernakulam	Just Started	No Treatment Started
Total Number of Treatment Centres				26
Total Number of Treatment Centres Started				24
Total Number of Treatment Centres Functioning				21
Total Number of Treatment Centres Not Functioning				4
Total Number of Treatment Centres Functioning but no Treatment Started				5
Total Number of Treatment Centres Functioning with COVID Hospital				14
Total Number of Treatment Centres Functioning with Non COVID Hospital				2

Financial Achievement

Particulars	Amount (Rs. In lakhs)
Total ROP 2021-22 Approved	308.155
Administrative Sanction issued for IEC/BCC activities	34
Administrative Sanction for procurement of Hepatitis B & C test kits (Requirement collected from districts and file is being processed)	46.375

- Orders issued to designate District Hospital Tirur & General Hospital Ernakulam as Treatment Centre of NVHCP Programme.
- Orders issued to districts for Utilisation of previous year unspent balance for Sample Transportation.



National Rabies Control Programme

National Rabies Control Programme (NRCP)


FACT SHEET

511 Health institutions having the facility to give Anti Rabies Vaccine &
41 Health institutions having the facility to give Anti Rabies Serum.

Monthly Animal Bite Report for 2021-22.

Sl. No.	Districts	Apr-21		May-21		Jun-21		Jul-21		Aug-21	
		Dog Bite Cases	Cat Bite Cases	Dog Bite Cases	Cat Bite Cases	Dog Bite Cases	Cat Bite Cases	Dog Bite Cases	Cat Bite Cases	Dog Bite Cases	Cat Bite Cases
1	Thiruvananthapuram	2479	2058	1470	1485	1974	1661	2333	1962	2465	2044
2	Kollam	1792	1840	1215	1330	1479	1645	1644	1652	1782	1690
3	Pathanamthitta	819	297	677	585	805	692	840	816	945	686
4	Alappuzha	1290	1407	755	930	1107	1293	928	1415	1092	1218
5	Kottayam	825	1333	605	970	874	1098	979	1273	879	989
6	Idukki	792	207	491	139	561	255	599	206	184	130
7	Ernakulam	1820	2349	1213	1812	1534	2355	1816	2607	1736	2426
8	Thrissur	878	1240	687	938	819	1399	799	1281	929	1471
9	Palakkad	2540	1871	1838	1816	1809	1688	1734	1822	1837	1893
10	Malappuram	703	3336	466	2867	583	3744	591	3472	613	3390
11	Kozhikkode	1244	3118	881	3002	888	2459	857	2561	656	1747
12	Wayanad	500	577	375	468	421	612	385	576	404	518
13	Kannur	1484	2887	978	2245	1067	2557	1265	2682	1099	2492
14	Kasargode	803	829	590	666	656	752	587	738	528	752
Total		17969	23349	12241	19253	14577	22210	15357	23063	15149	21446

- World Rabies Day Observed on September 28th 2021.



Financial Achievement

Total ROP 2021-22 Approved - 27.26

Rs. 20 Lakhs -Administrative Sanction is issued to District level IEC/BCC activities & State level IEC/BCC activities 2021-22

LEPTOSPIROSIS FACTSHEET

**DATA ON COMMUNICABLE DISEASES
(Jan - Sep 26) (2018- 2021)**

Sl.No.	Name of Diseases	2018		2019		2020		2021	
		Case	Death	Case	Death	Case	Death	Case	Death
7	Leptospirosis	1621	83	761	38	704	29	954	36
8	Sus: Leptospirosis	3135	87	1342	57	1347	92	1355	117

District wise Lepto cases

District	CONFIRMED LEPTOSPIROSIS (Jan - Aug 30)						District	SUSPECTED LEPTOSPIROSIS (Jan - Aug 30)					
	2019		2020		2021			2019		2020		2021	
	C	D	C	D	C	D		C	D	C	D	C	D
TVM	134	8	129	5	136	5	TVM	81	18	37	19	54	27
KLM	41	3	40	2	42	3	KLM	30	10	24	3	12	3
PTA	52	1	74	-	48	2	PTA	55	3	77	12	48	11
IDK	16	1	17	-	16	5	IDK	28	1	29	2	44	4
KTM	57	2	75	2	118	1	KTM	82	-	102	12	107	10
ALP	118	1	99	2	138	4	ALP	146	-	183	1	210	2
EKM	24	3	19	5	105	4	EKM	139	1	228	5	269	13
TSR	9	5	21	3	32	2	TSR	62	-	104	1	60	4
PKD	32	-	18	1	23	-	PKD	48	4	38	6	82	10
MLP	75	2	24	1	48	3	MLP	141	8	68	5	50	1
KKD	91	4	35	4	99	4	KKD	266	5	131	12	160	20
WYD	73	7	130	3	74	3	WYD	162	4	236	8	157	8
KNR	23	1	21	-	20	-	KNR	56	2	59	3	63	2
KSD	16	-	2	1	55	-	KSD	46	1	31	3	39	2
Total	761	38	704	29	954	36	Total	1342	57	1347	92	1355	117

National Programme for Climate Change & Human Health (NPCCHH)

- ❖ **Attended WHO SEARO Workshop: Advancing health-climate action through improved vulnerability and adaptation assessment and planning August 17-19 and 25**
- ❖ **Presented Short Action Plan for Health Adaptation Plan**



FACTSHEET SEPTEMBER 2021

- ❖ **Drafted Training Module for Health care workers (Malayalam)**



ഉള്ളടക്കം

ആമുഖം/നോട്ടസം

1. മുഖവുര	7
2. കാലാവസ്ഥാ വ്യതിയാനം അടിസ്ഥാനവിഷയങ്ങൾ	10
3. കാലാവസ്ഥാ വ്യതിയാനവും ആരോഗ്യവും	16
4. കാലാവസ്ഥാ വ്യതിയാനം, താപതരംഗങ്ങളും ആരോഗ്യപ്രശ്നങ്ങളും	21
5. കാലാവസ്ഥാവ്യതിയാനം, അലർജിമുണ്ടാക്കുന്ന വസ്തുക്കളും ആരോഗ്യ പ്രശ്നങ്ങളും	26
6. കാലാവസ്ഥാവ്യതിയാനം, വെടിപ്പുമൂലം, ആരോഗ്യപ്രശ്നങ്ങളും	31
7. കാലാവസ്ഥാവ്യതിയാനം, പുഴക്കരകളും, തെള്ളക്കരകളും, ആരോഗ്യ പ്രശ്നങ്ങളും	36
8. കാലാവസ്ഥാവ്യതിയാനം, വാതുമുഖ്യാനവും, ആരോഗ്യപ്രശ്നങ്ങളും	39
9. കാലാവസ്ഥാ വ്യതിയാനം, പകർച്ചവ്യാധികളും, ആരോഗ്യപ്രശ്നങ്ങളും	44
10. കാലാവസ്ഥാവ്യതിയാനം, ഇമീമിനവും, ഇമീമിനവുമായ കൂടിച്ചേരും, ആരോഗ്യപ്രശ്നങ്ങളും	49
11. കാലാവസ്ഥാവ്യതിയാനം, കുട്ടികൾക്കും സ്ത്രീകൾക്കും ഉണ്ടാകുന്ന ആരോഗ്യപ്രശ്നങ്ങൾ	54
12. കാലാവസ്ഥാവ്യതിയാനവും, മരണസാധ്യതയും	59
13. കാലാവസ്ഥാവ്യതിയാനം മൂലമുണ്ടാകുന്നതിനുള്ള പൊതുജനസൗകര്യങ്ങളും ആരോഗ്യപ്രശ്നങ്ങളും പകർച്ച	62
14. ബാധാപരിഹാരണങ്ങളും മറ്റുള്ള മരണാപരങ്ങളും കുറിച്ചുള്ള കണ്ടെത്തലുകൾ (കെ.എ.പി.പി.എ.പി. നൽകൽ)	70
15. കാലാവസ്ഥാവ്യതിയാനത്തെ കുറിച്ചു് പൊതുജനാഭി നവനങ്ങളെ ആകർഷിപ്പിക്കൽ - പ്രധാന ആശയങ്ങൾ, ചുരുക്ക വിഷയങ്ങൾ, പ്രധാനപദങ്ങൾ	75

- ❖ **Climate Resilient & Ecofriendly Health Care Initiative – Preliminary Consultative Meeting with State Quality Division & other stakeholders**

Climate Vulnerability Assessment of Healthcare Centers for Climate Resilience



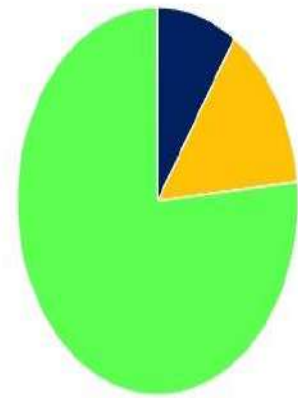
Dr Bipin Gopal S...

AEFI FACT SHEET SEP-21

1. COVID 19 Vaccination –Safe vac

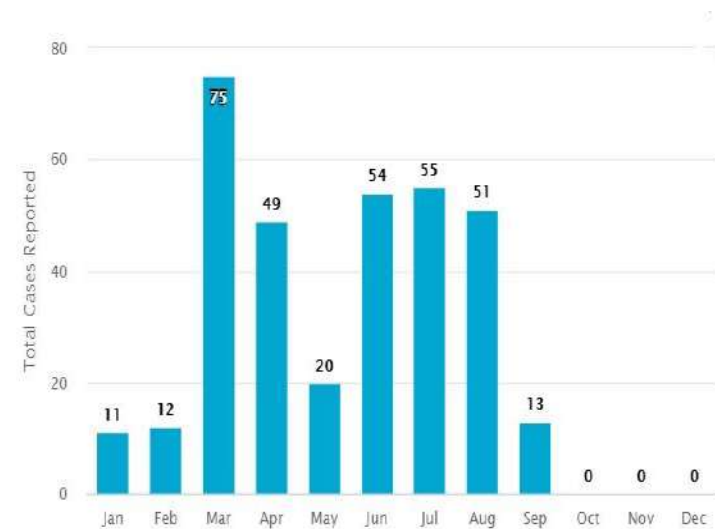
District	Total No of AEFI Safe vac	Total no of Minor Cases Safe Vac	Total no of severe Cases Safe Vac	Total no of serious Safe Vac	Cases to be investigate	Total no of Deaths
Alappuzha	421	374	13	34	47	27
Ernakulam	178	158	1	19	20	19
Idukki	272	263	1	8	9	4
Kannur	1215	1182	16	17	33	11
Kasaragod	85	75	4	6	10	6
Kollam	175	150	6	19	25	12
Kottayam	236	224	0	12	12	8
Kozhikode	258	238	11	9	20	9
Malappuram	220	205	3	12	15	11
Palakkad	843	817	3	23	26	14
Pathanamthitta	48	32	2	14	16	7
Thiruvananthapuram	204	168	9	27	36	4
Thrissur	509	448	7	54	61	38
Wayanad	281	255	2	24	26	12
Kerala	4945	4589	78	278	356	182

2. Analysis-Covid 19 Vaccination AEFI



● > 60 years: 455
● 50 years to 60 years: 703
● 18 years to 50 years: 3783

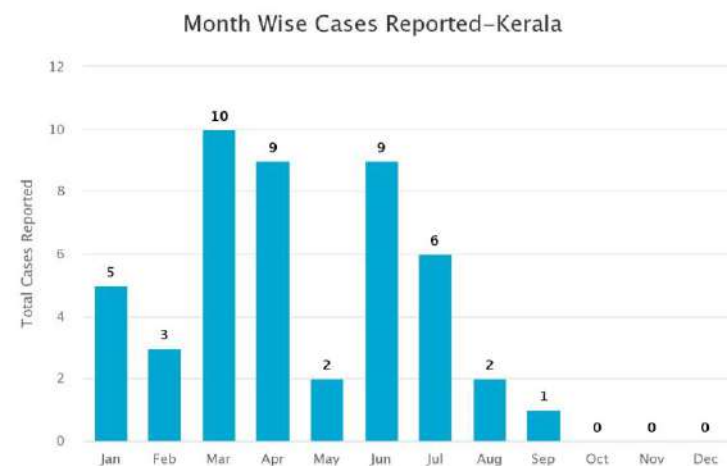
3. COVID 19 Vaccination –Safe vac



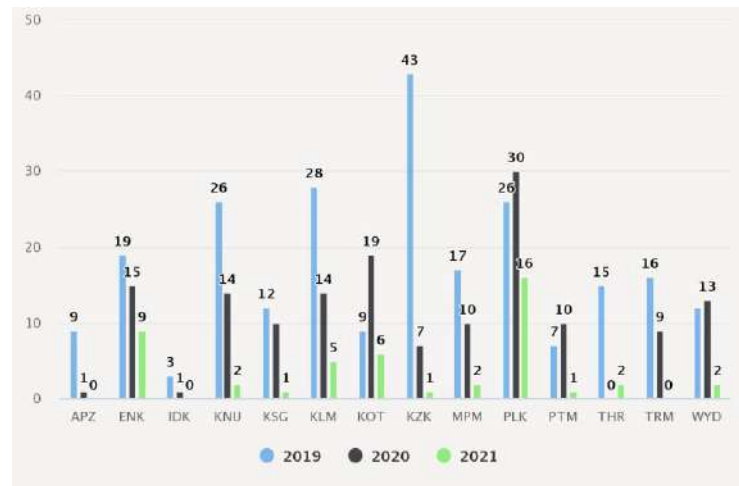
4. UIP AEFI Safe vac

	AEFI reported 2019	AEFI reported 2020	AEFI reported 2021
Alappuzha	9	1	0
Ernakulam	19	15	9
Idukki	3	1	0
KOZHICKODE	43	7	1
Kannur	26	14	2
Kasaragod	12	10	1
Kollam	28	14	5
Kottayam	9	19	6
Malappuram	17	10	2
Palakkad	26	30	16
Pathanamthitta	7	10	1
Thiruvananthapuram	16	9	0
Thrissur	15	0	2
Wayanad	12	13	2
Kerala	242	153	47

5. UIP AEFI –Safe vac



6. UIP AEFI –Safe vac



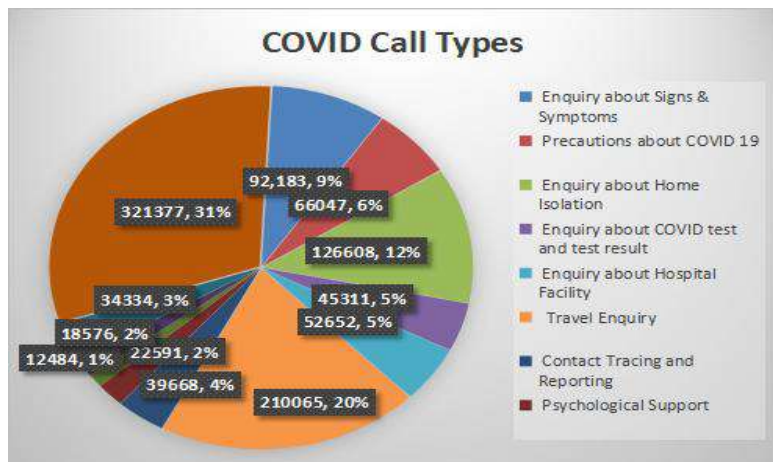
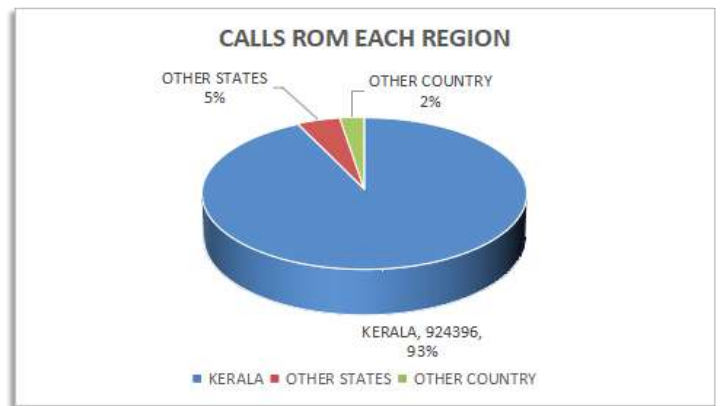
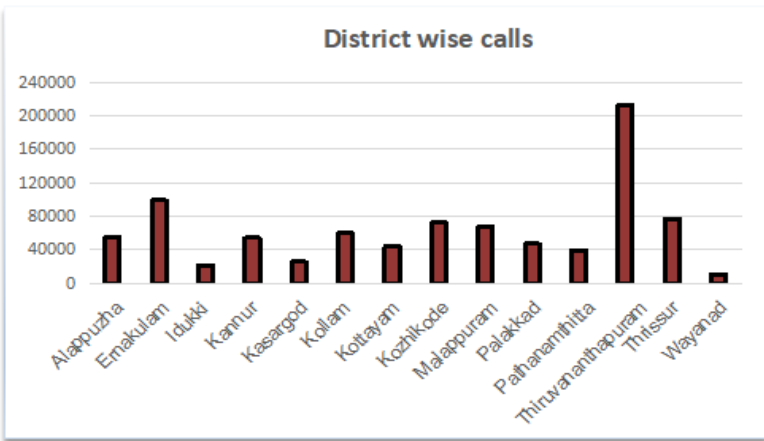
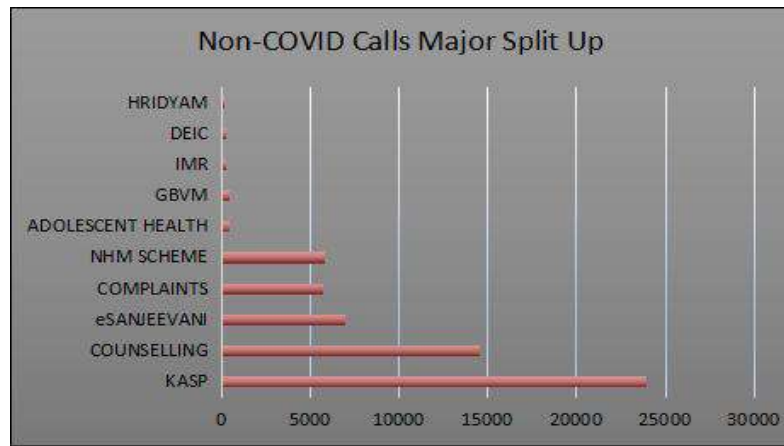
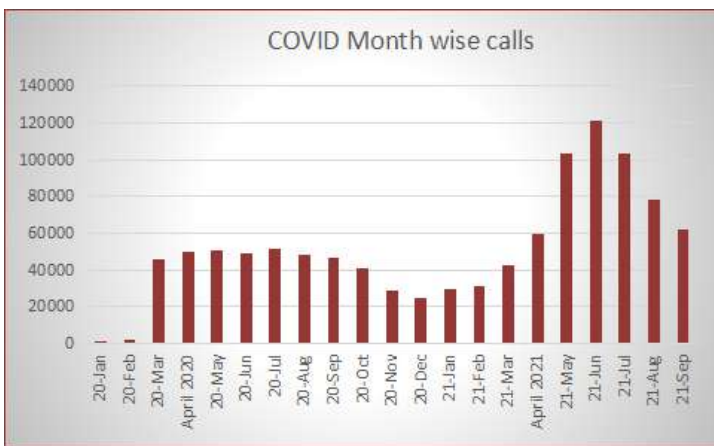
DISHA 1056

24 x7 Health Helpline



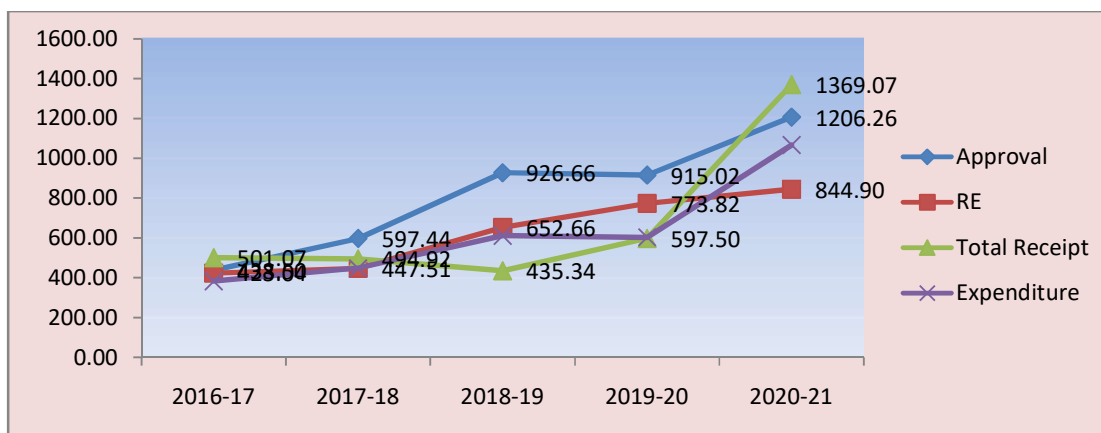
A complete Health Helpline under Govt of Kerala and NHM...

Helping Keralites all over the world!!! Available on 104, 1056 (Toll Free) / 04712552056/ 04712551056

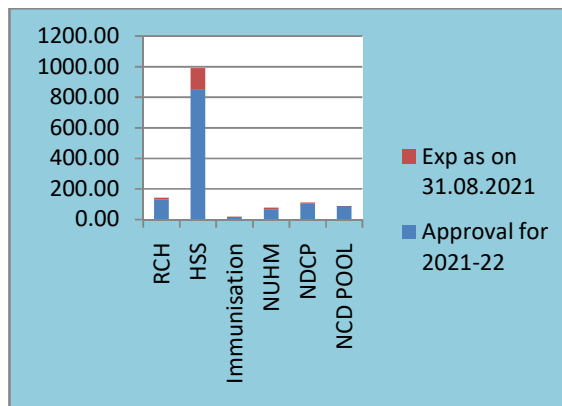


NHM-Financial Status

NHM Fund status (Last 5 Years) (Rs in crores)				
Year	Approval	RE	Receipt	Expenditure
2016-17	438.50	423.04	501.07	383.51
2017-18	597.44	447.51	494.92	448.49
2018-19	926.66	652.66	435.34	611.49
2019-20	915.02	773.82	597.50	603.20
2020-21	1206.26	844.90	1369.07	1066.12

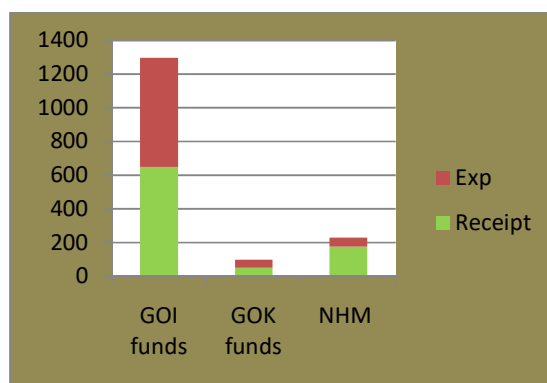


NHM 2021-22 (Rs in crores)			
Activity head	Approval	Exp as on 31.08.2021	%
RCH	132.71	11.35	9
HSS	847.62	144.18	17
Immunisation	17.68	2.28	13
NUHM	68.52	10.30	15
NDCP	105.21	7.83	7
NCD POOL	88.30	1.07	1
Total	1260.05	177.01	14



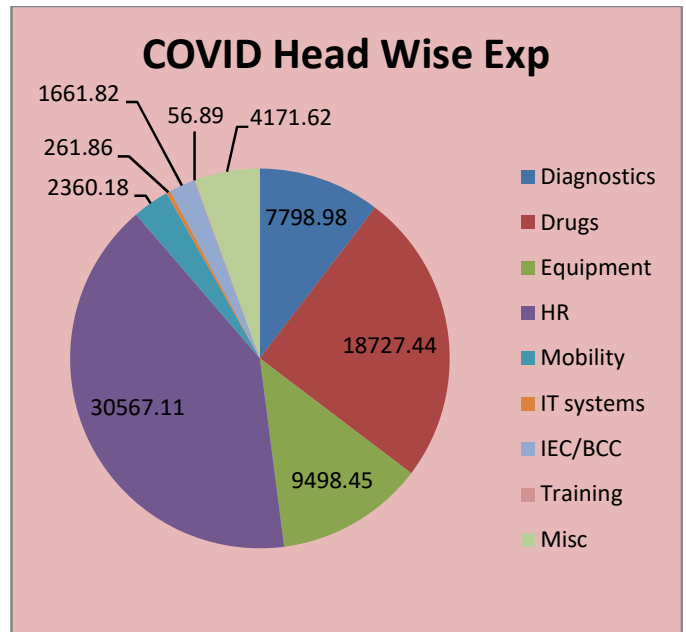
COVID Package funds –ECRP-Phase I (Rs in crores)

Year	Receipt GOI	Receipt GOK	Total Receipt	Expenditure
2019-20	74.21	49.47	123.68	123.68
2020-21	573.96	(100% CSS)	573.96	573.96
Uncommitted NHM funds taken for COVID			176.03	53.40
Total	648.17	49.47	873.67	751.04 (81%)

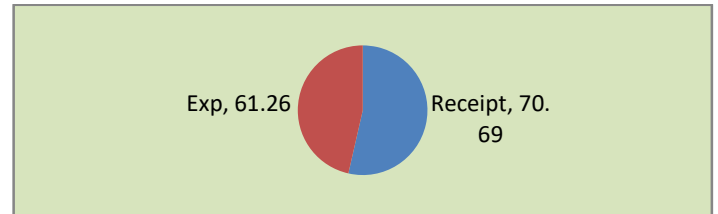


COVID Head wise Expenditure

FMR code	Activity Head	Total Expenditure (Rs. in lakhs)
B.31.1	Diagnostics including sample transport	7798.98
B.31.2	Drugs and supplies including PPE and masks	18727.44
B.31.3	Equipment /facilities for patient care including support for ventilators	9498.45
B.31.4	Temporary HR	30567.11
B.31.5	Mobility Support	2360.18
B.31.6	IT systems including hardware and software etc.	261.86
B.31.7	IEC/BCC	1661.82
B.31.8	Training	56.89
B.31.9	Misc (which could not be accounted for in B31.1 to B31.7)	4171.62
	Total	75104.35



COVID SDRF Funds		
Year	Receipt	Expenditure
2020-21	50.69	50.69
2021-22	20	10.57
Total	70.69	61.26 (87%)



Sl no	Particulars	Amount in lakhs
1	Minor Infrastructure Modifications for setting of isolation and quarantine facilities, CFLTC – Medical	1484.71
2	Control room and call centre	396.65
3	Surveillance unit Strengthening	699.25
4	IEC /BCC and Training	88.90
5	Enforcement	6.53
6	Logistics Management	2032.49
7	Sample collection and Management	335.62
8	Food Expense to the patients on Covid 19 treatment and Isolation	975.99
9	Documentation & Stationery	55.69
10	Airport and Seaport management(Railway Station)	49.97
	Total	6125.8

