

KERALA

April 2025

# ULBs	Wards	Wards covered by NUHM	% urban wards covered by NUHM
93	3525	1027	29.1%
Population	Urban population	Population covered by NUHM	% urban population covered by NUHM
33,406,061	18,139,491	3,255,368	17.9%

ULBs: Urban local bodies

Health Institutions

Type	Sanctioned	Operational	% operational
UHC	2	2	100%
UPHC	102	102	100%
UHCW	380	291	76.6%

UHC: Urban Community Health Centre; UPHC: Urban Primary Health Centre; UHCW: Urban Health & Wellness Centre

Urban Polyclinics (XV FC)

Sanctioned	Operational	% operational
102	96	94.1%

Criteria for operational status: At least two specialty OPs every week

Outpatient care

Type	Total OP (month)	Total OP (Cumulative)	Specialist OP (month)	Specialist OP (cumulative)	Average daily OP/facility
UPHC/UHC	206132	206132	28711	28711	81
UHCW	223708	223708	-	-	33

Lab diagnostics

Type	Lab tests(month)	Lab tests (Cumulative)	Average tests/day/facility
UPHC/UHC	185627	185627	73
UHCW	106898	106898	15

Screening for diseases

Disease	Target	Achievement (month)	Cumulative achievement	%
Diabetes	1204486	31890	31890	2.65%
Hypertension	1204486	33189	33189	2.76%
Oral cancer	1204486	2770	2770	0.23%
Breast cancer	602243	2430	2430	0.40%
Cervical cancer	120449	1509	1509	1.25%

Screening target (based on key deliverables of ROP 2025-26)

Community processes

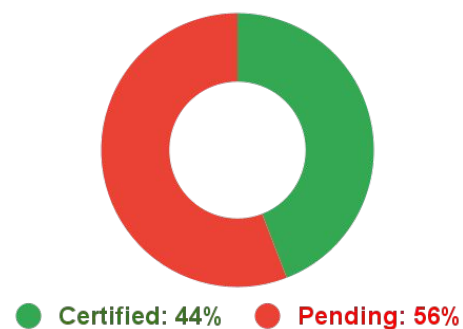
Activity	Target	Achievement	%
UHND	1027	838	81.6%
MAS meeting	1510	1156	76.6%
JAS meeting	393	28	7.1%

UHND: Urban Health Nutrition Day; MAS: Mahila Arogya Samiti; JAS: Jan Arogya Samiti

National Quality Assurance Standards

# UPHCs	State accredited	National accredited	%
102	2	43	44.12%

NQAS



Finance (NUHM)

ROP approval	Expenditure	% Expenditure
15782.81	671.58	4.26%

Finance (XV FC)

Activity	Year	Approval	Expenditure	%
Urban polyclinic	2021-22	960	195.16	20%
	2022-23	60	0	0%
Opex of UPHC	2021-22	294.78	233.18	79%
	2022-23	510	50.47	10%
Diagnostics	2021-22	734.4	681.63	93%
	2022-23	755.01	213.69	28%
	2023-24	0	0	-

All amounts in Rs. Lakhs

Major activities in the month

- State level review conducted on 21st Apr 25 [online mode].
- Two officials from the State Unit conducted an onsite review of UPHC and UHWC operations in Kollam district on 10th and 11th Apr 25.
- Online training given to all the clinical personnel on the Management of Short Febrile Illnesses including ILIs on 7th & 8th Apr 25.
- 7 new UHWCs operationalised in various districts .
- A two day Management Development Training imparted to the management staff at the district programme units on 24th & 25th Apr 25 [Batch 1] and 29th & 30th Apr25 [Batch 2].

Thiruvananthapuram

April 2025

# ULBs	Wards	Wards covered by NUHM	% urban wards covered by NUHM
5	247	108	43.7%
Population	Urban population	Population covered by NUHM	% urban population covered by NUHM
3,301,427	1,792,675	533,227	29.7%

ULBs: Urban local bodies

Health Institutions

Type	Sanctioned	Operational	% operational
UHC	1	1	100%
UPHC	18	18	100%
UHCW	58	28	48.3%

UHC: Urban Community Health Centre; UPHC: Urban Primary Health Centre; UHCW: Urban Health & Wellness Centre

Urban Polyclinics (XV FC)

Sanctioned	Operational	% operational
18	17	94.4%

Criteria for operational status: At least two specialty OPs every week

Outpatient care

Type	Total OP (month)	Total OP (Cumulative)	Specialist OP (month)	Specialist OP (cumulative)	Average daily OP/facility
UPHC/UHC	38894	38894	2332	2332	87
UHCW	14123	14123	-	-	21

Lab diagnostics

Type	Lab tests(month)	Lab tests (Cumulative)	Average tests/day/facility
UPHC/UHC	25950	25950	58
UHCW	3642	3642	6

Screening for diseases

Disease	Target	Achievement (month)	Cumulative achievement	%
Diabetes	197294	70	70	0.04%
Hypertension	197294	77	77	0.04%
Oral cancer	197294	385	385	0.20%
Breast cancer	98647	393	393	0.40%
Cervical cancer	19729	146	146	0.74%

Screening target (based on key deliverables of ROP 2025-26)

Community processes

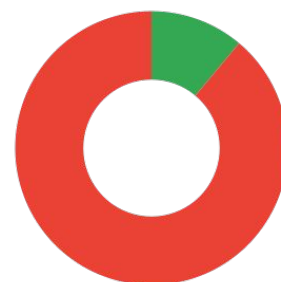
Activity	Target	Achievement	%
UHND	108	100	92.6%
MAS meeting	264	104	39.4%
JAS meeting	46	2	4.3%

UHND: Urban Health Nutrition Day; MAS: Mahila Arogya Samiti; JAS: Jan Arogya Samiti

National Quality Assurance Standards

# UPHCs	State accredited	National accredited	%
18	0	2	11.11%

NQAS



● Certified: 11% ● Pending: 89%

Finance (NUHM)

ROP approval	Expenditure	% Expenditure
2445.93	95.84	3.92%

Finance (XV FC)

Activity	Year	Approval	Expenditure	%
Urban polyclinic	2021-22	170	25.59	15%
	2022-23	10	0	0%
Opex of UPHC	2021-22	52.02	45.99	88%
	2022-23	90	0	0%
Diagnostics	2021-22	129.6	104.94	81%
	2022-23	141.9	0	0%
	2023-24	0	0	-

All amounts in Rs. Lakhs

Major activities in the month

· Desk Review on: 09/04/2025 and District NUHM Review on: 15/04/2025

Kollam

April 2025

# ULBs	Wards	Wards covered by NUHM	% urban wards covered by NUHM
5	186	50	26.9%
Population	Urban population	Population covered by NUHM	% urban population covered by NUHM
2,635,375	1,431,009	184,434	12.9%

ULBs: Urban local bodies

Health Institutions

Type	Sanctioned	Operational	% operational
UHC	0	0	-
UPHC	5	5	100%
UHCW	19	16	84.2%

UHC: Urban Community Health Centre; UPHC: Urban Primary Health Centre; UHCW: Urban Health & Wellness Centre

Urban Polyclinics (XV FC)

Sanctioned	Operational	% operational
5	5	100%

Criteria for operational status: At least two specialty OPs every week

Outpatient care

Type	Total OP (month)	Total OP (Cumulative)	Specialist OP (month)	Specialist OP (cumulative)	Average daily OP/facility
UPHC/UHC	10979	10979	1874	1874	88
UHCW	14205	14205	-	-	36

Lab diagnostics

Type	Lab tests(month)	Lab tests (Cumulative)	Average tests/day/facility
UPHC/UHC	15592	15592	125
UHCW	8953	8953	23

Screening for diseases

Disease	Target	Achievement (month)	Cumulative achievement	%
Diabetes	68241	14	14	0.02%
Hypertension	68241	12	12	0.02%
Oral cancer	68241	4	4	0.01%
Breast cancer	34120	3	3	0.01%
Cervical cancer	6824	0	0	0.00%

Screening target (based on key deliverables of ROP 2025-26)

Community processes

Activity	Target	Achievement	%
UHND	50	81	162%
MAS meeting	75	67	89.3%
JAS meeting	21	2	9.5%

UHND: Urban Health Nutrition Day; MAS: Mahila Arogya Samiti; JAS: Jan Arogya Samiti

National Quality Assurance Standards

# UPHCs	State accredited	National accredited	%
5	0	4	80.00%

NQAS



● Certified: 80% ● Pending: 20%

Finance (NUHM)

ROP approval	Expenditure	% Expenditure
819.22	38.74	4.73%

Finance (XV FC)

Activity	Year	Approval	Expenditure	%
Urban polyclinic	2021-22	50	15.44	31%
	2022-23	0	0	-
Opex of UPHC	2021-22	14.45	14.35	99%
	2022-23	25	0	0%
Diagnostics	2021-22	36	35.97	100%
	2022-23	52.61	20.54	39%
	2023-24	0	0	-

All amounts in Rs. Lakhs

Major activities in the month

· Desk Review on: 23/04/2025 and District NUHM Review on: 23/04/2025

Pathanamthitta

April 2025

# ULBs	Wards	Wards covered by NUHM	% urban wards covered by NUHM
4	131	37	28.2%
Population	Urban population	Population covered by NUHM	% urban population covered by NUHM
1,197,412	650,195	47,046	7.2%

ULBs: Urban local bodies

Health Institutions

Type	Sanctioned	Operational	% operational
UHC	0	0	-
UPHC	2	2	100%
UHCW	10	7	70%

UHC: Urban Community Health Centre; UPHC: Urban Primary Health Centre; UHCW: Urban Health & Wellness Centre

Urban Polyclinics (XV FC)

Sanctioned	Operational	% operational
2	2	100%

Criteria for operational status: At least two specialty OPs every week

Outpatient care

Type	Total OP (month)	Total OP (Cumulative)	Specialist OP (month)	Specialist OP (cumulative)	Average daily OP/facility
UPHC/UHC	5025	5025	276	276	101
UHCW	4628	4628	-	-	27

Lab diagnostics

Type	Lab tests(month)	Lab tests (Cumulative)	Average tests/day/facility
UPHC/UHC	2162	2162	44
UHCW	2773	2773	16

Screening for diseases

Disease	Target	Achievement (month)	Cumulative achievement	%
Diabetes	17407	1279	1279	7.35%
Hypertension	17407	1241	1241	7.13%
Oral cancer	17407	30	30	0.17%
Breast cancer	8704	38	38	0.44%
Cervical cancer	1741	23	23	1.32%

Screening target (based on key deliverables of ROP 2025-26)

Community processes

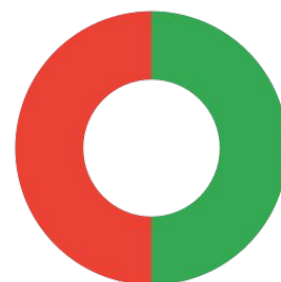
Activity	Target	Achievement	%
UHND	37	59	159.5%
MAS meeting	41	39	95.1%
JAS meeting	9	0	0%

UHND: Urban Health Nutrition Day; MAS: Mahila Arogya Samiti; JAS: Jan Arogya Samiti

National Quality Assurance Standards

# UPHCs	State accredited	National accredited	%
2	0	1	50.00%

NQAS



● Certified: 50% ● Pending: 50%

Finance (NUHM)

ROP approval	Expenditure	% Expenditure
494.28	16.91	3.42%

Finance (XV FC)

Activity	Year	Approval	Expenditure	%
Urban polyclinic	2021-22	20	6.63	33%
	2022-23	0	0	-
Opex of UPHC	2021-22	5.78	5.55	96%
	2022-23	10	0	0%
Diagnostics	2021-22	14.4	14.12	98%
	2022-23	20	5.42	27%
	2023-24	0	0	-

All amounts in Rs. Lakhs

Major activities in the month

- Desk Review on: 08/04/2025 and District NUHM Review on: 08/04/2025
- NQAS training for UPHC staff
- DDMS training for UPHC & UHWC Pharmacist

Alappuzha

April 2025

# ULBs	Wards	Wards covered by NUHM	% urban wards covered by NUHM
6	215	102	47.4%
Population	Urban population	Population covered by NUHM	% urban population covered by NUHM
2,127,789	1,155,389	243,575	21.1%

ULBs: Urban local bodies

Health Institutions

Type	Sanctioned	Operational	% operational
UHC	0	0	-
UPHC	6	6	100%
UHC	24	20	83.3%

UHC: Urban Community Health Centre; UPHC: Urban Primary Health Centre; UHC: Urban Health & Wellness Centre

Urban Polyclinics (XV FC)

Sanctioned	Operational	% operational
6	6	100%

Criteria for operational status: At least two specialty OPs every week

Outpatient care

Type	Total OP (month)	Total OP (Cumulative)	Specialist OP (month)	Specialist OP (cumulative)	Average daily OP/facility
UPHC/UHC	12867	12867	1865	1865	86
UHC	13359	13359	-	-	27

Lab diagnostics

Type	Lab tests(month)	Lab tests (Cumulative)	Average tests/day/facility
UPHC/UHC	14908	14908	100
UHC	6216	6216	13

Screening for diseases

Disease	Target	Achievement (month)	Cumulative achievement	%
Diabetes	90123	3998	3998	4.44%
Hypertension	90123	4235	4235	4.70%
Oral cancer	90123	0	0	0.00%
Breast cancer	45061	0	0	0.00%
Cervical cancer	9012	0	0	0.00%

Screening target (based on key deliverables of ROP 2025-26)

Community processes

Activity	Target	Achievement	%
UHND	102	85	83.3%
MAS meeting	109	92	84.4%
JAS meeting	26	1	3.8%

UHND: Urban Health Nutrition Day; MAS: Mahila Arogya Samiti; JAS: Jan Arogya Samiti

National Quality Assurance Standards

# UPHCs	State accredited	National accredited	%
6	0	2	33.33%

NQAS



● Certified: 33% ● Pending: 67%

Finance (NUHM)

ROP approval	Expenditure	% Expenditure
927.41	38.25	4.12%

Finance (XV FC)

Activity	Year	Approval	Expenditure	%
Urban polyclinic	2021-22	60	0.00	0%
	2022-23	0	0	-
Opex of UPHC	2021-22	17.34	16.69	96%
	2022-23	30	2.19	7%
Diagnostics	2021-22	43.2	43.2	100%
	2022-23	93.4	34.2	37%
	2023-24	0	0	-

All amounts in Rs. Lakhs

Major activities in the month

- Desk Review on: 02/04/2025 and District NUHM Review on: 30/04/2025
- DDMS training for UHWC Pharmacist

Kottayam

April 2025

# ULBs	Wards	Wards covered by NUHM	% urban wards covered by NUHM
6	204	54	26.5%
Population	Urban population	Population covered by NUHM	% urban population covered by NUHM
1,974,551	1,072,181	114,274	10.7%

ULBs: Urban local bodies

Health Institutions

Type	Sanctioned	Operational	% operational
UHC	0	0	-
UPHC	3	3	100%
UHCW	17	15	88.2%

UHC: Urban Community Health Centre; UPHC: Urban Primary Health Centre; UHCW: Urban Health & Wellness Centre

Urban Polyclinics (XV FC)

Sanctioned	Operational	% operational
3	3	100%

Criteria for operational status: At least two specialty OPs every week

Outpatient care

Type	Total OP (month)	Total OP (Cumulative)	Specialist OP (month)	Specialist OP (cumulative)	Average daily OP/facility
UPHC/UHC	6110	6110	1000	1000	82
UHCW	11981	11981	-	-	35

Lab diagnostics

Type	Lab tests(month)	Lab tests (Cumulative)	Average tests/day/facility
UPHC/UHC	6054	6054	81
UHCW	6699	6699	18

Screening for diseases

Disease	Target	Achievement (month)	Cumulative achievement	%
Diabetes	42281	62	62	0.15%
Hypertension	42281	71	71	0.17%
Oral cancer	42281	9	9	0.02%
Breast cancer	21141	7	7	0.03%
Cervical cancer	4228	8	8	0.19%

Screening target (based on key deliverables of ROP 2025-26)

Community processes

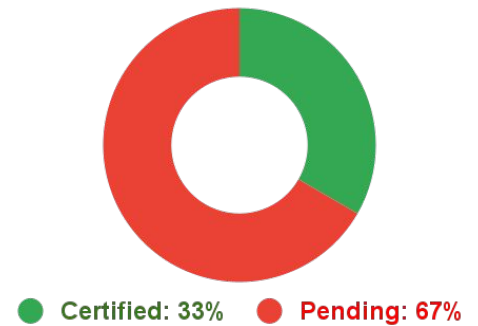
Activity	Target	Achievement	%
UHND	54	28	51.9%
MAS meeting	45	42	93.3%
JAS meeting	18	1	5.6%

UHND: Urban Health Nutrition Day; MAS: Mahila Arogya Samiti; JAS: Jan Arogya Samiti

National Quality Assurance Standards

# UPHCs	State accredited	National accredited	%
3	0	1	33.33%

NQAS



Finance (NUHM)

ROP approval	Expenditure	% Expenditure
685.07	33.11	4.83%

Finance (XV FC)

Activity	Year	Approval	Expenditure	%
Urban polyclinic	2021-22	30	1.86	6%
	2022-23	0	0	-
Opex of UPHC	2021-22	8.67	5.44	63%
	2022-23	15	0	0%
Diagnostics	2021-22	21.6	21.14	98%
	2022-23	30	5.7	19%
	2023-24	0	0	-

All amounts in Rs. Lakhs

Major activities in the month

- Desk Review on: 21/04/2025 and District NUHM Review on: 22/04/2025
- Training on eSanjeevani & HR softwares
- Training on Financial Management

Idukki

April 2025

# ULBs	Wards	Wards covered by NUHM	% urban wards covered by NUHM
2	69	27	39.1%
Population	Urban population	Population covered by NUHM	% urban population covered by NUHM
1,108,974	602,173	54,722	9.1%

ULBs: Urban local bodies

Health Institutions

Type	Sanctioned	Operational	% operational
UHC	0	0	-
UPHC	2	2	100%
UHCW	6	3	50%

UHC: Urban Community Health Centre; UPHC: Urban Primary Health Centre; UHCW: Urban Health & Wellness Centre

Urban Polyclinics (XV FC)

Sanctioned	Operational	% operational
2	2	100%

Criteria for operational status: At least two specialty OPs every week

Outpatient care

Type	Total OP (month)	Total OP (Cumulative)	Specialist OP (month)	Specialist OP (cumulative)	Average daily OP/facility
UPHC/UHC	3104	3104	80	80	63
UHCW	1436	1436	-	-	15

Lab diagnostics

Type	Lab tests(month)	Lab tests (Cumulative)	Average tests/day/facility
UPHC/UHC	4114	4114	83
UHCW	209	209	3

Screening for diseases

Disease	Target	Achievement (month)	Cumulative achievement	%
Diabetes	20247	3430	3430	16.94%
Hypertension	20247	3653	3653	18.04%
Oral cancer	20247	3	3	0.01%
Breast cancer	10124	28	28	0.28%
Cervical cancer	2025	0	0	0.00%

Screening target (based on key deliverables of ROP 2025-26)

Community processes

Activity	Target	Achievement	%
UHND	27	4	14.8%
MAS meeting	32	24	75%
JAS meeting	5	1	20%

UHND: Urban Health Nutrition Day; MAS: Mahila Arogya Samiti; JAS: Jan Arogya Samiti

National Quality Assurance Standards

# UPHCs	State accredited	National accredited	%
2	0	1	50.00%

NQAS



● Certified: 50% ● Pending: 50%

Finance (NUHM)

ROP approval	Expenditure	% Expenditure
386.45	17.80	4.61%

Finance (XV FC)

Activity	Year	Approval	Expenditure	%
Urban polyclinic	2021-22	20	3.03	15%
	2022-23	0	0	-
Opex of UPHC	2021-22	5.78	4.94	85%
	2022-23	10	0	0%
Diagnostics	2021-22	14.4	14.21	99%
	2022-23	15.91	8.9	56%
	2023-24	0	0	-

All amounts in Rs. Lakhs

Major activities in the month

· Desk Review on: 30/04/2025 and District NUHM Review on: 26/04/2025

Ernakulam

April 2025

# ULBs	Wards	Wards covered by NUHM	% urban wards covered by NUHM
14	495	139	28.1%
Population	Urban population	Population covered by NUHM	% urban population covered by NUHM
3,282,388	1,782,337	899,317	50.5%

ULBs: Urban local bodies

Health Institutions

Type	Sanctioned	Operational	% operational
UHC	1	1	100%
UPHC	15	15	100%
UHCW	67	48	71.6%

UHC: Urban Community Health Centre; UPHC: Urban Primary Health Centre; UHCW: Urban Health & Wellness Centre

Urban Polyclinics (XV FC)

Sanctioned	Operational	% operational
15	15	100%

Criteria for operational status: At least two specialty OPs every week

Outpatient care

Type	Total OP (month)	Total OP (Cumulative)	Specialist OP (month)	Specialist OP (cumulative)	Average daily OP/facility
UPHC/UHC	28380	28380	3981	3981	76
UHCW	26061	26061	-	-	24

Lab diagnostics

Type	Lab tests(month)	Lab tests (Cumulative)	Average tests/day/facility
UPHC/UHC	32883	32883	88
UHCW	12044	12044	11

Screening for diseases

Disease	Target	Achievement (month)	Cumulative achievement	%
Diabetes	332747	101	101	0.03%
Hypertension	332747	96	96	0.03%
Oral cancer	332747	1	1	0.00%
Breast cancer	166374	8	8	0.00%
Cervical cancer	33275	3	3	0.01%

Screening target (based on key deliverables of ROP 2025-26)

Community processes

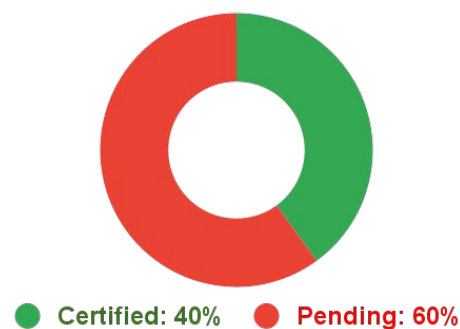
Activity	Target	Achievement	%
UHND	139	138	99.3%
MAS meeting	186	154	82.8%
JAS meeting	63	1	1.6%

UHND: Urban Health Nutrition Day; MAS: Mahila Arogya Samiti; JAS: Jan Arogya Samiti

National Quality Assurance Standards

# UPHCs	State accredited	National accredited	%
15	0	6	40.00%

NQAS



Finance (NUHM)

ROP approval	Expenditure	% Expenditure
2480.77	103.88	4.19%

Finance (XV FC)

Activity	Year	Approval	Expenditure	%
Urban polyclinic	2021-22	150	46.91	31%
	2022-23	0	0	-
Opex of UPHC	2021-22	43.35	29.15	67%
	2022-23	75	47.84	64%
Diagnostics	2021-22	108	108	100%
	2022-23	90	60.16	67%
	2023-24	0	0	-

All amounts in Rs. Lakhs

Major activities in the month

- Desk Review on: 02/04/2025 and District NUHM Review on: 22/04/2025
 - IUCD training for urban JPHNS
- IUCD training for urban JPHNs
Nuhm pharmacist Training
Training for NUHM Accountants and DEOs

Thrissur

April 2025

# ULBs	Wards	Wards covered by NUHM	% urban wards covered by NUHM
8	329	33	10%
Population	Urban population	Population covered by NUHM	% urban population covered by NUHM
3,121,200	1,694,812	80,776	4.8%

ULBs: Urban local bodies

Health Institutions

Type	Sanctioned	Operational	% operational
UHC	0	0	-
UPHC	7	7	100%
UHCW	27	25	92.6%

UHC: Urban Community Health Centre; UPHC: Urban Primary Health Centre; UHCW: Urban Health & Wellness Centre

Urban Polyclinics (XV FC)

Sanctioned	Operational	% operational
7	7	100%

Criteria for operational status: At least two specialty OPs every week

Outpatient care

Type	Total OP (month)	Total OP (Cumulative)	Specialist OP (month)	Specialist OP (cumulative)	Average daily OP/facility
UPHC/UHC	14819	14819	2365	2365	85
UHCW	17415	17415	-	-	30

Lab diagnostics

Type	Lab tests(month)	Lab tests (Cumulative)	Average tests/day/facility
UPHC/UHC	19703	19703	113
UHCW	5091	5091	9

Screening for diseases

Disease	Target	Achievement (month)	Cumulative achievement	%
Diabetes	29887	741	741	2.48%
Hypertension	29887	883	883	2.95%
Oral cancer	29887	26	26	0.09%
Breast cancer	14944	26	26	0.17%
Cervical cancer	2989	22	22	0.74%

Screening target (based on key deliverables of ROP 2025-26)

Community processes

Activity	Target	Achievement	%
UHND	33	28	84.8%
MAS meeting	130	123	94.6%
JAS meeting	32	6	18.8%

UHND: Urban Health Nutrition Day; MAS: Mahila Arogya Samiti; JAS: Jan Arogya Samiti

National Quality Assurance Standards

# UPHCs	State accredited	National accredited	%
7	0	7	100.00%

NQAS



● Certified: 100%

Finance (NUHM)

ROP approval	Expenditure	% Expenditure
1144.57	52.31	4.57%

Finance (XV FC)

Activity	Year	Approval	Expenditure	%
Urban polyclinic	2021-22	70	2.14	3%
	2022-23	0	0	-
Opex of UPHC	2021-22	20.23	13.39	66%
	2022-23	35	0.44	1%
Diagnostics	2021-22	50.4	49.94	99%
	2022-23	6	1	17%
	2023-24	0	0	-

All amounts in Rs. Lakhs

Major activities in the month

· Desk Review on: 05/04/2025

Palakkad

April 2025

# ULBs	Wards	Wards covered by NUHM	% urban wards covered by NUHM
7	240	57	23.8%
Population	Urban population	Population covered by NUHM	% urban population covered by NUHM
2,809,934	1,525,794	137,510	9%

ULBs: Urban local bodies

Health Institutions

Type	Sanctioned	Operational	% operational
UHC	0	0	-
UPHC	5	5	100%
UHCW	23	18	78.3%

UHC: Urban Community Health Centre; UPHC: Urban Primary Health Centre; UHCW: Urban Health & Wellness Centre

Urban Polyclinics (XV FC)

Sanctioned	Operational	% operational
5	5	100%

Criteria for operational status: At least two specialty OPs every week

Outpatient care

Type	Total OP (month)	Total OP (Cumulative)	Specialist OP (month)	Specialist OP (cumulative)	Average daily OP/facility
UPHC/UHC	11032	11032	2642	2642	89
UHCW	15252	15252	-	-	34

Lab diagnostics

Type	Lab tests(month)	Lab tests (Cumulative)	Average tests/day/facility
UPHC/UHC	15692	15692	126
UHCW	6169	6169	14

Screening for diseases

Disease	Target	Achievement (month)	Cumulative achievement	%
Diabetes	50879	57	57	0.11%
Hypertension	50879	64	64	0.13%
Oral cancer	50879	107	107	0.21%
Breast cancer	25439	191	191	0.75%
Cervical cancer	5088	29	29	0.57%

Screening target (based on key deliverables of ROP 2025-26)

Community processes

Activity	Target	Achievement	%
UHND	57	72	126.3%
MAS meeting	75	70	93.3%
JAS meeting	23	6	26.1%

UHND: Urban Health Nutrition Day; MAS: Mahila Arogya Samiti; JAS: Jan Arogya Samiti

National Quality Assurance Standards

# UPHCs	State accredited	National accredited	%
5	0	3	60.00%

NQAS



● Certified: 60% ● Pending: 40%

Finance (NUHM)

ROP approval	Expenditure	% Expenditure
937.71	35.08	3.74%

Finance (XV FC)

Activity	Year	Approval	Expenditure	%
Urban polyclinic	2021-22	50	5.58	11%
	2022-23	0	0	-
Opex of UPHC	2021-22	14.45	9.47	66%
	2022-23	25	0	0%
Diagnostics	2021-22	36	36	100%
	2022-23	50	6.2	12%
	2023-24	0	0	-

All amounts in Rs. Lakhs

Major activities in the month

Malappuram

April 2025

# ULBs	Wards	Wards covered by NUHM	% urban wards covered by NUHM
12	479	199	41.5%
Population	Urban population	Population covered by NUHM	% urban population covered by NUHM
4,112,920	2,233,316	389,381	17.4%

ULBs: Urban local bodies

Health Institutions

Type	Sanctioned	Operational	% operational
UHC	0	0	-
UPHC	14	14	100%
UHCW	42	38	90.5%

UHC: Urban Community Health Centre; UPHC: Urban Primary Health Centre; UHCW: Urban Health & Wellness Centre

Urban Polyclinics (XV FC)

Sanctioned	Operational	% operational
14	13	92.9%

Criteria for operational status: At least two specialty OPs every week

Outpatient care

Type	Total OP (month)	Total OP (Cumulative)	Specialist OP (month)	Specialist OP (cumulative)	Average daily OP/facility
UPHC/UHC	28287	28287	5791	5791	81
UHCW	43362	43362	-	-	49

Lab diagnostics

Type	Lab tests(month)	Lab tests (Cumulative)	Average tests/day/facility
UPHC/UHC	19275	19275	56
UHCW	16801	16801	18

Screening for diseases

Disease	Target	Achievement (month)	Cumulative achievement	%
Diabetes	144071	8196	8196	5.69%
Hypertension	144071	8996	8996	6.24%
Oral cancer	144071	1605	1605	1.11%
Breast cancer	72035	963	963	1.34%
Cervical cancer	14407	886	886	6.15%

Screening target (based on key deliverables of ROP 2025-26)

Community processes

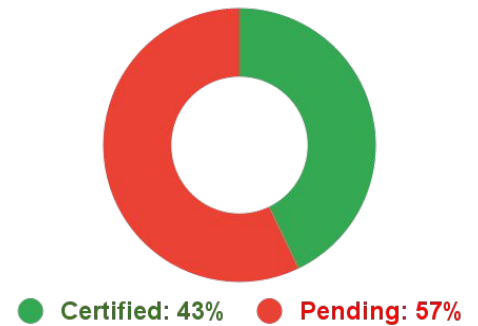
Activity	Target	Achievement	%
UHND	199	103	51.8%
MAS meeting	180	144	80%
JAS meeting	52	1	1.9%

UHND: Urban Health Nutrition Day; MAS: Mahila Arogya Samiti; JAS: Jan Arogya Samiti

National Quality Assurance Standards

# UPHCs	State accredited	National accredited	%
14	0	6	42.86%

NQAS



Finance (NUHM)

ROP approval	Expenditure	% Expenditure
1783.05	88.78	4.98%

Finance (XV FC)

Activity	Year	Approval	Expenditure	%
Urban polyclinic	2021-22	130	49.87	38%
	2022-23	10	0	0%
Opex of UPHC	2021-22	40.46	31.26	77%
	2022-23	70	0	0%
Diagnostics	2021-22	100.8	100.78	100%
	2022-23	99.9	33.92	34%
	2023-24	0	0	-

All amounts in Rs. Lakhs

Major activities in the month

- Desk Review on: 21/04/2025 and District NUHM Review on: 28/04/2024
- NQAS Training for UPHC staffs

Kozhikode

April 2025

# ULBs	Wards	Wards covered by NUHM	% urban wards covered by NUHM
8	340	66	19.4%
Population	Urban population	Population covered by NUHM	% urban population covered by NUHM
3,086,293	1,675,857	293,709	17.5%

ULBs: Urban local bodies

Health Institutions

Type	Sanctioned	Operational	% operational
UHC	0	0	-
UPHC	12	12	100%
UHCW	42	36	85.7%

UHC: Urban Community Health Centre; UPHC: Urban Primary Health Centre; UHCW: Urban Health & Wellness Centre

Urban Polyclinics (XV FC)

Sanctioned	Operational	% operational
12	11	91.7%

Criteria for operational status: At least two specialty OPs every week

Outpatient care

Type	Total OP (month)	Total OP (Cumulative)	Specialist OP (month)	Specialist OP (cumulative)	Average daily OP/facility
UPHC/UHC	23063	23063	2342	2342	77
UHCW	35204	35204	-	-	42

Lab diagnostics

Type	Lab tests(month)	Lab tests (Cumulative)	Average tests/day/facility
UPHC/UHC	12980	12980	44
UHCW	26349	26349	30

Screening for diseases

Disease	Target	Achievement (month)	Cumulative achievement	%
Diabetes	108672	3456	3456	3.18%
Hypertension	108672	3338	3338	3.07%
Oral cancer	108672	405	405	0.37%
Breast cancer	54336	577	577	1.06%
Cervical cancer	10867	187	187	1.72%

Screening target (based on key deliverables of ROP 2025-26)

Community processes

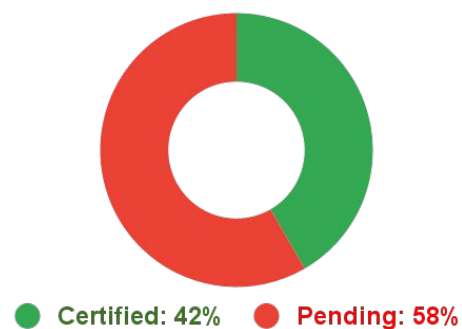
Activity	Target	Achievement	%
UHND	66	57	86.4%
MAS meeting	174	140	80.5%
JAS meeting	48	7	14.6%

UHND: Urban Health Nutrition Day; MAS: Mahila Arogya Samiti; JAS: Jan Arogya Samiti

National Quality Assurance Standards

# UPHCs	State accredited	National accredited	%
12	2	3	41.67%

NQAS



Finance (NUHM)

ROP approval	Expenditure	% Expenditure
1644.95	67.68	4.11%

Finance (XV FC)

Activity	Year	Approval	Expenditure	%
Urban polyclinic	2021-22	110	17.56	16%
	2022-23	10	0	0%
Opex of UPHC	2021-22	34.68	26.64	77%
	2022-23	60	0	0%
Diagnostics	2021-22	86.4	86.4	100%
	2022-23	86.4	15.7	18%
	2023-24	0	0	-

All amounts in Rs. Lakhs

Major activities in the month

· Desk Review on: 02/04/2025 and District NUHM Review on: 23/04/2025

Wayanad

April 2025

# ULBs	Wards	Wards covered by NUHM	% urban wards covered by NUHM
3	99	18	18.2%
Population	Urban population	Population covered by NUHM	% urban population covered by NUHM
817,420	443,859	26,341	5.9%

ULBs: Urban local bodies

Health Institutions

Type	Sanctioned	Operational	% operational
UHC	0	0	-
UPHC	2	2	100%
UHCW	8	8	100%

UHC: Urban Community Health Centre; UPHC: Urban Primary Health Centre; UHCW: Urban Health & Wellness Centre

Urban Polyclinics (XV FC)

Sanctioned	Operational	% operational
2	1	50%

Criteria for operational status: At least two specialty OPs every week

Outpatient care

Type	Total OP (month)	Total OP (Cumulative)	Specialist OP (month)	Specialist OP (cumulative)	Average daily OP/facility
UPHC/UHC	4627	4627	178	178	93
UHCW	8781	8781	-	-	44

Lab diagnostics

Type	Lab tests(month)	Lab tests (Cumulative)	Average tests/day/facility
UPHC/UHC	5043	5043	101
UHCW	3803	3803	20

Screening for diseases

Disease	Target	Achievement (month)	Cumulative achievement	%
Diabetes	9746	3693	3693	37.89%
Hypertension	9746	3424	3424	35.13%
Oral cancer	9746	39	39	0.40%
Breast cancer	4873	53	53	1.09%
Cervical cancer	975	23	23	2.36%

Screening target (based on key deliverables of ROP 2025-26)

Community processes

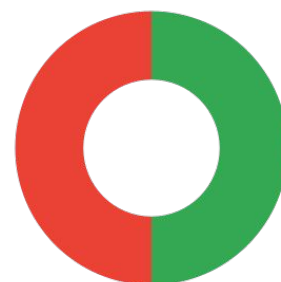
Activity	Target	Achievement	%
UHND	18	8	44.4%
MAS meeting	30	24	80%
JAS meeting	10	0	0%

UHND: Urban Health Nutrition Day; MAS: Mahila Arogya Samiti; JAS: Jan Arogya Samiti

National Quality Assurance Standards

# UPHCs	State accredited	National accredited	%
2	0	1	50.00%

NQAS



● Certified: 50% ● Pending: 50%

Finance (NUHM)

ROP approval	Expenditure	% Expenditure
366.60	19.79	5.40%

Finance (XV FC)

Activity	Year	Approval	Expenditure	%
Urban polyclinic	2021-22	10	5.56	56%
	2022-23	10	0	0%
Opex of UPHC	2021-22	5.78	5.59	97%
	2022-23	10	0	0%
Diagnostics	2021-22	14.4	14.39	100%
	2022-23	19	16.33	86%
	2023-24	0	0	-

All amounts in Rs. Lakhs

Major activities in the month

· Desk Review on: 02/04/2025 and District NUHM Review on: 08/04/2025

Kannur

April 2025

# ULBs	Wards	Wards covered by NUHM	% urban wards covered by NUHM
10	378	86	22.8%
Population	Urban population	Population covered by NUHM	% urban population covered by NUHM
2,523,003	1,369,991	176,239	12.9%

ULBs: Urban local bodies

Health Institutions

Type	Sanctioned	Operational	% operational
UHC	0	0	-
UPHC	8	8	100%
UHCW	28	20	71.4%

UHC: Urban Community Health Centre; UPHC: Urban Primary Health Centre; UHCW: Urban Health & Wellness Centre

Urban Polyclinics (XV FC)

Sanctioned	Operational	% operational
8	6	75%

Criteria for operational status: At least two specialty OPs every week

Outpatient care

Type	Total OP (month)	Total OP (Cumulative)	Specialist OP (month)	Specialist OP (cumulative)	Average daily OP/facility
UPHC/UHC	14685	14685	2024	2024	74
UHCW	13028	13028	-	-	29

Lab diagnostics

Type	Lab tests(month)	Lab tests (Cumulative)	Average tests/day/facility
UPHC/UHC	7362	7362	37
UHCW	5863	5863	12

Screening for diseases

Disease	Target	Achievement (month)	Cumulative achievement	%
Diabetes	65208	4753	4753	7.29%
Hypertension	65208	4808	4808	7.37%
Oral cancer	65208	59	59	0.09%
Breast cancer	32604	38	38	0.12%
Cervical cancer	6521	28	28	0.43%

Screening target (based on key deliverables of ROP 2025-26)

Community processes

Activity	Target	Achievement	%
UHND	86	61	70.9%
MAS meeting	120	87	72.5%
JAS meeting	28	0	0%

UHND: Urban Health Nutrition Day; MAS: Mahila Arogya Samiti; JAS: Jan Arogya Samiti

National Quality Assurance Standards

# UPHCs	State accredited	National accredited	%
8	0	5	62.50%

NQAS



● Certified: 63% ● Pending: 38%

Finance (NUHM)

ROP approval	Expenditure	% Expenditure
1148.82	40.26	3.50%

Finance (XV FC)

Activity	Year	Approval	Expenditure	%
Urban polyclinic	2021-22	60	10.85	18%
	2022-23	20	0	0%
Opex of UPHC	2021-22	23.12	18.55	80%
	2022-23	40	0	0%
Diagnostics	2021-22	57.6	37.05	64%
	2022-23	24.8	5.43	22%
	2023-24	0	0	-

All amounts in Rs. Lakhs

Major activities in the month

· Desk Review on: 08/04/2025 and District NUHM Review on: 23/04/2025

Kasaragod

April 2025

# ULBs	Wards	Wards covered by NUHM	% urban wards covered by NUHM
3	113	51	45.1%
Population	Urban population	Population covered by NUHM	% urban population covered by NUHM
1,307,375	709,905	74,817	10.5%

ULBs: Urban local bodies

Health Institutions

Type	Sanctioned	Operational	% operational
UHC	0	0	-
UPHC	3	3	100%
UHCW	9	9	100%

UHC: Urban Community Health Centre; UPHC: Urban Primary Health Centre; UHCW: Urban Health & Wellness Centre

Urban Polyclinics (XV FC)

Sanctioned	Operational	% operational
3	3	100%

Criteria for operational status: At least two specialty OPs every week

Outpatient care

Type	Total OP (month)	Total OP (Cumulative)	Specialist OP (month)	Specialist OP (cumulative)	Average daily OP/facility
UPHC/UHC	4260	4260	1961	1961	57
UHCW	4873	4873	-	-	22

Lab diagnostics

Type	Lab tests(month)	Lab tests (Cumulative)	Average tests/day/facility
UPHC/UHC	3909	3909	53
UHCW	2286	2286	11

Screening for diseases

Disease	Target	Achievement (month)	Cumulative achievement	%
Diabetes	27682	2040	2040	7.37%
Hypertension	27682	2291	2291	8.28%
Oral cancer	27682	97	97	0.35%
Breast cancer	13841	105	105	0.76%
Cervical cancer	2768	154	154	5.56%

Screening target (based on key deliverables of ROP 2025-26)

Community processes

Activity	Target	Achievement	%
UHND	51	14	27.5%
MAS meeting	49	46	93.9%
JAS meeting	12	0	0%

UHND: Urban Health Nutrition Day; MAS: Mahila Arogya Samiti; JAS: Jan Arogya Samiti

National Quality Assurance Standards

# UPHCs	State accredited	National accredited	%
3	0	1	33.33%

NQAS



● Certified: 33% ● Pending: 67%

Finance (NUHM)

ROP approval	Expenditure	% Expenditure
517.98	23.16	4.47%

Finance (XV FC)

Activity	Year	Approval	Expenditure	%
Urban polyclinic	2021-22	30	4.14	14%
	2022-23	0	0	-
Opex of UPHC	2021-22	8.67	6.17	71%
	2022-23	15	0	0%
Diagnostics	2021-22	21.6	15.49	72%
	2022-23	25.09	0.19	1%
	2023-24	0	0	-

All amounts in Rs. Lakhs

Major activities in the month

· Desk Review on: 07/04/2025 and District NUHM Review on: 16/04/2025