

KERALA

May 2025

# ULBs	Wards	Wards covered by NUHM	% urban wards covered by NUHM
93	3525	1027	29.1%
Population	Urban population	Population covered by NUHM	% urban population covered by NUHM
33,406,061	18,139,491	3,255,368	17.9%

ULBs: Urban local bodies

Health Institutions

Type	Sanctioned	Operational	% operational
UHC	2	2	100%
UPHC	102	102	100%
UHCW	380	304	80%

UHC: Urban Community Health Centre; UPHC: Urban Primary Health Centre; UHCW: Urban Health & Wellness Centre

Urban Polyclinics (XV FC)

Sanctioned	Operational	% operational
102	96	94.1%

Criteria for operational status: At least two specialty OPs every week

Outpatient care

Type	Total OP (month)	Total OP (Cumulative)	Specialist OP (month)	Specialist OP (cumulative)	Average daily OP/facility
UPHC/UHC	224765	431592	28252	56963	92
UHCW	262207	489766	-	-	39

Lab diagnostics

Type	Lab tests(month)	Lab tests (Cumulative)	Average tests/day/facility
UPHC/UHC	209477	392036	83
UHCW	130188	130188	19

Screening for diseases

Disease	Target	Achievement (month)	Cumulative achievement	%
Diabetes	1204486	31939	63829	5.30%
Hypertension	1204486	33240	66429	5.52%
Oral cancer	1204486	2826	5596	0.46%
Breast cancer	602243	2481	4911	0.82%
Cervical cancer	120449	1664	4779	3.97%

Screening target (based on key deliverables of ROP 2025-26)

Community processes

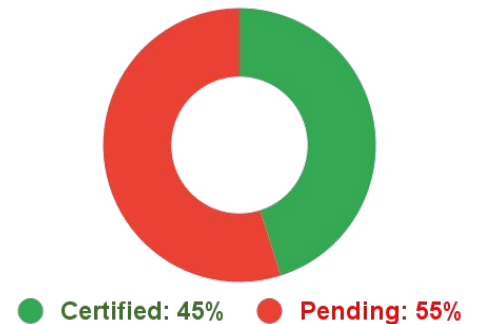
Activity	Target	Achievement	%
UHND	1027	1043	101.6%
MAS meeting	1510	1122	74.3%
JAS meeting	392	32	8.2%

UHND: Urban Health Nutrition Day; MAS: Mahila Arogya Samiti; JAS: Jan Arogya Samiti

National Quality Assurance Standards

# UPHCs	State accredited	National accredited	%
102	1	45	45.10%

NQAS



Finance (NUHM)

ROP approval	Expenditure	% Expenditure
15782.81	1346.31	8.53%

Finance (XV FC)

Activity	Year	Approval	Expenditure	%
Urban polyclinic	2021-22	930	223.32	24%
	2022-23	110	0	0%
Opex of UPHC	2021-22	294.78	255.55	87%
	2022-23	510	86.18	17%
Diagnostics	2021-22	734.4	684.1	93%
	2022-23	755.01	263.25	35%
	2023-24	0	0	-

All amounts in Rs. Lakhs

Major activities in the month

- State level review conducted on 17th May 25 [online mode].
- Two officials from the State Unit conducted an onsite review of UPHC and UHWC operations in Palakkad district on 13th and 14th May 25.
- Training imparted to all UPHC and Medical Officers and Staff Nurses of UPHCs and U-HWCs in Management of Bronchial Asthma, COPD and other airway diseases and Tobacco Cessation

Thiruvananthapuram

May 2025

# ULBs	Wards	Wards covered by NUHM	% urban wards covered by NUHM
5	247	108	43.7%
Population	Urban population	Population covered by NUHM	% urban population covered by NUHM
3,301,427	1,792,675	533,227	29.7%

ULBs: Urban local bodies

Health Institutions

Type	Sanctioned	Operational	% operational
UHC	1	1	100%
UPHC	18	18	100%
UHCW	58	28	48.3%

UHC: Urban Community Health Centre; UPHC: Urban Primary Health Centre; UHCW: Urban Health & Wellness Centre

Urban Polyclinics (XV FC)

Sanctioned	Operational	% operational
18	17	94.4%

Criteria for operational status: At least two specialty OPs every week

Outpatient care

Type	Total OP (month)	Total OP (Cumulative)	Specialist OP (month)	Specialist OP (cumulative)	Average daily OP/facility
UPHC/UHC	43840	82734	1651	3983	102
UHCW	16740	31611	-	-	26

Lab diagnostics

Type	Lab tests(month)	Lab tests (Cumulative)	Average tests/day/facility
UPHC/UHC	29161	55111	65
UHCW	4673	4673	7

Screening for diseases

Disease	Target	Achievement (month)	Cumulative achievement	%
Diabetes	197294	79	149	0.08%
Hypertension	197294	86	163	0.08%
Oral cancer	197294	123	508	0.26%
Breast cancer	98647	70	463	0.47%
Cervical cancer	19729	58	204	1.03%

Screening target (based on key deliverables of ROP 2025-26)

Community processes

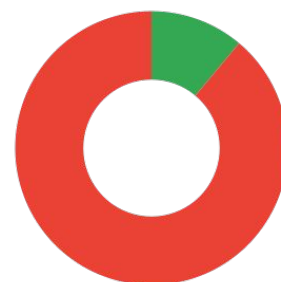
Activity	Target	Achievement	%
UHND	108	135	125%
MAS meeting	264	76	28.8%
JAS meeting	45	2	4.4%

UHND: Urban Health Nutrition Day; MAS: Mahila Arogya Samiti; JAS: Jan Arogya Samiti

National Quality Assurance Standards

# UPHCs	State accredited	National accredited	%
18	0	2	11.11%

NQAS



● Certified: 11% ● Pending: 89%

Finance (NUHM)

ROP approval	Expenditure	% Expenditure
2445.93	186.07	7.61%

Finance (XV FC)

Activity	Year	Approval	Expenditure	%
Urban polyclinic	2021-22	170	26.51	16%
	2022-23	20	0	0%
Opex of UPHC	2021-22	52.02	47.24	91%
	2022-23	90	10	11%
Diagnostics	2021-22	129.6	106.84	82%
	2022-23	141.9	9.56	7%
	2023-24	0	0	-

All amounts in Rs. Lakhs

Major activities in the month

- Desk Review on: 05-07-2025 and District Review on: 5/31/2025
- Training Store Purchase Rules, Financial Management, HMC, XVth FC, SNA and DDFS given to all UPHC and UHWC staffs

Kollam

May 2025

# ULBs	Wards	Wards covered by NUHM	% urban wards covered by NUHM
5	186	50	26.9%
Population	Urban population	Population covered by NUHM	% urban population covered by NUHM
2,635,375	1,431,009	184,434	12.9%

ULBs: Urban local bodies

Health Institutions

Type	Sanctioned	Operational	% operational
UHC	0	0	-
UPHC	5	5	100%
UHCW	19	16	84.2%

UHC: Urban Community Health Centre; UPHC: Urban Primary Health Centre; UHCW: Urban Health & Wellness Centre

Urban Polyclinics (XV FC)

Sanctioned	Operational	% operational
5	5	100%

Criteria for operational status: At least two specialty OPs every week

Outpatient care

Type	Total OP (month)	Total OP (Cumulative)	Specialist OP (month)	Specialist OP (cumulative)	Average daily OP/facility
UPHC/UHC	12300	23265	1788	3662	103
UHCW	19361	33566	-	-	51

Lab diagnostics

Type	Lab tests(month)	Lab tests (Cumulative)	Average tests/day/facility
UPHC/UHC	13469	29061	108
UHCW	13747	13747	35

Screening for diseases

Disease	Target	Achievement (month)	Cumulative achievement	%
Diabetes	68241	24	38	0.06%
Hypertension	68241	20	32	0.05%
Oral cancer	68241	0	4	0.01%
Breast cancer	34120	0	3	0.01%
Cervical cancer	6824	0	0	0.00%

Screening target (based on key deliverables of ROP 2025-26)

Community processes

Activity	Target	Achievement	%
UHND	50	50	100%
MAS meeting	75	66	88%
JAS meeting	21	2	9.5%

UHND: Urban Health Nutrition Day; MAS: Mahila Arogya Samiti; JAS: Jan Arogya Samiti

National Quality Assurance Standards

# UPHCs	State accredited	National accredited	%
5	0	4	80.00%

NQAS



● Certified: 80% ● Pending: 20%

Finance (NUHM)

ROP approval	Expenditure	% Expenditure
819.22	80.30	9.80%

Finance (XV FC)

Activity	Year	Approval	Expenditure	%
Urban polyclinic	2021-22	40	15.53	39%
	2022-23	10	0	0%
Opex of UPHC	2021-22	14.45	14.35	99%
	2022-23	25	3.48	14%
Diagnostics	2021-22	36	35.97	100%
	2022-23	52.61	23.76	45%
	2023-24	0	0	-

All amounts in Rs. Lakhs

Major activities in the month

Desk Review on: 5/28/2025 and District Review on: 5/27/2025

Pathanamthitta

May 2025

# ULBs	Wards	Wards covered by NUHM	% urban wards covered by NUHM
4	131	37	28.2%
Population	Urban population	Population covered by NUHM	% urban population covered by NUHM
1,197,412	650,195	47,046	7.2%

ULBs: Urban local bodies

Health Institutions

Type	Sanctioned	Operational	% operational
UHC	0	0	-
UPHC	2	2	100%
UHCW	10	7	70%

UHC: Urban Community Health Centre; UPHC: Urban Primary Health Centre; UHCW: Urban Health & Wellness Centre

Urban Polyclinics (XV FC)

Sanctioned	Operational	% operational
2	2	100%

Criteria for operational status: At least two specialty OPs every week

Outpatient care

Type	Total OP (month)	Total OP (Cumulative)	Specialist OP (month)	Specialist OP (cumulative)	Average daily OP/facility
UPHC/UHC	6104	11275	252	528	128
UHCW	6467	11095	-	-	39

Lab diagnostics

Type	Lab tests(month)	Lab tests (Cumulative)	Average tests/day/facility
UPHC/UHC	4741	6903	95
UHCW	3971	3971	23

Screening for diseases

Disease	Target	Achievement (month)	Cumulative achievement	%
Diabetes	17407	1279	2558	14.70%
Hypertension	17407	1242	2483	14.26%
Oral cancer	17407	40	70	0.40%
Breast cancer	8704	29	67	0.77%
Cervical cancer	1741	27	77	4.42%

Screening target (based on key deliverables of ROP 2025-26)

Community processes

Activity	Target	Achievement	%
UHND	37	37	100%
MAS meeting	41	39	95.1%
JAS meeting	9	1	11.1%

UHND: Urban Health Nutrition Day; MAS: Mahila Arogya Samiti; JAS: Jan Arogya Samiti

National Quality Assurance Standards

# UPHCs	State accredited	National accredited	%
2	0	2	100.00%

NQAS



● Certified: 100%

Finance (NUHM)

ROP approval	Expenditure	% Expenditure
494.28	33.80	6.84%

Finance (XV FC)

Activity	Year	Approval	Expenditure	%
Urban polyclinic	2021-22	20	6.63	33%
	2022-23	0	0	-
Opex of UPHC	2021-22	5.78	5.55	96%
	2022-23	10	10	100%
Diagnostics	2021-22	14.4	14.12	98%
	2022-23	20	5.42	27%
	2023-24	0	0	-

All amounts in Rs. Lakhs

Major activities in the month

- Desk Review on: 5/24/2025
- Training for accountants under urban
- Training on HR, payroll and SHAILI Portal

Alappuzha

May 2025

# ULBs	Wards	Wards covered by NUHM	% urban wards covered by NUHM
6	215	102	47.4%
Population	Urban population	Population covered by NUHM	% urban population covered by NUHM
2,127,789	1,155,389	243,575	21.1%

ULBs: Urban local bodies

Health Institutions

Type	Sanctioned	Operational	% operational
UHC	0	0	-
UPHC	6	6	100%
UHCW	24	22	91.7%

UHC: Urban Community Health Centre; UPHC: Urban Primary Health Centre; UHCW: Urban Health & Wellness Centre

Urban Polyclinics (XV FC)

Sanctioned	Operational	% operational
6	6	100%

Criteria for operational status: At least two specialty OPs every week

Outpatient care

Type	Total OP (month)	Total OP (Cumulative)	Specialist OP (month)	Specialist OP (cumulative)	Average daily OP/facility
UPHC/UHC	14140	27007	2120	3985	99
UHCW	16737	30096	-	-	35

Lab diagnostics

Type	Lab tests(month)	Lab tests (Cumulative)	Average tests/day/facility
UPHC/UHC	18083	29923	121
UHCW	9373	9373	19

Screening for diseases

Disease	Target	Achievement (month)	Cumulative achievement	%
Diabetes	90123	4007	8005	8.88%
Hypertension	90123	4249	8484	9.41%
Oral cancer	90123	128	128	0.14%
Breast cancer	45061	100	100	0.22%
Cervical cancer	9012	97	194	2.15%

Screening target (based on key deliverables of ROP 2025-26)

Community processes

Activity	Target	Achievement	%
UHND	102	102	100%
MAS meeting	109	95	87.2%
JAS meeting	26	2	7.7%

UHND: Urban Health Nutrition Day; MAS: Mahila Arogya Samiti; JAS: Jan Arogya Samiti

National Quality Assurance Standards

# UPHCs	State accredited	National accredited	%
6	0	2	33.33%

NQAS



● Certified: 33% ● Pending: 67%

Finance (NUHM)

ROP approval	Expenditure	% Expenditure
927.41	85.36	9.20%

Finance (XV FC)

Activity	Year	Approval	Expenditure	%
Urban polyclinic	2021-22	40	0.00	0%
	2022-23	20	0	0%
Opex of UPHC	2021-22	17.34	17.34	100%
	2022-23	30	0	0%
Diagnostics	2021-22	43.2	43.2	100%
	2022-23	93.4	35	37%
	2023-24	0	0	-

All amounts in Rs. Lakhs

Major activities in the month

- Desk Review on: 05-07-2025 and District Review on: 5/26/2025
- IUCD training for JPHNs
- Infection control Practices

Kottayam

May 2025

# ULBs	Wards	Wards covered by NUHM	% urban wards covered by NUHM
6	204	54	26.5%
Population	Urban population	Population covered by NUHM	% urban population covered by NUHM
1,974,551	1,072,181	114,274	10.7%

ULBs: Urban local bodies

Health Institutions

Type	Sanctioned	Operational	% operational
UHC	0	0	-
UPHC	3	3	100%
UHCW	17	15	88.2%

UHC: Urban Community Health Centre; UPHC: Urban Primary Health Centre; UHCW: Urban Health & Wellness Centre

Urban Polyclinics (XV FC)

Sanctioned	Operational	% operational
3	3	100%

Criteria for operational status: At least two specialty OPs every week

Outpatient care

Type	Total OP (month)	Total OP (Cumulative)	Specialist OP (month)	Specialist OP (cumulative)	Average daily OP/facility
UPHC/UHC	6858	12968	955	1955	96
UHCW	15333	27314	-	-	43

Lab diagnostics

Type	Lab tests(month)	Lab tests (Cumulative)	Average tests/day/facility
UPHC/UHC	5716	11770	77
UHCW	9098	9098	25

Screening for diseases

Disease	Target	Achievement (month)	Cumulative achievement	%
Diabetes	42281	71	133	0.31%
Hypertension	42281	79	150	0.35%
Oral cancer	42281	109	118	0.28%
Breast cancer	21141	86	93	0.44%
Cervical cancer	4228	79	166	3.93%

Screening target (based on key deliverables of ROP 2025-26)

Community processes

Activity	Target	Achievement	%
UHND	54	54	100%
MAS meeting	45	42	93.3%
JAS meeting	18	0	0%

UHND: Urban Health Nutrition Day; MAS: Mahila Arogya Samiti; JAS: Jan Arogya Samiti

National Quality Assurance Standards

# UPHCs	State accredited	National accredited	%
3	0	1	33.33%

NQAS



● Certified: 33% ● Pending: 67%

Finance (NUHM)

ROP approval	Expenditure	% Expenditure
685.07	65.71	9.59%

Finance (XV FC)

Activity	Year	Approval	Expenditure	%
Urban polyclinic	2021-22	30	1.88	6%
	2022-23	0	0	-
Opex of UPHC	2021-22	8.67	5.30	61%
	2022-23	15	1.75	12%
Diagnostics	2021-22	21.6	21.14	98%
	2022-23	30	5.52	18%
	2023-24	0	0	-

All amounts in Rs. Lakhs

Major activities in the month

- Desk Review on: 5/19/2025 and District Review on: 5/20/2025

Idukki

May 2025

# ULBs	Wards	Wards covered by NUHM	% urban wards covered by NUHM
2	69	27	39.1%
Population	Urban population	Population covered by NUHM	% urban population covered by NUHM
1,108,974	602,173	54,722	9.1%

ULBs: Urban local bodies

Health Institutions

Type	Sanctioned	Operational	% operational
UHC	0	0	-
UPHC	2	2	100%
UHCW	6	4	66.7%

UHC: Urban Community Health Centre; UPHC: Urban Primary Health Centre; UHCW: Urban Health & Wellness Centre

Urban Polyclinics (XV FC)

Sanctioned	Operational	% operational
2	2	100%

Criteria for operational status: At least two specialty OPs every week

Outpatient care

Type	Total OP (month)	Total OP (Cumulative)	Specialist OP (month)	Specialist OP (cumulative)	Average daily OP/facility
UPHC/UHC	3587	6691	107	187	75
UHCW	2173	3609	-	-	23

Lab diagnostics

Type	Lab tests(month)	Lab tests (Cumulative)	Average tests/day/facility
UPHC/UHC	4045	8159	81
UHCW	528	528	6

Screening for diseases

Disease	Target	Achievement (month)	Cumulative achievement	%
Diabetes	20247	3437	6867	33.92%
Hypertension	20247	3660	7313	36.12%
Oral cancer	20247	8	11	0.05%
Breast cancer	10124	70	98	0.97%
Cervical cancer	2025	1	2	0.10%

Screening target (based on key deliverables of ROP 2025-26)

Community processes

Activity	Target	Achievement	%
UHND	27	33	122.2%
MAS meeting	32	29	90.6%
JAS meeting	5	0	0%

UHND: Urban Health Nutrition Day; MAS: Mahila Arogya Samiti; JAS: Jan Arogya Samiti

National Quality Assurance Standards

# UPHCs	State accredited	National accredited	%
2	0	1	50.00%

NQAS



● Certified: 50% ● Pending: 50%

Finance (NUHM)

ROP approval	Expenditure	% Expenditure
386.45	36.33	9.40%

Finance (XV FC)

Activity	Year	Approval	Expenditure	%
Urban polyclinic	2021-22	20	3.03	15%
	2022-23	0	0	-
Opex of UPHC	2021-22	5.78	5.35	93%
	2022-23	10	0	0%
Diagnostics	2021-22	14.4	14.4	100%
	2022-23	15.91	17.41	109%
	2023-24	0	0	-

All amounts in Rs. Lakhs

Major activities in the month

- Desk Review on: 5/23/2025 and District Review on: 5/16/2025

Ernakulam

May 2025

# ULBs	Wards	Wards covered by NUHM	% urban wards covered by NUHM
14	495	139	28.1%
Population	Urban population	Population covered by NUHM	% urban population covered by NUHM
3,282,388	1,782,337	899,317	50.5%

ULBs: Urban local bodies

Health Institutions

Type	Sanctioned	Operational	% operational
UHC	1	1	100%
UPHC	15	15	100%
UHCW	67	52	77.6%

UHC: Urban Community Health Centre; UPHC: Urban Primary Health Centre; UHCW: Urban Health & Wellness Centre

Urban Polyclinics (XV FC)

Sanctioned	Operational	% operational
15	15	100%

Criteria for operational status: At least two specialty OPs every week

Outpatient care

Type	Total OP (month)	Total OP (Cumulative)	Specialist OP (month)	Specialist OP (cumulative)	Average daily OP/facility
UPHC/UHC	31351	59731	3315	7296	88
UHCW	31780	58595	-	-	29

Lab diagnostics

Type	Lab tests(month)	Lab tests (Cumulative)	Average tests/day/facility
UPHC/UHC	46490	79373	124
UHCW	14011	14011	13

Screening for diseases

Disease	Target	Achievement (month)	Cumulative achievement	%
Diabetes	332747	103	204	0.06%
Hypertension	332747	100	196	0.06%
Oral cancer	332747	3	4	0.00%
Breast cancer	166374	2	10	0.01%
Cervical cancer	33275	1	5	0.02%

Screening target (based on key deliverables of ROP 2025-26)

Community processes

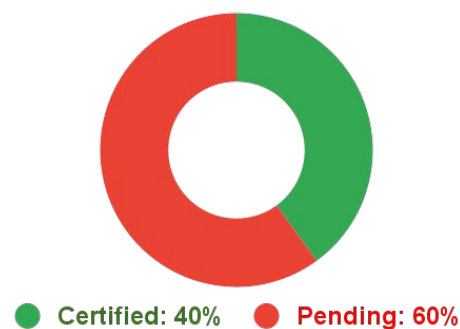
Activity	Target	Achievement	%
UHND	139	120	86.3%
MAS meeting	186	141	75.8%
JAS meeting	63	2	3.2%

UHND: Urban Health Nutrition Day; MAS: Mahila Arogya Samiti; JAS: Jan Arogya Samiti

National Quality Assurance Standards

# UPHCs	State accredited	National accredited	%
15	0	6	40.00%

NQAS



Finance (NUHM)

ROP approval	Expenditure	% Expenditure
2480.77	205.18	8.27%

Finance (XV FC)

Activity	Year	Approval	Expenditure	%
Urban polyclinic	2021-22	150	46.91	31%
	2022-23	10	0	0%
Opex of UPHC	2021-22	43.35	35.65	82%
	2022-23	75	0	0%
Diagnostics	2021-22	108	108	100%
	2022-23	90	68.33	76%
	2023-24	0	0	-

All amounts in Rs. Lakhs

Major activities in the month

- Desk Review on: 05-09-2025 and District Review on: 5/30/2025 • IUCD training for JPHNs

Thrissur

May 2025

# ULBs	Wards	Wards covered by NUHM	% urban wards covered by NUHM
8	329	33	10%
Population	Urban population	Population covered by NUHM	% urban population covered by NUHM
3,121,200	1,694,812	80,776	4.8%

ULBs: Urban local bodies

Health Institutions

Type	Sanctioned	Operational	% operational
UHC	0	0	-
UPHC	7	7	100%
UHCW	27	26	96.3%

UHC: Urban Community Health Centre; UPHC: Urban Primary Health Centre; UHCW: Urban Health & Wellness Centre

Urban Polyclinics (XV FC)

Sanctioned	Operational	% operational
7	7	100%

Criteria for operational status: At least two specialty OPs every week

Outpatient care

Type	Total OP (month)	Total OP (Cumulative)	Specialist OP (month)	Specialist OP (cumulative)	Average daily OP/facility
UPHC/UHC	17052	32041	3146	5511	102
UHCW	20336	37722	-	-	34

Lab diagnostics

Type	Lab tests(month)	Lab tests (Cumulative)	Average tests/day/facility
UPHC/UHC	20249	39952	116
UHCW	5830	5830	10

Screening for diseases

Disease	Target	Achievement (month)	Cumulative achievement	%
Diabetes	29887	741	1482	4.96%
Hypertension	29887	882	1765	5.91%
Oral cancer	29887	37	63	0.21%
Breast cancer	14944	33	59	0.39%
Cervical cancer	2989	33	88	2.94%

Screening target (based on key deliverables of ROP 2025-26)

Community processes

Activity	Target	Achievement	%
UHND	33	33	100%
MAS meeting	130	123	94.6%
JAS meeting	32	5	15.6%

UHND: Urban Health Nutrition Day; MAS: Mahila Arogya Samiti; JAS: Jan Arogya Samiti

National Quality Assurance Standards

# UPHCs	State accredited	National accredited	%
7	0	7	100.00%

NQAS



● Certified: 100%

Finance (NUHM)

ROP approval	Expenditure	% Expenditure
1144.57	104.87	9.16%

Finance (XV FC)

Activity	Year	Approval	Expenditure	%
Urban polyclinic	2021-22	70	3.18	5%
	2022-23	0	0	-
Opex of UPHC	2021-22	20.23	16.30	81%
	2022-23	35	1	3%
Diagnostics	2021-22	50.4	50	99%
	2022-23	6	1.2	20%
	2023-24	0	0	-

All amounts in Rs. Lakhs

Major activities in the month

- Desk Review on: 05-05-2025 and District Review on: 05-09-2025

Palakkad

May 2025

# ULBs	Wards	Wards covered by NUHM	% urban wards covered by NUHM
7	240	57	23.8%
Population	Urban population	Population covered by NUHM	% urban population covered by NUHM
2,809,934	1,525,794	137,510	9%

ULBs: Urban local bodies

Health Institutions

Type	Sanctioned	Operational	% operational
UHC	0	0	-
UPHC	5	5	100%
UHCW	23	19	82.6%

UHC: Urban Community Health Centre; UPHC: Urban Primary Health Centre; UHCW: Urban Health & Wellness Centre

Urban Polyclinics (XV FC)

Sanctioned	Operational	% operational
5	5	100%

Criteria for operational status: At least two specialty OPs every week

Outpatient care

Type	Total OP (month)	Total OP (Cumulative)	Specialist OP (month)	Specialist OP (cumulative)	Average daily OP/facility
UPHC/UHC	12751	23783	2250	4892	107
UHCW	17578	32807	-	-	41

Lab diagnostics

Type	Lab tests(month)	Lab tests (Cumulative)	Average tests/day/facility
UPHC/UHC	14062	29754	113
UHCW	7589	7589	17

Screening for diseases

Disease	Target	Achievement (month)	Cumulative achievement	%
Diabetes	50879	57	114	0.22%
Hypertension	50879	64	128	0.25%
Oral cancer	50879	123	230	0.45%
Breast cancer	25439	118	309	1.21%
Cervical cancer	5088	17	63	1.24%

Screening target (based on key deliverables of ROP 2025-26)

Community processes

Activity	Target	Achievement	%
UHND	57	57	100%
MAS meeting	75	70	93.3%
JAS meeting	23	10	43.5%

UHND: Urban Health Nutrition Day; MAS: Mahila Arogya Samiti; JAS: Jan Arogya Samiti

National Quality Assurance Standards

# UPHCs	State accredited	National accredited	%
5	0	3	60.00%

NQAS



● Certified: 60% ● Pending: 40%

Finance (NUHM)

ROP approval	Expenditure	% Expenditure
937.71	70.15	7.48%

Finance (XV FC)

Activity	Year	Approval	Expenditure	%
Urban polyclinic	2021-22	50	14.80	30%
	2022-23	0	0	-
Opex of UPHC	2021-22	14.45	10.22	71%
	2022-23	25	0	0%
Diagnostics	2021-22	36	36	100%
	2022-23	50	7.33	15%
	2023-24	0	0	-

All amounts in Rs. Lakhs

Major activities in the month

- Desk Review on: 05-06-2025 and District Review on: 5/27/2025

Malappuram

May 2025

# ULBs	Wards	Wards covered by NUHM	% urban wards covered by NUHM
12	479	199	41.5%
Population	Urban population	Population covered by NUHM	% urban population covered by NUHM
4,112,920	2,233,316	389,381	17.4%

ULBs: Urban local bodies

Health Institutions

Type	Sanctioned	Operational	% operational
UHC	0	0	-
UPHC	14	14	100%
UHCW	42	38	90.5%

UHC: Urban Community Health Centre; UPHC: Urban Primary Health Centre; UHCW: Urban Health & Wellness Centre

Urban Polyclinics (XV FC)

Sanctioned	Operational	% operational
14	13	92.9%

Criteria for operational status: At least two specialty OPs every week

Outpatient care

Type	Total OP (month)	Total OP (Cumulative)	Specialist OP (month)	Specialist OP (cumulative)	Average daily OP/facility
UPHC/UHC	27743	56030	5957	11748	83
UHCW	46557	90279	-	-	56

Lab diagnostics

Type	Lab tests(month)	Lab tests (Cumulative)	Average tests/day/facility
UPHC/UHC	21590	40865	62
UHCW	18509	18509	22

Screening for diseases

Disease	Target	Achievement (month)	Cumulative achievement	%
Diabetes	144071	8192	16388	11.37%
Hypertension	144071	8991	17987	12.48%
Oral cancer	144071	641	2246	1.56%
Breast cancer	72035	460	1423	1.98%
Cervical cancer	14407	424	1734	12.04%

Screening target (based on key deliverables of ROP 2025-26)

Community processes

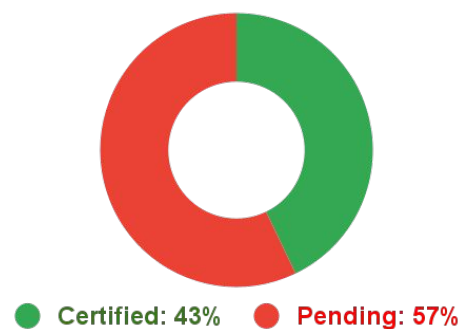
Activity	Target	Achievement	%
UHND	199	196	98.5%
MAS meeting	180	153	85%
JAS meeting	52	1	1.9%

UHND: Urban Health Nutrition Day; MAS: Mahila Arogya Samiti; JAS: Jan Arogya Samiti

National Quality Assurance Standards

# UPHCs	State accredited	National accredited	%
14	0	6	42.86%

NQAS



Finance (NUHM)

ROP approval	Expenditure	% Expenditure
1783.05	170.78	9.58%

Finance (XV FC)

Activity	Year	Approval	Expenditure	%
Urban polyclinic	2021-22	130	58.86	45%
	2022-23	10	0	0%
Opex of UPHC	2021-22	40.46	36.86	91%
	2022-23	70	4.95	7%
Diagnostics	2021-22	100.8	100.78	100%
	2022-23	99.9	39.57	40%
	2023-24	0	0	-

All amounts in Rs. Lakhs

Major activities in the month

- Desk Review on: 05-06-2025 and District Review on: 5/26/2025 • NQAS Training for UPHC staffs

Kozhikode

May 2025

# ULBs	Wards	Wards covered by NUHM	% urban wards covered by NUHM
8	340	66	19.4%
Population	Urban population	Population covered by NUHM	% urban population covered by NUHM
3,086,293	1,675,857	293,709	17.5%

ULBs: Urban local bodies

Health Institutions

Type	Sanctioned	Operational	% operational
UHC	0	0	-
UPHC	12	12	100%
UHCW	42	39	92.9%

UHC: Urban Community Health Centre; UPHC: Urban Primary Health Centre; UHCW: Urban Health & Wellness Centre

Urban Polyclinics (XV FC)

Sanctioned	Operational	% operational
12	11	91.7%

Criteria for operational status: At least two specialty OPs every week

Outpatient care

Type	Total OP (month)	Total OP (Cumulative)	Specialist OP (month)	Specialist OP (cumulative)	Average daily OP/facility
UPHC/UHC	23411	46644	2096	4438	82
UHCW	38259	73758	-	-	47

Lab diagnostics

Type	Lab tests(month)	Lab tests (Cumulative)	Average tests/day/facility
UPHC/UHC	13720	26700	46
UHCW	29203	29203	35

Screening for diseases

Disease	Target	Achievement (month)	Cumulative achievement	%
Diabetes	108672	3459	6915	6.36%
Hypertension	108672	3341	6679	6.15%
Oral cancer	108672	489	894	0.82%
Breast cancer	54336	557	1134	2.09%
Cervical cancer	10867	148	483	4.44%

Screening target (based on key deliverables of ROP 2025-26)

Community processes

Activity	Target	Achievement	%
UHND	66	71	107.6%
MAS meeting	174	131	75.3%
JAS meeting	48	7	14.6%

UHND: Urban Health Nutrition Day; MAS: Mahila Arogya Samiti; JAS: Jan Arogya Samiti

National Quality Assurance Standards

# UPHCs	State accredited	National accredited	%
12	0	4	33.33%

NQAS



● Certified: 33% ● Pending: 67%

Finance (NUHM)

ROP approval	Expenditure	% Expenditure
1644.95	144.39	8.78%

Finance (XV FC)

Activity	Year	Approval	Expenditure	%
Urban polyclinic	2021-22	110	24.36	22%
	2022-23	10	0	0%
Opex of UPHC	2021-22	34.68	30.07	87%
	2022-23	60	0	0%
Diagnostics	2021-22	86.4	86.4	100%
	2022-23	86.4	28.03	32%
	2023-24	0	0	-

All amounts in Rs. Lakhs

Major activities in the month

• Desk Review on: 05-02-2025 and District Review on: 5/27/2025 • Training on Office Proceedings for Medical Officers and DEO cum Accountants of UPHCs and UHWCs

Wayanad

May 2025

# ULBs	Wards	Wards covered by NUHM	% urban wards covered by NUHM
3	99	18	18.2%
Population	Urban population	Population covered by NUHM	% urban population covered by NUHM
817,420	443,859	26,341	5.9%

ULBs: Urban local bodies

Health Institutions

Type	Sanctioned	Operational	% operational
UHC	0	0	-
UPHC	2	2	100%
UHCW	8	8	100%

UHC: Urban Community Health Centre; UPHC: Urban Primary Health Centre; UHCW: Urban Health & Wellness Centre

Urban Polyclinics (XV FC)

Sanctioned	Operational	% operational
2	1	50%

Criteria for operational status: At least two specialty OPs every week

Outpatient care

Type	Total OP (month)	Total OP (Cumulative)	Specialist OP (month)	Specialist OP (cumulative)	Average daily OP/facility
UPHC/UHC	4619	9246	175	353	97
UHCW	9211	17949	-	-	48

Lab diagnostics

Type	Lab tests(month)	Lab tests (Cumulative)	Average tests/day/facility
UPHC/UHC	2625	7668	53
UHCW	4192	4192	21

Screening for diseases

Disease	Target	Achievement (month)	Cumulative achievement	%
Diabetes	9746	3694	7387	75.80%
Hypertension	9746	3425	6849	70.27%
Oral cancer	9746	1070	1109	11.38%
Breast cancer	4873	880	933	19.15%
Cervical cancer	975	727	1477	151.49%

Screening target (based on key deliverables of ROP 2025-26)

Community processes

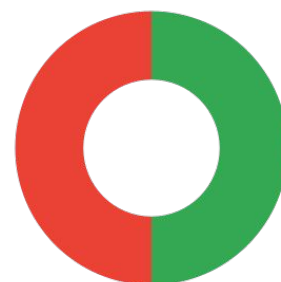
Activity	Target	Achievement	%
UHND	18	19	105.6%
MAS meeting	30	24	80%
JAS meeting	10	0	0%

UHND: Urban Health Nutrition Day; MAS: Mahila Arogya Samiti; JAS: Jan Arogya Samiti

National Quality Assurance Standards

# UPHCs	State accredited	National accredited	%
2	0	1	50.00%

NQAS



● Certified: 50% ● Pending: 50%

Finance (NUHM)

ROP approval	Expenditure	% Expenditure
366.60	39.20	10.69%

Finance (XV FC)

Activity	Year	Approval	Expenditure	%
Urban polyclinic	2021-22	10	5.56	56%
	2022-23	10	0	0%
Opex of UPHC	2021-22	5.78	5.78	100%
	2022-23	10	0	0%
Diagnostics	2021-22	14.4	14.39	100%
	2022-23	19	16.33	86%
	2023-24	0	0	-

All amounts in Rs. Lakhs

Major activities in the month

- Desk Review on: 05-09-2025 and District Review on: 5/14/2025

Kannur

May 2025

# ULBs	Wards	Wards covered by NUHM	% urban wards covered by NUHM
10	378	86	22.8%
Population	Urban population	Population covered by NUHM	% urban population covered by NUHM
2,523,003	1,369,991	176,239	12.9%

ULBs: Urban local bodies

Health Institutions

Type	Sanctioned	Operational	% operational
UHC	0	0	-
UPHC	8	8	100%
UHCW	28	21	75%

UHC: Urban Community Health Centre; UPHC: Urban Primary Health Centre; UHCW: Urban Health & Wellness Centre

Urban Polyclinics (XV FC)

Sanctioned	Operational	% operational
8	6	75%

Criteria for operational status: At least two specialty OPs every week

Outpatient care

Type	Total OP (month)	Total OP (Cumulative)	Specialist OP (month)	Specialist OP (cumulative)	Average daily OP/facility
UPHC/UHC	15932	30840	2257	4281	83
UHCW	16188	31005	-	-	34

Lab diagnostics

Type	Lab tests(month)	Lab tests (Cumulative)	Average tests/day/facility
UPHC/UHC	10154	17516	51
UHCW	7029	7029	15

Screening for diseases

Disease	Target	Achievement (month)	Cumulative achievement	%
Diabetes	65208	4755	9508	14.58%
Hypertension	65208	4810	9618	14.75%
Oral cancer	65208	33	92	0.14%
Breast cancer	32604	27	65	0.20%
Cervical cancer	6521	12	52	0.80%

Screening target (based on key deliverables of ROP 2025-26)

Community processes

Activity	Target	Achievement	%
UHND	86	84	97.7%
MAS meeting	120	87	72.5%
JAS meeting	28	0	0%

UHND: Urban Health Nutrition Day; MAS: Mahila Arogya Samiti; JAS: Jan Arogya Samiti

National Quality Assurance Standards

# UPHCs	State accredited	National accredited	%
8	1	5	75.00%

NQAS



● Certified: 75% ● Pending: 25%

Finance (NUHM)

ROP approval	Expenditure	% Expenditure
1148.82	79.76	6.94%

Finance (XV FC)

Activity	Year	Approval	Expenditure	%
Urban polyclinic	2021-22	60	11.94	20%
	2022-23	20	0	0%
Opex of UPHC	2021-22	23.12	18.86	82%
	2022-23	40	40	100%
Diagnostics	2021-22	57.6	36.99	64%
	2022-23	24.8	5.6	23%
	2023-24	0	0	-

All amounts in Rs. Lakhs

Major activities in the month

- Desk Review on: 5/21/2025 and District Review on: 5/27/2025

Kasaragod

May 2025

# ULBs	Wards	Wards covered by NUHM	% urban wards covered by NUHM
3	113	51	45.1%
Population	Urban population	Population covered by NUHM	% urban population covered by NUHM
1,307,375	709,905	74,817	10.5%

ULBs: Urban local bodies

Health Institutions

Type	Sanctioned	Operational	% operational
UHC	0	0	-
UPHC	3	3	100%
UHCW	9	9	100%

UHC: Urban Community Health Centre; UPHC: Urban Primary Health Centre; UHCW: Urban Health & Wellness Centre

Urban Polyclinics (XV FC)

Sanctioned	Operational	% operational
3	3	100%

Criteria for operational status: At least two specialty OPs every week

Outpatient care

Type	Total OP (month)	Total OP (Cumulative)	Specialist OP (month)	Specialist OP (cumulative)	Average daily OP/facility
UPHC/UHC	5077	9337	2183	4144	71
UHCW	5487	10360	-	-	26

Lab diagnostics

Type	Lab tests(month)	Lab tests (Cumulative)	Average tests/day/facility
UPHC/UHC	5372	9281	72
UHCW	2435	2435	11

Screening for diseases

Disease	Target	Achievement (month)	Cumulative achievement	%
Diabetes	27682	2041	4081	14.74%
Hypertension	27682	2291	4582	16.55%
Oral cancer	27682	22	119	0.43%
Breast cancer	13841	49	154	1.11%
Cervical cancer	2768	40	234	8.45%

Screening target (based on key deliverables of ROP 2025-26)

Community processes

Activity	Target	Achievement	%
UHND	51	52	102%
MAS meeting	49	46	93.9%
JAS meeting	12	0	0%

UHND: Urban Health Nutrition Day; MAS: Mahila Arogya Samiti; JAS: Jan Arogya Samiti

National Quality Assurance Standards

# UPHCs	State accredited	National accredited	%
3	0	1	33.33%

NQAS



● Certified: 33% ● Pending: 67%

Finance (NUHM)

ROP approval	Expenditure	% Expenditure
517.98	44.41	8.57%

Finance (XV FC)

Activity	Year	Approval	Expenditure	%
Urban polyclinic	2021-22	30	4.13	14%
	2022-23	0	0	-
Opex of UPHC	2021-22	8.67	6.68	77%
	2022-23	15	15	100%
Diagnostics	2021-22	21.6	15.87	73%
	2022-23	25.09	0.19	1%
	2023-24	0	0	-

All amounts in Rs. Lakhs

Major activities in the month

- Desk Review on: 5/31/2025 and District Review on: 5/30/2025