

# ULBs	Wards	Wards covered by NUHM	% urban wards covered by NUHM
93	3525	1027	29.1%
Population	Urban population	Population covered by NUHM	% urban population covered by NUHM
33,406,061	18,139,491	3,255,368	17.9%

ULBs: Urban local bodies

Health Institutions

Type	Sanctioned	Operational	% operational
UHC	2	2	100%
UPHC	102	102	100%
UHC	380	308	81.1%

UHC: Urban Community Health Centre; UPHC: Urban Primary Health Centre; UHC: Urban Health & Wellness Centre

Urban Polyclinics (XV FC)

Sanctioned	Operational	% operational
102	96	94.1%

Criteria for operational status: At least two specialty OPs every week

Outpatient care *[Data Source- AAM Portal]*

Type	Total OP (24-25)	Total OP (month)	Total OP (Cumulative)	Specialist OP (month)	Specialist OP (cumulative)	Avg. OP/day/facility
UPHC/UHC	2794709	226218	226218	31048	88011	93
UHC	2716124	300689	300689	-	-	41

Lab diagnostics *[Data Source- AAM HMIS Portal]*

Type	Lab tests(24-25)	Lab tests(month)	Lab tests (Cumulative)	Average tests/day/facility
UPHC/UHC	5510833	285882	677918	113
UHC	960397	156481	401005	21

Screening for diseases *[Data Source- District Level Report]*

Disease	Target	Achievement (24-25)	Achievement (month)	Cumulative achievement	%
Diabetes	1204486	889383	140467	206896	23.26%
Hypertension	1204486	2299546	30503	36099	1.57%
Oral cancer	1204486	322975	18984	23895	7.40%
Breast cancer	602243	199231	12656	17435	8.75%
Cervical cancer	120449	78870	890	2771	3.51%

Community processes [Data Source- AAM HMIS Portal]

Activity	Target	Achievement (24-25)	Achievement (month)	%
UHND	1027	11340	890	7.8%
MAS meeting	1510	1375	1081	78.6%
JAS meeting	392	381	32	8.4%

National Quality Assurance Standards

# UPHCs	National accredited 2024-25	State accredited	National accredited
102	1	1	45

NQAS



● Certified: 45% ● Pending: 55%

Finance (NUHM)

ROP approval	Expenditure	% Expenditure
15782.81	2026.06	12.84%

Finance (XV FC)

Activity	Year	Approval	Expenditure	%
Urban polyclinic	2021-22	930	279.71	30%
	2022-23	110	0	0%
Opex of UPHC	2021-22	294.78	263.23	89%
	2022-23	510	13.76	3%
Diagnostics	2021-22	734.4	701.75	96%
	2022-23	755.01	295.85	39%
	2023-24	0	0	-

All amounts in Rs. Lakhs

Major activities in the month

- State level review conducted on 18th June 25 [online mode].
- Officials from the State Unit conducted an onsite review of UPHC and UHWC operations in Kasargod district
- Training imparted to all UPHC and Medical Officers and Staff Nurses of UPHCs and U-HWCs in Appropriate use of antibiotics and making facilities “antibiotic smart”

Thiruvananthapuram

June 2025

# ULBs	Wards	Wards covered by NUHM	% urban wards covered by NUHM
5	247	108	43.7%
Population	Urban population	Population covered by NUHM	% urban population covered by NUHM
3,301,427	1,792,675	533,227	29.7%

ULBs: Urban local bodies

Health Institutions

Type	Sanctioned	Operational	% operational
UHC	1	1	100%
UPHC	18	18	100%
UHCW	58	28	48.3%

UHC: Urban Community Health Centre; UPHC: Urban Primary Health Centre; UHCW: Urban Health & Wellness Centre

Urban Polyclinics (XV FC)

Sanctioned	Operational	% operational
18	17	94.4%

Criteria for operational status: At least two specialty OPs every week

Outpatient care *[Data Source- AAM Portal]*

Type	Total OP (24-25)	Total OP (month)	Total OP (Cumulative)	Specialist OP (month)	Specialist OP (cumulative)	Avg. OP/day/facility
UPHC/UHC	525222	41047	41047	2078	6061	100
UHCW	178460	20287	20287	-	-	31

Lab diagnostics *[Data Source- AAM HMIS Portal]*

Type	Lab tests(24-25)	Lab tests(month)	Lab tests (Cumulative)	Average tests/day/facility
UPHC/UHC	703682	29567	84678	66
UHCW	48200	5933	14522	9

Screening for diseases *[Data Source- District Level Report]*

Disease	Target	Achievement (24-25)	Achievement (month)	Cumulative achievement	%
Diabetes	197294	102941	23787	23950	23.27%
Hypertension	197294	315122	3704	4212	1.34%
Oral cancer	197294	31933	3255	3718	11.64%
Breast cancer	98647	20327	976	1180	5.81%
Cervical cancer	19729	2132	126	361	16.93%

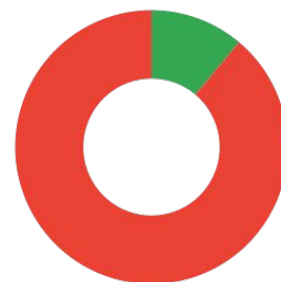
Community processes [Data Source- AAM HMIS Portal]

Activity	Target	Achievement (24-25)	Achievement (month)	%
UHND	108	1518	126	8.3%
MAS meeting	264	252	96	38.1%
JAS meeting	45	23	4	17.4%

National Quality Assurance Standards

# UPHCs	National accredited 2024-25	State accredited	National accredited
18	0	0	2

NQAS



● Certified: 11% ● Pending: 89%

Finance (NUHM)

ROP approval	Expenditure	% Expenditure
2445.93	305.66	12.50%

Finance (XV FC)

Activity	Year	Approval	Expenditure	%
Urban polyclinic	2021-22	170	37.78	22%
	2022-23	20	0	0%
Opex of UPHC	2021-22	52.02	49.17	95%
	2022-23	90	1.7	2%
Diagnostics	2021-22	129.6	123.47	95%
	2022-23	141.9	9.56	7%
	2023-24	0	0	-

All amounts in Rs. Lakhs

Major activities in the month

Kollam

June 2025

# ULBs	Wards	Wards covered by NUHM	% urban wards covered by NUHM
5	186	50	26.9%
Population	Urban population	Population covered by NUHM	% urban population covered by NUHM
2,635,375	1,431,009	184,434	12.9%

ULBs: Urban local bodies

Health Institutions

Type	Sanctioned	Operational	% operational
UHC	0	0	-
UPHC	5	5	100%
UHC	19	19	100%

UHC: Urban Community Health Centre; UPHC: Urban Primary Health Centre; UHC: Urban Health & Wellness Centre

Urban Polyclinics (XV FC)

Sanctioned	Operational	% operational
5	5	100%

Criteria for operational status: At least two specialty OPs every week

Outpatient care *[Data Source- AAM Portal]*

Type	Total OP (24-25)	Total OP (month)	Total OP (Cumulative)	Specialist OP (month)	Specialist OP (cumulative)	Avg. OP/day/facility
UPHC/UHC	148903	11336	11336	1808	5470	28
UHC	158286	17576	17576	-	-	44

Lab diagnostics *[Data Source- AAM HMIS Portal]*

Type	Lab tests(24-25)	Lab tests(month)	Lab tests (Cumulative)	Average tests/day/facility
UPHC/UHC	307189	19558	48619	44
UHC	41982	12042	34742	29

Screening for diseases *[Data Source- District Level Report]*

Disease	Target	Achievement (24-25)	Achievement (month)	Cumulative achievement	%
Diabetes	68241	89931	7846	7878	8.76%
Hypertension	68241	182866	2818	2822	1.54%
Oral cancer	68241	22879	1833	1836	8.02%
Breast cancer	34120	16398	85	85	0.52%
Cervical cancer	6824	3499	50	181	5.17%

Community processes [Data Source- AAM HMIS Portal]

Activity	Target	Achievement (24-25)	Achievement (month)	%
UHND	50	597	50	8.4%
MAS meeting	75	70	70	100%
JAS meeting	21	5	1	20%

National Quality Assurance Standards

# UPHCs	National accredited 2024-25	State accredited	National accredited
5	0	0	4

NQAS



● Certified: 80% ● Pending: 20%

Finance (NUHM)

ROP approval	Expenditure	% Expenditure
819.22	124.07	15.14%

Finance (XV FC)

Activity	Year	Approval	Expenditure	%
Urban polyclinic	2021-22	40	17.52	44%
	2022-23	10	0	0%
Opex of UPHC	2021-22	14.45	14.35	99%
	2022-23	25	1.19	5%
Diagnostics	2021-22	36	35.97	100%
	2022-23	52.61	25.71	49%
	2023-24	0	0	-
All amounts in Rs. Lakhs				

Major activities in the month

Pathanamthitta

June 2025

# ULBs	Wards	Wards covered by NUHM	% urban wards covered by NUHM
4	131	37	28.2%
Population	Urban population	Population covered by NUHM	% urban population covered by NUHM
1,197,412	650,195	47,046	7.2%

ULBs: Urban local bodies

Health Institutions

Type	Sanctioned	Operational	% operational
UHC	0	0	-
UPHC	2	2	100%
UHC	10	7	70%

UHC: Urban Community Health Centre; UPHC: Urban Primary Health Centre; UHC: Urban Health & Wellness Centre

Urban Polyclinics (XV FC)

Sanctioned	Operational	% operational
2	2	100%

Criteria for operational status: At least two specialty OPs every week

Outpatient care *[Data Source- AAM Portal]*

Type	Total OP (24-25)	Total OP (month)	Total OP (Cumulative)	Specialist OP (month)	Specialist OP (cumulative)	Avg. OP/day/facility
UPHC/UHC	67274	5548	5548	258	786	14
UHC	73230	6248	6248	-	-	38

Lab diagnostics *[Data Source- AAM HMIS Portal]*

Type	Lab tests(24-25)	Lab tests(month)	Lab tests (Cumulative)	Average tests/day/facility
UPHC/UHC	140504	5527	12430	13
UHC	41837	4045	10789	24

Screening for diseases *[Data Source- District Level Report]*

Disease	Target	Achievement (24-25)	Achievement (month)	Cumulative achievement	%
Diabetes	17407	11766	1943	4426	37.62%
Hypertension	17407	56082	491	561	1.00%
Oral cancer	17407	2402	292	359	14.95%
Breast cancer	8704	2783	314	391	14.05%
Cervical cancer	1741	909	37	133	14.63%

Community processes [Data Source- AAM HMIS Portal]

Activity	Target	Achievement (24-25)	Achievement (month)	%
UHND	37	407	37	9.1%
MAS meeting	41	39	39	100%
JAS meeting	9	11	1	9.1%

National Quality Assurance Standards

# UPHCs	National accredited 2024-25	State accredited	National accredited
2	0	0	2

NQAS



● Certified: 100%

Finance (NUHM)

ROP approval	Expenditure	% Expenditure
494.28	56.13	11.36%

Finance (XV FC)

Activity	Year	Approval	Expenditure	%
Urban polyclinic	2021-22	20	7.21	36%
	2022-23	0	0	-
Opex of UPHC	2021-22	5.78	5.55	96%
	2022-23	10	0	0%
Diagnostics	2021-22	14.4	14.12	98%
	2022-23	20	6.61	33%
	2023-24	0	0	-

All amounts in Rs. Lakhs

Major activities in the month

--

Alappuzha

June 2025

# ULBs	Wards	Wards covered by NUHM	% urban wards covered by NUHM
6	215	102	47.4%
Population	Urban population	Population covered by NUHM	% urban population covered by NUHM
2,127,789	1,155,389	243,575	21.1%

ULBs: Urban local bodies

Health Institutions

Type	Sanctioned	Operational	% operational
UHC	0	0	-
UPHC	6	6	100%
UHC	24	23	95.8%

UHC: Urban Community Health Centre; UPHC: Urban Primary Health Centre; UHC: Urban Health & Wellness Centre

Urban Polyclinics (XV FC)

Sanctioned	Operational	% operational
6	6	100%

Criteria for operational status: At least two specialty OPs every week

Outpatient care *[Data Source- AAM Portal]*

Type	Total OP (24-25)	Total OP (month)	Total OP (Cumulative)	Specialist OP (month)	Specialist OP (cumulative)	Avg. OP/day/facility
UPHC/UHC	166106	13652	13652	2860	6845	33
UHC	132506	20628	20628	-	-	38

Lab diagnostics *[Data Source- AAM HMIS Portal]*

Type	Lab tests(24-25)	Lab tests(month)	Lab tests (Cumulative)	Average tests/day/facility
UPHC/UHC	298612	27749	57672	62
UHC	21988	12440	28029	22

Screening for diseases *[Data Source- District Level Report]*

Disease	Target	Achievement (24-25)	Achievement (month)	Cumulative achievement	%
Diabetes	90123	45519	7139	15623	34.32%
Hypertension	90123	101542	6502	6630	6.53%
Oral cancer	90123	53444	4651	4751	8.89%
Breast cancer	45061	39494	4437	4631	11.73%
Cervical cancer	9012	36491	98	285	0.78%

Community processes [Data Source- AAM HMIS Portal]

Activity	Target	Achievement (24-25)	Achievement (month)	%
UHND	102	1220	98	8%
MAS meeting	109	103	98	95.1%
JAS meeting	26	25	5	20%

National Quality Assurance Standards

# UPHCs	National accredited 2024-25	State accredited	National accredited
6	0	0	2

NQAS



● Certified: 33% ● Pending: 67%

Finance (NUHM)

ROP approval	Expenditure	% Expenditure
927.41	85.36	9.20%

Finance (XV FC)

Activity	Year	Approval	Expenditure	%
Urban polyclinic	2021-22	40	4.83	12%
	2022-23	20	0	0%
Opex of UPHC	2021-22	17.34	17.34	100%
	2022-23	30	5.36	18%
Diagnostics	2021-22	43.2	43.2	100%
	2022-23	93.4	41.98	45%
	2023-24	0	0	-

All amounts in Rs. Lakhs

Major activities in the month

Kottayam

June 2025

# ULBs	Wards	Wards covered by NUHM	% urban wards covered by NUHM
6	204	54	26.5%
Population	Urban population	Population covered by NUHM	% urban population covered by NUHM
1,974,551	1,072,181	114,274	10.7%

ULBs: Urban local bodies

Health Institutions

Type	Sanctioned	Operational	% operational
UHC	0	0	-
UPHC	3	3	100%
UHC	17	15	88.2%

UHC: Urban Community Health Centre; UPHC: Urban Primary Health Centre; UHC: Urban Health & Wellness Centre

Urban Polyclinics (XV FC)

Sanctioned	Operational	% operational
3	3	100%

Criteria for operational status: At least two specialty OPs every week

Outpatient care *[Data Source- AAM Portal]*

Type	Total OP (24-25)	Total OP (month)	Total OP (Cumulative)	Specialist OP (month)	Specialist OP (cumulative)	Avg. OP/day/facility
UPHC/UHC	92467	6629	6629	937	2892	17
UHC	110582	16511	16511	-	-	46

Lab diagnostics *[Data Source- AAM HMIS Portal]*

Type	Lab tests(24-25)	Lab tests(month)	Lab tests (Cumulative)	Average tests/day/facility
UPHC/UHC	203049	17571	29341	40
UHC	36955	9835	25753	27

Screening for diseases *[Data Source- District Level Report]*

Disease	Target	Achievement (24-25)	Achievement (month)	Cumulative achievement	%
Diabetes	42281	81904	2896	3046	3.72%
Hypertension	42281	103519	720	838	0.81%
Oral cancer	42281	20456	554	647	3.16%
Breast cancer	21141	14494	531	697	4.81%
Cervical cancer	4228	5961	54	136	2.28%

Community processes [Data Source- AAM HMIS Portal]

Activity	Target	Achievement (24-25)	Achievement (month)	%
UHND	54	648	54	8.3%
MAS meeting	45	42	42	100%
JAS meeting	18	6	3	50%

National Quality Assurance Standards

# UPHCs	National accredited 2024-25	State accredited	National accredited
3	0	0	1

NQAS



● Certified: 33% ● Pending: 67%

Finance (NUHM)

ROP approval	Expenditure	% Expenditure
685.07	104.40	15.24%

Finance (XV FC)

Activity	Year	Approval	Expenditure	%
Urban polyclinic	2021-22	30	2.83	9%
	2022-23	0	0	-
Opex of UPHC	2021-22	8.67	5.68	66%
	2022-23	15	0	0%
Diagnostics	2021-22	21.6	21.6	100%
	2022-23	30	5.91	20%
	2023-24	0	0	-

All amounts in Rs. Lakhs

Major activities in the month

Idukki

June 2025

# ULBs	Wards	Wards covered by NUHM	% urban wards covered by NUHM
2	69	27	39.1%
Population	Urban population	Population covered by NUHM	% urban population covered by NUHM
1,108,974	602,173	54,722	9.1%

ULBs: Urban local bodies

Health Institutions

Type	Sanctioned	Operational	% operational
UHC	0	0	-
UPHC	2	2	100%
UHC	6	4	66.7%

UHC: Urban Community Health Centre; UPHC: Urban Primary Health Centre; UHC: Urban Health & Wellness Centre

Urban Polyclinics (XV FC)

Sanctioned	Operational	% operational
2	2	100%

Criteria for operational status: At least two specialty OPs every week

Outpatient care *[Data Source- AAM Portal]*

Type	Total OP (24-25)	Total OP (month)	Total OP (Cumulative)	Specialist OP (month)	Specialist OP (cumulative)	Avg. OP/day/facility
UPHC/UHC	39755	3573	3573	226	413	9
UHC	28966	2435	2435	-	-	21

Lab diagnostics *[Data Source- AAM HMIS Portal]*

Type	Lab tests(24-25)	Lab tests(month)	Lab tests (Cumulative)	Average tests/day/facility
UPHC/UHC	68721	4822	12981	11
UHC	13121	1093	2056	9

Screening for diseases *[Data Source- District Level Report]*

Disease	Target	Achievement (24-25)	Achievement (month)	Cumulative achievement	%
Diabetes	20247	14460	1552	8865	61.31%
Hypertension	20247	29432	41	52	0.18%
Oral cancer	20247	1414	24	122	8.63%
Breast cancer	10124	1631	0	2	0.12%
Cervical cancer	2025	1153	34	71	6.16%

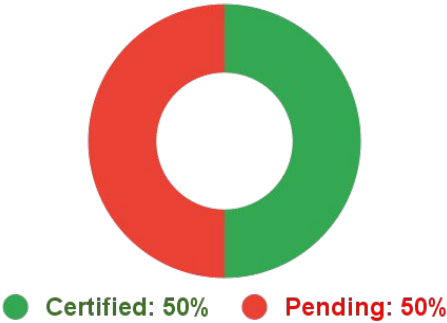
Community processes *[Data Source- AAM HMIS Portal]*

Activity	Target	Achievement (24-25)	Achievement (month)	%
UHND	27	330	34	10.3%
MAS meeting	32	30	28	93.3%
JAS meeting	5	4	0	0%

National Quality Assurance Standards

# UPHCs	National accredited 2024-25	State accredited	National accredited
2	0	0	1

NQAS



Finance (NUHM)

ROP approval	Expenditure	% Expenditure
386.45	59.14	15.30%

Finance (XV FC)

Activity	Year	Approval	Expenditure	%
Urban polyclinic	2021-22	20	3.03	15%
	2022-23	0	0	-
Opex of UPHC	2021-22	5.78	5.49	95%
	2022-23	10	0	0%
Diagnostics	2021-22	14.4	14.4	100%
	2022-23	15.91	17.42	109%
	2023-24	0	0	-

All amounts in Rs. Lakhs

Major activities in the month

--

Ernakulam

June 2025

# ULBs	Wards	Wards covered by NUHM	% urban wards covered by NUHM
14	495	139	28.1%
Population	Urban population	Population covered by NUHM	% urban population covered by NUHM
3,282,388	1,782,337	899,317	50.5%

ULBs: Urban local bodies

Health Institutions

Type	Sanctioned	Operational	% operational
UHC	1	1	100%
UPHC	15	15	100%
UHCW	67	52	77.6%

UHC: Urban Community Health Centre; UPHC: Urban Primary Health Centre; UHCW: Urban Health & Wellness Centre

Urban Polyclinics (XV FC)

Sanctioned	Operational	% operational
15	15	100%

Criteria for operational status: At least two specialty OPs every week

Outpatient care *[Data Source- AAM Portal]*

Type	Total OP (24-25)	Total OP (month)	Total OP (Cumulative)	Specialist OP (month)	Specialist OP (cumulative)	Avg. OP/day/facility
UPHC/UHC	391980	29998	29998	3728	11024	73
UHCW	296277	34642	34642	-	-	29

Lab diagnostics *[Data Source- AAM HMIS Portal]*

Type	Lab tests(24-25)	Lab tests(month)	Lab tests (Cumulative)	Average tests/day/facility
UPHC/UHC	688257	43872	123245	98
UHCW	122923	15094	42395	12

Screening for diseases *[Data Source- District Level Report]*

Disease	Target	Achievement (24-25)	Achievement (month)	Cumulative achievement	%
Diabetes	332747	124732	18168	18364	14.72%
Hypertension	332747	282811	1059	1063	0.38%
Oral cancer	332747	12555	768	778	6.20%
Breast cancer	166374	11705	448	453	3.87%
Cervical cancer	33275	6615	99	357	5.40%

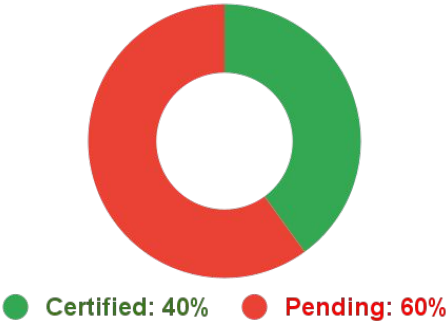
Community processes [Data Source- AAM HMIS Portal]

Activity	Target	Achievement (24-25)	Achievement (month)	%
UHND	139	1320	99	7.5%
MAS meeting	186	172	147	85.5%
JAS meeting	63	19	2	10.5%

National Quality Assurance Standards

# UPHCs	National accredited 2024-25	State accredited	National accredited
15	0	0	6

NQAS



Finance (NUHM)

ROP approval	Expenditure	% Expenditure
2480.77	342.60	13.81%

Finance (XV FC)

Activity	Year	Approval	Expenditure	%
Urban polyclinic	2021-22	150	67.49	45%
	2022-23	10	0	0%
Opex of UPHC	2021-22	43.35	38.36	88%
	2022-23	75	0	0%
Diagnostics	2021-22	108	108	100%
	2022-23	90	68.33	76%
	2023-24	0	0	-
All amounts in Rs. Lakhs				

Major activities in the month

--

# ULBs	Wards	Wards covered by NUHM	% urban wards covered by NUHM
8	329	33	10%
Population	Urban population	Population covered by NUHM	% urban population covered by NUHM
3,121,200	1,694,812	80,776	4.8%

ULBs: Urban local bodies

Health Institutions

Type	Sanctioned	Operational	% operational
UHC	0	0	-
UPHC	7	7	100%
UHC	27	26	96.3%

UHC: Urban Community Health Centre; UPHC: Urban Primary Health Centre; UHC: Urban Health & Wellness Centre

Urban Polyclinics (XV FC)

Sanctioned	Operational	% operational
7	7	100%

Criteria for operational status: At least two specialty OPs every week

Outpatient care *[Data Source- AAM Portal]*

Type	Total OP (24-25)	Total OP (month)	Total OP (Cumulative)	Specialist OP (month)	Specialist OP (cumulative)	Avg. OP/day/facility
UPHC/UHC	196090	18858	18858	2534	8045	46
UHC	177893	22477	22477	-	-	37

Lab diagnostics *[Data Source- AAM HMIS Portal]*

Type	Lab tests(24-25)	Lab tests(month)	Lab tests (Cumulative)	Average tests/day/facility
UPHC/UHC	373983	21464	61416	48
UHC	24484	6999	17919	11

Screening for diseases *[Data Source- District Level Report]*

Disease	Target	Achievement (24-25)	Achievement (month)	Cumulative achievement	%
Diabetes	29887	55224	15044	16809	30.44%
Hypertension	29887	153120	56	119	0.08%
Oral cancer	29887	2220	25	84	3.78%
Breast cancer	14944	2521	10	98	3.89%
Cervical cancer	2989	956	28	89	9.31%

Community processes [Data Source- AAM HMIS Portal]

Activity	Target	Achievement (24-25)	Achievement (month)	%
UHND	33	367	28	7.6%
MAS meeting	130	120	123	102.5%
JAS meeting	32	23	1	4.3%

National Quality Assurance Standards

# UPHCs	National accredited 2024-25	State accredited	National accredited
7	0	0	7

NQAS



Finance (NUHM)

ROP approval	Expenditure	% Expenditure
1144.57	104.87	9.16%

Finance (XV FC)

Activity	Year	Approval	Expenditure	%
Urban polyclinic	2021-22	70	3.18	5%
	2022-23	0	0	-
Opex of UPHC	2021-22	20.23	16.30	81%
	2022-23	35	0.46	1%
Diagnostics	2021-22	50.4	50	99%
	2022-23	6	1.2	20%
	2023-24	0	0	-

All amounts in Rs. Lakhs

Major activities in the month

--

Palakkad

June 2025

# ULBs	Wards	Wards covered by NUHM	% urban wards covered by NUHM
7	240	57	23.8%
Population	Urban population	Population covered by NUHM	% urban population covered by NUHM
2,809,934	1,525,794	137,510	9%

ULBs: Urban local bodies

Health Institutions

Type	Sanctioned	Operational	% operational
UHC	0	0	-
UPHC	5	5	100%
UHC	23	19	82.6%

UHC: Urban Community Health Centre; UPHC: Urban Primary Health Centre; UHC: Urban Health & Wellness Centre

Urban Polyclinics (XV FC)

Sanctioned	Operational	% operational
5	5	100%

Criteria for operational status: At least two specialty OPs every week

Outpatient care *[Data Source- AAM Portal]*

Type	Total OP (24-25)	Total OP (month)	Total OP (Cumulative)	Specialist OP (month)	Specialist OP (cumulative)	Avg. OP/day/facility
UPHC/UHC	125456	13589	13589	2906	7798	33
UHC	199486	20221	20221	-	-	45

Lab diagnostics *[Data Source- AAM HMIS Portal]*

Type	Lab tests(24-25)	Lab tests(month)	Lab tests (Cumulative)	Average tests/day/facility
UPHC/UHC	324942	24799	54553	56
UHC	58506	9899	23718	21

Screening for diseases *[Data Source- District Level Report]*

Disease	Target	Achievement (24-25)	Achievement (month)	Cumulative achievement	%
Diabetes	50879	43468	10114	10242	23.56%
Hypertension	50879	153969	1187	1417	0.92%
Oral cancer	50879	17077	573	882	5.16%
Breast cancer	25439	9676	449	512	5.29%
Cervical cancer	5088	6541	57	186	2.84%

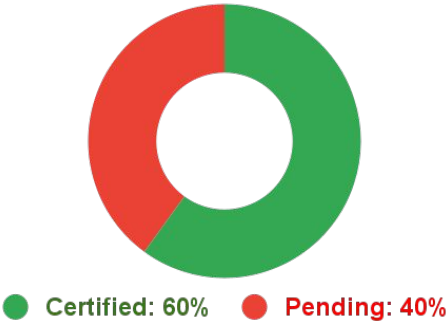
Community processes [Data Source- AAM HMIS Portal]

Activity	Target	Achievement (24-25)	Achievement (month)	%
UHND	57	625	57	9.1%
MAS meeting	75	70	70	100%
JAS meeting	23	139	4	2.9%

National Quality Assurance Standards

# UPHCs	National accredited 2024-25	State accredited	National accredited
5	0	0	3

NQAS



Finance (NUHM)

ROP approval	Expenditure	% Expenditure
937.71	114.96	12.26%

Finance (XV FC)

Activity	Year	Approval	Expenditure	%
Urban polyclinic	2021-22	50	14.21	28%
	2022-23	0	0	-
Opex of UPHC	2021-22	14.45	11.74	81%
	2022-23	25	0	0%
Diagnostics	2021-22	36	36	100%
	2022-23	50	16.52	33%
	2023-24	0	0	-

All amounts in Rs. Lakhs

Major activities in the month

--

Malappuram

June 2025

# ULBs	Wards	Wards covered by NUHM	% urban wards covered by NUHM
12	479	199	41.5%
Population	Urban population	Population covered by NUHM	% urban population covered by NUHM
4,112,920	2,233,316	389,381	17.4%

ULBs: Urban local bodies

Health Institutions

Type	Sanctioned	Operational	% operational
UHC	0	0	-
UPHC	14	14	100%
UHC	42	38	90.5%

UHC: Urban Community Health Centre; UPHC: Urban Primary Health Centre; UHC: Urban Health & Wellness Centre

Urban Polyclinics (XV FC)

Sanctioned	Operational	% operational
14	13	92.9%

Criteria for operational status: At least two specialty OPs every week

Outpatient care *[Data Source- AAM Portal]*

Type	Total OP (24-25)	Total OP (month)	Total OP (Cumulative)	Specialist OP (month)	Specialist OP (cumulative)	Avg. OP/day/facility
UPHC/UHC	386889	32217	32217	6191	17939	78
UHC	601602	58268	58268	-	-	64

Lab diagnostics *[Data Source- AAM HMIS Portal]*

Type	Lab tests(24-25)	Lab tests(month)	Lab tests (Cumulative)	Average tests/day/facility
UPHC/UHC	988491	38488	79353	86
UHC	153626	25353	62080	27

Screening for diseases *[Data Source- District Level Report]*

Disease	Target	Achievement (24-25)	Achievement (month)	Cumulative achievement	%
Diabetes	144071	123194	21294	39281	31.89%
Hypertension	144071	298862	11427	13673	4.58%
Oral cancer	144071	125787	6098	7521	5.98%
Breast cancer	72035	68957	4875	6609	9.58%
Cervical cancer	14407	10809	179	478	4.42%

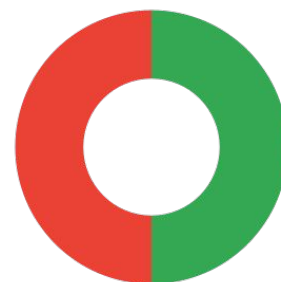
Community processes [Data Source- AAM HMIS Portal]

Activity	Target	Achievement (24-25)	Achievement (month)	%
UHND	199	2091	179	8.6%
MAS meeting	180	148	151	102%
JAS meeting	52	12	2	16.7%

National Quality Assurance Standards

# UPHCs	National accredited 2024-25	State accredited	National accredited
14	1	1	6

NQAS



● Certified: 50% ● Pending: 50%

Finance (NUHM)

ROP approval	Expenditure	% Expenditure
1783.05	275.29	15.44%

Finance (XV FC)

Activity	Year	Approval	Expenditure	%
Urban polyclinic	2021-22	130	69.95	54%
	2022-23	10	0	0%
Opex of UPHC	2021-22	40.46	36.86	91%
	2022-23	70	4.8	7%
Diagnostics	2021-22	100.8	100.78	100%
	2022-23	99.9	47	47%
	2023-24	0	0	-

All amounts in Rs. Lakhs

Major activities in the month

# ULBs	Wards	Wards covered by NUHM	% urban wards covered by NUHM
8	340	66	19.4%
Population	Urban population	Population covered by NUHM	% urban population covered by NUHM
3,086,293	1,675,857	293,709	17.5%

ULBs: Urban local bodies

Health Institutions

Type	Sanctioned	Operational	% operational
UHC	0	0	-
UPHC	12	12	100%
UHC	42	39	92.9%

UHC: Urban Community Health Centre; UPHC: Urban Primary Health Centre; UHC: Urban Health & Wellness Centre

Urban Polyclinics (XV FC)

Sanctioned	Operational	% operational
12	11	91.7%

Criteria for operational status: At least two specialty OPs every week

Outpatient care *[Data Source- AAM Portal]*

Type	Total OP (24-25)	Total OP (month)	Total OP (Cumulative)	Specialist OP (month)	Specialist OP (cumulative)	Avg. OP/day/facility
UPHC/UHC	341596	24862	24862	2827	7265	61
UHC	417124	46122	46122	-	-	50

Lab diagnostics *[Data Source- AAM HMIS Portal]*

Type	Lab tests(24-25)	Lab tests(month)	Lab tests (Cumulative)	Average tests/day/facility
UPHC/UHC	758720	27526	54226	62
UHC	245013	34306	90936	36

Screening for diseases *[Data Source- District Level Report]*

Disease	Target	Achievement (24-25)	Achievement (month)	Cumulative achievement	%
Diabetes	108672	136958	18540	25219	18.41%
Hypertension	108672	362852	450	1344	0.37%
Oral cancer	108672	17435	268	1402	8.04%
Breast cancer	54336	6234	63	546	8.76%
Cervical cancer	10867	444	67	195	43.92%

Community processes [Data Source- AAM HMIS Portal]

Activity	Target	Achievement (24-25)	Achievement (month)	%
UHND	66	846	67	7.9%
MAS meeting	174	168	147	87.5%
JAS meeting	48	66	5	7.6%

National Quality Assurance Standards

# UPHCs	National accredited 2024-25	State accredited	National accredited
12	0	0	4

NQAS



● Certified: 33% ● Pending: 67%

Finance (NUHM)

ROP approval	Expenditure	% Expenditure
1644.95	242.39	14.74%

Finance (XV FC)

Activity	Year	Approval	Expenditure	%
Urban polyclinic	2021-22	110	29.68	27%
	2022-23	10	0	0%
Opex of UPHC	2021-22	34.68	30.83	89%
	2022-23	60	0.25	0%
Diagnostics	2021-22	86.4	86.4	100%
	2022-23	86.4	31.98	37%
	2023-24	0	0	-
All amounts in Rs. Lakhs				

Major activities in the month

Wayanad

June 2025

# ULBs	Wards	Wards covered by NUHM	% urban wards covered by NUHM
3	99	18	18.2%
Population	Urban population	Population covered by NUHM	% urban population covered by NUHM
817,420	443,859	26,341	5.9%

ULBs: Urban local bodies

Health Institutions

Type	Sanctioned	Operational	% operational
UHC	0	0	-
UPHC	2	2	100%
UHCW	8	8	100%

UHC: Urban Community Health Centre; UPHC: Urban Primary Health Centre; UHCW: Urban Health & Wellness Centre

Urban Polyclinics (XV FC)

Sanctioned	Operational	% operational
2	1	50%

Criteria for operational status: At least two specialty OPs every week

Outpatient care *[Data Source- AAM Portal]*

Type	Total OP (24-25)	Total OP (month)	Total OP (Cumulative)	Specialist OP (month)	Specialist OP (cumulative)	Avg. OP/day/facility
UPHC/UHC	59764	3900	3900	158	511	10
UHCW	103531	9736	9736	-	-	51

Lab diagnostics *[Data Source- AAM HMIS Portal]*

Type	Lab tests(24-25)	Lab tests(month)	Lab tests (Cumulative)	Average tests/day/facility
UPHC/UHC	163295	4384	12052	10
UHCW	48092	7018	16309	36

Screening for diseases *[Data Source- District Level Report]*

Disease	Target	Achievement (24-25)	Achievement (month)	Cumulative achievement	%
Diabetes	9746	17567	2884	9733	55.41%
Hypertension	9746	71705	806	1915	2.67%
Oral cancer	9746	1598	385	1318	82.48%
Breast cancer	4873	2107	403	1880	89.23%
Cervical cancer	975	1377	19	46	3.34%

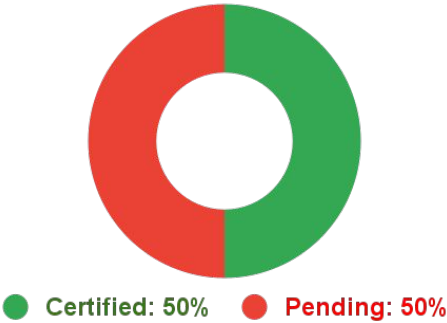
Community processes [Data Source- AAM HMIS Portal]

Activity	Target	Achievement (24-25)	Achievement (month)	%
UHND	18	204	19	9.3%
MAS meeting	30	24	24	100%
JAS meeting	10	27	0	0%

National Quality Assurance Standards

# UPHCs	National accredited 2024-25	State accredited	National accredited
2	0	0	1

NQAS



Finance (NUHM)

ROP approval	Expenditure	% Expenditure
366.60	61.94	16.90%

Finance (XV FC)

Activity	Year	Approval	Expenditure	%
Urban polyclinic	2021-22	10	5.56	56%
	2022-23	10	0	0%
Opex of UPHC	2021-22	5.78	5.78	100%
	2022-23	10	0	0%
Diagnostics	2021-22	14.4	14.39	100%
	2022-23	19	17.79	94%
	2023-24	0	0	-
All amounts in Rs. Lakhs				

Major activities in the month

--

Kannur

June 2025

# ULBs	Wards	Wards covered by NUHM	% urban wards covered by NUHM
10	378	86	22.8%
Population	Urban population	Population covered by NUHM	% urban population covered by NUHM
2,523,003	1,369,991	176,239	12.9%

ULBs: Urban local bodies

Health Institutions

Type	Sanctioned	Operational	% operational
UHC	0	0	-
UPHC	8	8	100%
UHC	28	21	75%

UHC: Urban Community Health Centre; UPHC: Urban Primary Health Centre; UHC: Urban Health & Wellness Centre

Urban Polyclinics (XV FC)

Sanctioned	Operational	% operational
8	6	75%

Criteria for operational status: At least two specialty OPs every week

Outpatient care *[Data Source- AAM Portal]*

Type	Total OP (24-25)	Total OP (month)	Total OP (Cumulative)	Specialist OP (month)	Specialist OP (cumulative)	Avg. OP/day/facility
UPHC/UHC	193896	16209	16209	1888	6169	40
UHC	168203	18194	18194	-	-	37

Lab diagnostics *[Data Source- AAM HMIS Portal]*

Type	Lab tests(24-25)	Lab tests(month)	Lab tests (Cumulative)	Average tests/day/facility
UPHC/UHC	362099	14214	31730	32
UHC	81110	8760	23372	17

Screening for diseases *[Data Source- District Level Report]*

Disease	Target	Achievement (24-25)	Achievement (month)	Cumulative achievement	%
Diabetes	65208	30219	6755	16373	54.18%
Hypertension	65208	145261	1224	1316	0.91%
Oral cancer	65208	13586	205	270	1.99%
Breast cancer	32604	2474	44	96	3.88%
Cervical cancer	6521	1807	33	178	9.85%

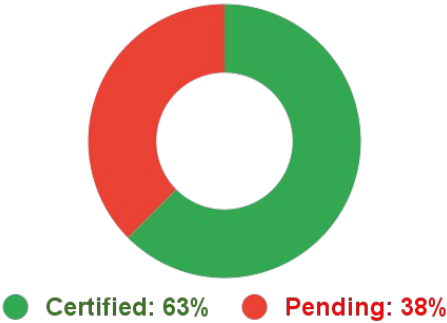
Community processes [Data Source- AAM HMIS Portal]

Activity	Target	Achievement (24-25)	Achievement (month)	%
UHND	86	768	33	4.3%
MAS meeting	120	91	0	0%
JAS meeting	28	6	1	16.7%

National Quality Assurance Standards

# UPHCs	National accredited 2024-25	State accredited	National accredited
8	0	0	5

NQAS



Finance (NUHM)

ROP approval	Expenditure	% Expenditure
1148.82	79.76	6.94%

Finance (XV FC)

Activity	Year	Approval	Expenditure	%
Urban polyclinic	2021-22	60	11.94	20%
	2022-23	20	0	0%
Opex of UPHC	2021-22	23.12	18.86	82%
	2022-23	40	0	0%
Diagnostics	2021-22	57.6	36.99	64%
	2022-23	24.8	5.6	23%
	2023-24	0	0	-

All amounts in Rs. Lakhs

Major activities in the month

--

Kasaragod

June 2025

# ULBs	Wards	Wards covered by NUHM	% urban wards covered by NUHM
3	113	51	45.1%
Population	Urban population	Population covered by NUHM	% urban population covered by NUHM
1,307,375	709,905	74,817	10.5%

ULBs: Urban local bodies

Health Institutions

Type	Sanctioned	Operational	% operational
UHC	0	0	-
UPHC	3	3	100%
UHC	9	9	100%

UHC: Urban Community Health Centre; UPHC: Urban Primary Health Centre; UHC: Urban Health & Wellness Centre

Urban Polyclinics (XV FC)

Sanctioned	Operational	% operational
3	3	100%

Criteria for operational status: At least two specialty OPs every week

Outpatient care *[Data Source- AAM Portal]*

Type	Total OP (24-25)	Total OP (month)	Total OP (Cumulative)	Specialist OP (month)	Specialist OP (cumulative)	Avg. OP/day/facility
UPHC/UHC	59311	4800	4800	2649	6793	12
UHC	69978	7344	7344	-	-	34

Lab diagnostics *[Data Source- AAM HMIS Portal]*

Type	Lab tests(24-25)	Lab tests(month)	Lab tests (Cumulative)	Average tests/day/facility
UPHC/UHC	129289	6341	15622	15
UHC	22560	3664	8385	17

Screening for diseases *[Data Source- District Level Report]*

Disease	Target	Achievement (24-25)	Achievement (month)	Cumulative achievement	%
Diabetes	27682	11500	2505	7087	61.63%
Hypertension	27682	42403	18	137	0.32%
Oral cancer	27682	189	53	207	109.52%
Breast cancer	13841	430	21	255	59.30%
Cervical cancer	2768	176	9	75	42.61%

Community processes [Data Source- AAM HMIS Portal]

Activity	Target	Achievement (24-25)	Achievement (month)	%
UHND	51	399	9	2.3%
MAS meeting	49	46	46	100%
JAS meeting	12	15	3	20%

National Quality Assurance Standards

# UPHCs	National accredited 2024-25	State accredited	National accredited
3	0	0	1

NQAS



● Certified: 33% ● Pending: 67%

Finance (NUHM)

ROP approval	Expenditure	% Expenditure
517.98	69.49	13.42%

Finance (XV FC)

Activity	Year	Approval	Expenditure	%
Urban polyclinic	2021-22	30	4.50	15%
	2022-23	0	0	-
Opex of UPHC	2021-22	8.67	6.92	80%
	2022-23	15	0	0%
Diagnostics	2021-22	21.6	16.43	76%
	2022-23	25.09	0.24	1%
	2023-24	0	0	-

All amounts in Rs. Lakhs

Major activities in the month

--