

# ULBs	Wards	Wards covered by NUHM	% urban wards covered by NUHM
93	3525	1027	29.1%
Population	Urban population	Population covered by NUHM	% urban population covered by NUHM
7,601,320	4,127,517	3,255,368	78.9%

ULBs: Urban local bodies

Health Institutions

Type	Sanctioned	Operational	% operational
UHC	2	2	100%
UPHC	102	102	100%
UHCW	380	352	92.6%

UHC: Urban Community Health Centre; UPHC: Urban Primary Health Centre; UHCW: Urban Health & Wellness Centre

Urban Polyclinics (XV FC)

Sanctioned	Operational	% operational
102	102	100%

Criteria for operational status: At least two specialty OPs every week

Outpatient care *[Data Source- AAM Portal]*

Type	Total OP (24-25)	Total OP (month)	Total OP (Cumulative)	Specialist OP (month)	Specialist OP (cumulative)	Avg. OP/day/facility
UPHC/UHC	2794709	256044	1930889	41740	280872	93
UHCW	2716124	326587	326587	-	-	39

Lab diagnostics *[Data Source- AAM HMIS Portal]*

Type	Lab tests(24-25)	Lab tests(month)	Lab tests (Cumulative)	Average tests/day/facility
UPHC/UHC	5510833	248860	534732	98
UHCW	960397	181578	368170	26

Screening for diseases *[Data Source- District Level Report]*

Disease	Achievement (24-25)	Target	Achievement (month)	Cumulative achievement	%
Diabetes	889383	1204490	123722	816156	67.76%
Hypertension	2299546	1204490	163260	982988	81.61%
Oral cancer	322975	1204490	38377	207262	17.21%
Breast cancer	199231	602250	25409	145173	24.11%
Cervical cancer	78870	120450	17388	105349	87.46%

Community processes [Data Source- AAM HMIS Portal]

Activity	Target	Achievement (24-25)	Achievement (month)	%
UHND	1027	11340	991	8.7%
MAS meeting	1510	1375	1197	87.1%
JAS meeting	392	381	164	43%

National Quality Assurance Standards

# UPHCs	National accredited 2024-25	State accredited	National accredited
102	42	0	46

NQAS



● Certified: 45% ● Pending: 55%

Finance (NUHM)

ROP approval	Expenditure	% Expenditure
15782.81	6585.37	41.72%

Finance (XV FC)

Activity	Year	Approval	Expenditure	%
Urban polyclinic	2021-22	930	410.53	44%
	2022-23	110	0	0%
Opex of UPHC	2021-22	294.78	289.03	98%
	2022-23	510	89.34	18%
Diagnostics	2021-22	734.4	732.98	100%
	2022-23	755.01	396.92	53%
	2023-24	596.04	0	0%

All amounts in Rs. Lakhs

Major activities in the month

• CRM Review • Training imparted to the UPHC and U-HWC staff Nurses on “Communicable Diseases”. Training imparted to the UPHC and UCHC medical officers, staff nurses and public health nurses on the implementation of child health related programmes through UPHCs and UCHCs

# ULBs	Wards	Wards covered by NUHM	% urban wards covered by NUHM
5	247	108	43.7%
Population	Urban population	Population covered by NUHM	% urban population covered by NUHM
1,175,261	638,167	533,227	83.6%

ULBs: Urban local bodies

Health Institutions

Type	Sanctioned	Operational	% operational
UCHC	1	1	100%
UPHC	18	18	100%
UHCW	58	43	74.1%

UCHC: Urban Community Health Centre; UPHC: Urban Primary Health Centre; UHCW: Urban Health & Wellness Centre

Urban Polyclinics (XV FC)

Sanctioned	Operational	% operational
18	18	100%

Criteria for operational status: At least two specialty OPs every week

Outpatient care [Data Source- AAM Portal]

Type	Total OP (24-25)	Total OP (month)	Total OP (Cumulative)	Specialist OP (month)	Specialist OP (cumulative)	Avg. OP/day/facility
UPHC/UCHC	525222	42400	337976	2192	17588	88
UHCW	178460	23437	23437	-	-	24

Lab diagnostics [Data Source- AAM HMIS Portal]

Type	Lab tests(24-25)	Lab tests(month)	Lab tests (Cumulative)	Average tests/day/facility
UPHC/UCHC	703682	38724	76794	86
UHCW	48200	8415	16606	9

Screening for diseases [Data Source- District Level Report]

Disease	Achievement (24-25)	Target	Achievement (month)	Cumulative achievement	%
Diabetes	102941	197300	14921	99480	50.42%
Hypertension	315122	197300	22972	136708	69.29%
Oral cancer	31933	197300	1598	12073	6.12%
Breast cancer	20327	98650	1090	9224	9.35%
Cervical cancer	2132	19730	276	3584	18.17%

Community processes [Data Source- AAM HMIS Portal]

Activity	Target	Achievement (24-25)	Achievement (month)	%
UHND	108	1518	133	8.8%
MAS meeting	264	252	85	33.7%
JAS meeting	45	23	1	4.3%

National Quality Assurance Standards

# UPHCs	National accredited 2024-25	State accredited	National accredited
18	42	0	2

NQAS



● Certified: 11% ● Pending: 89%

Finance (NUHM)

ROP approval	Expenditure	% Expenditure
2445.93	891.55	36.45%

Finance (XV FC)

Activity	Year	Approval	Expenditure	%
Urban polyclinic	2021-22	170	57.99	34%
	2022-23	20	0	0%
Opex of UPHC	2021-22	52.02	51.88	100%
	2022-23	90	19.78	22%
Diagnostics	2021-22	129.6	129.59	100%
	2022-23	141.9	18.13	13%
	2023-24	0	0	-

All amounts in Rs. Lakhs

Major activities in the month

· Desk Review on: 10/11/2025 and District NUHM Review on: 29/11/2025 · New U-HWCs operationalised.

# ULBs	Wards	Wards covered by NUHM	% urban wards covered by NUHM
5	186	50	26.9%
Population	Urban population	Population covered by NUHM	% urban population covered by NUHM
551,548	299,491	184,434	61.6%

ULBs: Urban local bodies

Health Institutions

Type	Sanctioned	Operational	% operational
UHC	0	0	-
UPHC	5	5	100%
UHC	19	19	100%

UHC: Urban Community Health Centre; UPHC: Urban Primary Health Centre; UHC: Urban Health & Wellness Centre

Urban Polyclinics (XV FC)

Sanctioned	Operational	% operational
5	5	100%

Criteria for operational status: At least two specialty OPs every week

Outpatient care *[Data Source- AAM Portal]*

Type	Total OP (24-25)	Total OP (month)	Total OP (Cumulative)	Specialist OP (month)	Specialist OP (cumulative)	Avg. OP/day/facility
UPHC/UHC	148903	11574	92082	1823	15064	86
UHC	158286	21237	21237	-	-	45

Lab diagnostics *[Data Source- AAM HMIS Portal]*

Type	Lab tests(24-25)	Lab tests(month)	Lab tests (Cumulative)	Average tests/day/facility
UPHC/UHC	307189	11389	25919	91
UHC	41982	14303	28021	30

Screening for diseases *[Data Source- District Level Report]*

Disease	Achievement (24-25)	Target	Achievement (month)	Cumulative achievement	%
Diabetes	89931	68250	8582	43727	64.07%
Hypertension	182866	68250	8884	49355	72.32%
Oral cancer	22879	68250	2831	21531	31.55%
Breast cancer	16398	34130	2435	18232	53.42%
Cervical cancer	3499	6830	435	5061	74.10%

Community processes *[Data Source- AAM HMIS Portal]*

Activity	Target	Achievement (24-25)	Achievement (month)	%
UHND	50	597	50	8.4%
MAS meeting	75	70	74	105.7%
JAS meeting	21	5	3	60%

National Quality Assurance Standards

# UPHCs	National accredited 2024-25	State accredited	National accredited
5	42	0	4

NQAS



● Certified: 80% ● Pending: 20%

Finance (NUHM)

ROP approval	Expenditure	% Expenditure
819.22	363.44	44.36%

Finance (XV FC)

Activity	Year	Approval	Expenditure	%
Urban polyclinic	2021-22	40	18.83	47%
	2022-23	10	0	0%
Opex of UPHC	2021-22	14.45	14.44	100%
	2022-23	25	5.99	24%
Diagnostics	2021-22	36	35.97	100%
	2022-23	52.61	36.93	70%
	2023-24	0	0	-

All amounts in Rs. Lakhs

Major activities in the month

· Desk Review on: 11/11/2025 and District NUHM Review on:17/11/2025

# ULBs	Wards	Wards covered by NUHM	% urban wards covered by NUHM
4	131	37	28.2%
Population	Urban population	Population covered by NUHM	% urban population covered by NUHM
161,186	87,524	47,046	53.8%

ULBs: Urban local bodies

Health Institutions			
Type	Sanctioned	Operational	% operational
UCHC	0	0	-
UPHC	2	2	100%
UHCW	10	8	80%
UCHC: Urban Community Health Centre; UPHC: Urban Primary Health Centre; UHCW: Urban Health & Wellness Centre			

Urban Polyclinics (XV FC)		
Sanctioned	Operational	% operational
2	2	100%
Criteria for operational status: At least two specialty OPs every week		

Outpatient care [Data Source- AAM Portal]

Type	Total OP (24-25)	Total OP (month)	Total OP (Cumulative)	Specialist OP (month)	Specialist OP (cumulative)	Avg. OP/day/facility
UPHC/UCHC	67274	6125	50465	363	2048	113
UHCW	73230	6142	6142	-	-	31

Lab diagnostics [Data Source- AAM HMIS Portal]

Type	Lab tests(24-25)	Lab tests(month)	Lab tests (Cumulative)	Average tests/day/facility
UPHC/UCHC	140504	3224	8945	64
UHCW	41837	3460	7425	17

Screening for diseases [Data Source- District Level Report]

Disease	Achievement (24-25)	Target	Achievement (month)	Cumulative achievement	%
Diabetes	11766	17410	1122	9371	53.83%
Hypertension	56082	17410	2575	10743	61.71%
Oral cancer	2402	17410	374	2671	15.34%
Breast cancer	2783	8710	288	2320	26.64%
Cervical cancer	909	1750	242	1786	102.06%

Community processes [Data Source- AAM HMIS Portal]

Activity	Target	Achievement (24-25)	Achievement (month)	%
UHND	37	407	22	5.4%
MAS meeting	41	39	39	100%
JAS meeting	9	11	6	54.5%

National Quality Assurance Standards

# UPHCs	National accredited 2024-25	State accredited	National accredited
2	42	0	2

NQAS



● Certified: 100%

Finance (NUHM)

ROP approval	Expenditure	% Expenditure
494.28	162.62	32.90%

Finance (XV FC)

Activity	Year	Approval	Expenditure	%
Urban polyclinic	2021-22	20	14.34	72%
	2022-23	0	0	-
Opex of UPHC	2021-22	5.78	5.77	100%
	2022-23	10	0	0%
Diagnostics	2021-22	14.4	14.4	100%
	2022-23	20	10	50%
	2023-24	0	0	-

All amounts in Rs. Lakhs

Major activities in the month

- Desk Review on: 21/11/2025 and District NUHM Review on: 10/11/2025
- NQAS training for UPHC staff
- DDMS training for UPHC & UHWC Pharmacist

# ULBs	Wards	Wards covered by NUHM	% urban wards covered by NUHM
6	215	102	47.4%
Population	Urban population	Population covered by NUHM	% urban population covered by NUHM
369,359	200,562	243,575	121.4%

ULBs: Urban local bodies

Health Institutions

Type	Sanctioned	Operational	% operational
UCHC	0	0	-
UPHC	6	6	100%
UHCW	24	24	100%

UCHC: Urban Community Health Centre; UPHC: Urban Primary Health Centre; UHCW: Urban Health & Wellness Centre

Urban Polyclinics (XV FC)

Sanctioned	Operational	% operational
6	6	100%

Criteria for operational status: At least two specialty OPs every week

Outpatient care *[Data Source- AAM Portal]*

Type	Total OP (24-25)	Total OP (month)	Total OP (Cumulative)	Specialist OP (month)	Specialist OP (cumulative)	Avg. OP/day/facility
UPHC/UCHC	166106	13667	109712	3870	20942	85
UHCW	132506	20857	20857	-	-	35

Lab diagnostics *[Data Source- AAM HMIS Portal]*

Type	Lab tests(24-25)	Lab tests(month)	Lab tests (Cumulative)	Average tests/day/facility
UPHC/UCHC	298612	19530	38891	130
UHCW	21988	12666	26749	21

Screening for diseases *[Data Source- District Level Report]*

Disease	Achievement (24-25)	Target	Achievement (month)	Cumulative achievement	%
Diabetes	45519	90130	6437	48051	53.31%
Hypertension	101542	90130	7317	54476	60.44%
Oral cancer	53444	90130	3591	33365	37.02%
Breast cancer	39494	45070	2553	23542	52.23%
Cervical cancer	36491	9020	2545	23379	259.19%

Community processes [Data Source- AAM HMIS Portal]

Activity	Target	Achievement (24-25)	Achievement (month)	%
UHND	102	1220	93	7.6%
MAS meeting	109	103	99	96.1%
JAS meeting	26	25	28	112%

National Quality Assurance Standards

# UPHCs	National accredited 2024-25	State accredited	National accredited
6	42	0	2

NQAS



● Certified: 33% ● Pending: 67%

Finance (NUHM)

ROP approval	Expenditure	% Expenditure
927.41	417.73	45.04%

Finance (XV FC)

Activity	Year	Approval	Expenditure	%
Urban polyclinic	2021-22	40	9.38	23%
	2022-23	20	0	0%
Opex of UPHC	2021-22	17.34	17.34	100%
	2022-23	30	11.7	39%
Diagnostics	2021-22	43.2	43.2	100%
	2022-23	93.4	66.4	71%
	2023-24	0	0	-

All amounts in Rs. Lakhs

Major activities in the month

# ULBs	Wards	Wards covered by NUHM	% urban wards covered by NUHM
6	204	54	26.5%
Population	Urban population	Population covered by NUHM	% urban population covered by NUHM
306,800	166,592	114,274	68.6%

ULBs: Urban local bodies

Health Institutions			
Type	Sanctioned	Operational	% operational
UCHC	0	0	-
UPHC	3	3	100%
UHCW	17	17	100%
UCHC: Urban Community Health Centre; UPHC: Urban Primary Health Centre; UHCW: Urban Health & Wellness Centre			

Urban Polyclinics (XV FC)		
Sanctioned	Operational	% operational
3	3	100%
Criteria for operational status: At least two specialty OPs every week		

Outpatient care [Data Source- AAM Portal]

Type	Total OP (24-25)	Total OP (month)	Total OP (Cumulative)	Specialist OP (month)	Specialist OP (cumulative)	Avg. OP/day/facility
UPHC/UCHC	92467	7690	57874	825	7219	92
UHCW	110582	19317	19317	-	-	45

Lab diagnostics [Data Source- AAM HMIS Portal]

Type	Lab tests(24-25)	Lab tests(month)	Lab tests (Cumulative)	Average tests/day/facility
UPHC/UCHC	203049	11098	22628	148
UHCW	36955	11764	24657	28

Screening for diseases [Data Source- District Level Report]

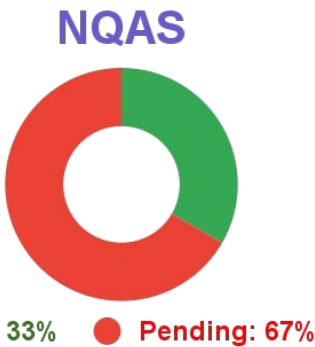
Disease	Achievement (24-25)	Target	Achievement (month)	Cumulative achievement	%
Diabetes	81904	42290	2485	16627	39.32%
Hypertension	103519	42290	3186	18122	42.85%
Oral cancer	20456	42290	281	2388	5.65%
Breast cancer	14494	21150	208	1834	8.67%
Cervical cancer	5961	4230	208	1880	44.44%

Community processes [Data Source- AAM HMIS Portal]

Activity	Target	Achievement (24-25)	Achievement (month)	%
UHND	54	648	54	8.3%
MAS meeting	45	42	45	107.1%
JAS meeting	18	6	18	300%

National Quality Assurance Standards

# UPHCs	National accredited 2024-25	State accredited	National accredited
3	42	0	1



Finance (NUHM)

ROP approval	Expenditure	% Expenditure
685.07	301.35	43.99%

Finance (XV FC)

Activity	Year	Approval	Expenditure	%
Urban polyclinic	2021-22	30	17.24	57%
	2022-23	0	0	-
Opex of UPHC	2021-22	8.67	8.67	100%
	2022-23	15	0.74	5%
Diagnostics	2021-22	21.6	21.6	100%
	2022-23	30	13.67	46%
	2023-24	0	0	-
All amounts in Rs. Lakhs				

Major activities in the month

- Desk Review on: 10/11/2025 and District NUHM Review on: 28/11/2025 · Urban PHCs and Urban HWCs underwent an informed inspection as part of the Common Review Mission.
- NQAS Training for UPHC staffs

# ULBs	Wards	Wards covered by NUHM	% urban wards covered by NUHM
2	69	27	39.1%
Population	Urban population	Population covered by NUHM	% urban population covered by NUHM
94,591	51,363	54,722	106.5%

ULBs: Urban local bodies

Health Institutions			
Type	Sanctioned	Operational	% operational
UCHC	0	0	-
UPHC	2	2	100%
UHCW	6	5	83.3%
UCHC: Urban Community Health Centre; UPHC: Urban Primary Health Centre; UHCW: Urban Health & Wellness Centre			

Urban Polyclinics (XV FC)		
Sanctioned	Operational	% operational
2	2	100%
Criteria for operational status: At least two specialty OPs every week		

Outpatient care [Data Source- AAM Portal]

Type	Total OP (24-25)	Total OP (month)	Total OP (Cumulative)	Specialist OP (month)	Specialist OP (cumulative)	Avg. OP/day/facility
UPHC/UCHC	39755	4486	29589	843	2447	83
UHCW	28966	5674	5674	-	-	45

Lab diagnostics [Data Source- AAM HMIS Portal]

Type	Lab tests(24-25)	Lab tests(month)	Lab tests (Cumulative)	Average tests/day/facility
UPHC/UCHC	68721	4769	9039	95
UHCW	13121	3710	6687	30

Screening for diseases [Data Source- District Level Report]

Disease	Achievement (24-25)	Target	Achievement (month)	Cumulative achievement	%
Diabetes	14460	20250	1772	15664	77.35%
Hypertension	29432	20250	3760	18928	93.47%
Oral cancer	1414	20250	189	387	1.91%
Breast cancer	1631	10130	61	310	3.06%
Cervical cancer	1153	2030	9	69	3.40%

Community processes *[Data Source- AAM HMIS Portal]*

Activity	Target	Achievement (24-25)	Achievement (month)	%
UHND	27	330	34	10.3%
MAS meeting	32	30	30	100%
JAS meeting	5	4	0	0%

National Quality Assurance Standards

# UPHCs	National accredited 2024-25	State accredited	National accredited
2	42	0	1

NQAS



● Certified: 50% ● Pending: 50%

Finance (NUHM)

ROP approval	Expenditure	% Expenditure
386.45	210.71	54.52%

Finance (XV FC)

Activity	Year	Approval	Expenditure	%
Urban polyclinic	2021-22	20	14.63	73%
	2022-23	0	0	-
Opex of UPHC	2021-22	5.78	5.78	100%
	2022-23	10	3.41	34%
Diagnostics	2021-22	14.4	14.4	100%
	2022-23	15.91	21.46	135%
	2023-24	0	0	-

All amounts in Rs. Lakhs

Major activities in the month

· Desk Review on: 17/11/2025 and District NUHM Review on: 17/11/2025

# ULBs	Wards	Wards covered by NUHM	% urban wards covered by NUHM
14	495	139	28.1%
Population	Urban population	Population covered by NUHM	% urban population covered by NUHM
1,153,601	626,405	899,317	143.6%

ULBs: Urban local bodies

Health Institutions

Type	Sanctioned	Operational	% operational
UHC	1	1	100%
UPHC	15	15	100%
UHC	67	62	92.5%

UHC: Urban Community Health Centre; UPHC: Urban Primary Health Centre; UHC: Urban Health & Wellness Centre

Urban Polyclinics (XV FC)

Sanctioned	Operational	% operational
15	15	100%

Criteria for operational status: At least two specialty OPs every week

Outpatient care *[Data Source- AAM Portal]*

Type	Total OP (24-25)	Total OP (month)	Total OP (Cumulative)	Specialist OP (month)	Specialist OP (cumulative)	Avg. OP/day/facility
UPHC/UHC	391980	36070	265486	5195	35071	88
UHC	296277	38184	38184	-	-	28

Lab diagnostics *[Data Source- AAM HMIS Portal]*

Type	Lab tests(24-25)	Lab tests(month)	Lab tests (Cumulative)	Average tests/day/facility
UPHC/UHC	688257	44922	92976	120
UHC	122923	18037	36914	13

Screening for diseases *[Data Source- District Level Report]*

Disease	Achievement (24-25)	Target	Achievement (month)	Cumulative achievement	%
Diabetes	124732	332750	20460	136957	41.16%
Hypertension	282811	332750	27210	158558	47.65%
Oral cancer	12555	332750	6810	21797	6.55%
Breast cancer	11705	166380	4547	18683	11.23%
Cervical cancer	6615	33280	4112	16074	48.30%

Community processes [Data Source- AAM HMIS Portal]

Activity	Target	Achievement (24-25)	Achievement (month)	%
UHND	139	1320	141	10.7%
MAS meeting	186	172	175	101.7%
JAS meeting	63	19	8	42.1%

National Quality Assurance Standards

# UPHCs	National accredited 2024-25	State accredited	National accredited
15	42	0	6

NQAS



● Certified: 40% ● Pending: 60%

Finance (NUHM)

ROP approval	Expenditure	% Expenditure
2480.77	1053.52	42.47%

Finance (XV FC)

Activity	Year	Approval	Expenditure	%
Urban polyclinic	2021-22	150	67.49	45%
	2022-23	10	0	0%
Opex of UPHC	2021-22	43.35	43.60	101%
	2022-23	75	12.96	17%
Diagnostics	2021-22	108	108	100%
	2022-23	90	71.82	80%
	2023-24	0	0	-

All amounts in Rs. Lakhs

Major activities in the month

· Desk Review on: 3/11/2025 and District NUHM Review on: 22/11/2025 · New U-HWCs operationalised.

# ULBs	Wards	Wards covered by NUHM	% urban wards covered by NUHM
8	329	33	10%
Population	Urban population	Population covered by NUHM	% urban population covered by NUHM
723,780	393,013	80,776	20.6%

ULBs: Urban local bodies

Health Institutions

Type	Sanctioned	Operational	% operational
UHC	0	0	-
UPHC	7	7	100%
UHC	27	27	100%

UHC: Urban Community Health Centre; UPHC: Urban Primary Health Centre; UHC: Urban Health & Wellness Centre

Urban Polyclinics (XV FC)

Sanctioned	Operational	% operational
7	7	100%

Criteria for operational status: At least two specialty OPs every week

Outpatient care *[Data Source- AAM Portal]*

Type	Total OP (24-25)	Total OP (month)	Total OP (Cumulative)	Specialist OP (month)	Specialist OP (cumulative)	Avg. OP/day/facility
UPHC/UHC	196090	21532	157372	4912	26138	118
UHC	177893	25813	25813	-	-	38

Lab diagnostics *[Data Source- AAM HMIS Portal]*

Type	Lab tests(24-25)	Lab tests(month)	Lab tests (Cumulative)	Average tests/day/facility
UPHC/UHC	373983	22154	46106	127
UHC	24484	11913	23184	18

Screening for diseases *[Data Source- District Level Report]*

Disease	Achievement (24-25)	Target	Achievement (month)	Cumulative achievement	%
Diabetes	55224	29890	13782	75599	252.92%
Hypertension	153120	29890	17770	92755	310.32%
Oral cancer	2220	29890	1680	4811	16.10%
Breast cancer	2521	14950	1557	3969	26.55%
Cervical cancer	956	2990	1370	3343	111.81%

Community processes [Data Source- AAM HMIS Portal]

Activity	Target	Achievement (24-25)	Achievement (month)	%
UHND	33	367	32	8.7%
MAS meeting	130	120	130	108.3%
JAS meeting	32	23	28	121.7%

National Quality Assurance Standards

# UPHCs	National accredited 2024-25	State accredited	National accredited
7	42	0	7

NQAS



● Certified: 100%

Finance (NUHM)

ROP approval	Expenditure	% Expenditure
1144.57	517.13	45.18%

Finance (XV FC)

Activity	Year	Approval	Expenditure	%
Urban polyclinic	2021-22	70	23.71	34%
	2022-23	0	0	-
Opex of UPHC	2021-22	20.23	20.02	99%
	2022-23	35	9.94	28%
Diagnostics	2021-22	50.4	50.4	100%
	2022-23	6	7.13	119%
	2023-24	0	0	-

All amounts in Rs. Lakhs

Major activities in the month

· Desk Review on: 22/11/2025 and District NUHM Review on: 24/11/2025

# ULBs	Wards	Wards covered by NUHM	% urban wards covered by NUHM
7	240	57	23.8%
Population	Urban population	Population covered by NUHM	% urban population covered by NUHM
360,867	195,951	137,510	70.2%

ULBs: Urban local bodies

Health Institutions

Type	Sanctioned	Operational	% operational
UHC	0	0	-
UPHC	5	5	100%
UHC	23	21	91.3%

UHC: Urban Community Health Centre; UPHC: Urban Primary Health Centre; UHC: Urban Health & Wellness Centre

Urban Polyclinics (XV FC)

Sanctioned	Operational	% operational
5	5	100%

Criteria for operational status: At least two specialty OPs every week

Outpatient care *[Data Source- AAM Portal]*

Type	Total OP (24-25)	Total OP (month)	Total OP (Cumulative)	Specialist OP (month)	Specialist OP (cumulative)	Avg. OP/day/facility
UPHC/UHC	125456	13602	109268	4338	28366	108
UHC	199486	22244	22244	-	-	42

Lab diagnostics *[Data Source- AAM HMIS Portal]*

Type	Lab tests(24-25)	Lab tests(month)	Lab tests (Cumulative)	Average tests/day/facility
UPHC/UHC	324942	16211	59468	130
UHC	58506	13156	25900	25

Screening for diseases *[Data Source- District Level Report]*

Disease	Achievement (24-25)	Target	Achievement (month)	Cumulative achievement	%
Diabetes	43468	50880	9695	47216	92.80%
Hypertension	153969	50880	10915	56605	111.25%
Oral cancer	17077	50880	3054	8218	16.15%
Breast cancer	9676	25440	863	3093	12.16%
Cervical cancer	6541	5090	516	2300	45.19%

Community processes *[Data Source- AAM HMIS Portal]*

Activity	Target	Achievement (24-25)	Achievement (month)	%
UHND	57	625	57	9.1%
MAS meeting	75	70	75	107.1%
JAS meeting	23	139	6	4.3%

National Quality Assurance Standards

# UPHCs	National accredited 2024-25	State accredited	National accredited
5	42	0	3

NQAS



● Certified: 60%
 ● Pending: 40%

Finance (NUHM)

ROP approval	Expenditure	% Expenditure
937.71	340.21	36.28%

Finance (XV FC)

Activity	Year	Approval	Expenditure	%
Urban polyclinic	2021-22	50	20.13	40%
	2022-23	0	0	-
Opex of UPHC	2021-22	14.45	14.01	97%
	2022-23	25	5.77	23%
Diagnostics	2021-22	36	36	100%
	2022-23	50	15.46	31%
	2023-24	0	0	-

All amounts in Rs. Lakhs

Major activities in the month

- Desk Review on: 06/11/2025 and District Review on: 29/11/2025 · Special Medical camp cum screening programme organized at Ottappalam among the guest workers. · Awareness class organized on Diabetes Meletus for the staff in the district collectorate , Palakkad. · Training imparted to the UPHC and U-HWC staff on NRCP in Palakkad district.

# ULBs	Wards	Wards covered by NUHM	% urban wards covered by NUHM
12	479	199	41.5%
Population	Urban population	Population covered by NUHM	% urban population covered by NUHM
749,207	406,819	389,381	95.7%

ULBs: Urban local bodies

Health Institutions			
Type	Sanctioned	Operational	% operational
UCHC	0	0	-
UPHC	14	14	100%
UHWC	42	41	97.6%
UCHC: Urban Community Health Centre; UPHC: Urban Primary Health Centre; UHWC: Urban Health & Wellness Centre			

Urban Polyclinics (XV FC)		
Sanctioned	Operational	% operational
14	14	100%
Criteria for operational status: At least two specialty OPs every week		

Outpatient care [Data Source- AAM Portal]

Type	Total OP (24-25)	Total OP (month)	Total OP (Cumulative)	Specialist OP (month)	Specialist OP (cumulative)	Avg. OP/day/facility
UPHC/UCHC	386889	43544	290317	9321	61282	115
UHCW	601602	56162	56162	-	-	55

Lab diagnostics [Data Source- AAM HMIS Portal]

Type	Lab tests(24-25)	Lab tests(month)	Lab tests (Cumulative)	Average tests/day/facility
UPHC/UCHC	988491	35289	68011	101
UHCW	153626	28276	57801	28

Screening for diseases [Data Source- District Level Report]

Disease	Achievement (24-25)	Target	Achievement (month)	Cumulative achievement	%
Diabetes	123194	144080	21899	142922	99.20%
Hypertension	298862	144080	28874	169243	117.46%
Oral cancer	125787	144080	16150	85056	59.03%
Breast cancer	68957	72040	11120	56443	78.35%
Cervical cancer	10809	14410	7400	43337	300.74%

Community processes [Data Source- AAM HMIS Portal]

Activity	Target	Achievement (24-25)	Achievement (month)	%
UHND	199	2091	199	9.5%
MAS meeting	180	148	116	78.4%
JAS meeting	52	12	17	141.7%

National Quality Assurance Standards

# UPHCs	National accredited 2024-25	State accredited	National accredited
14	42	0	7

NQAS



● Certified: 50% ● Pending: 50%

Finance (NUHM)

ROP approval	Expenditure	% Expenditure
1783.05	843.49	47.31%

Finance (XV FC)

Activity	Year	Approval	Expenditure	%
Urban polyclinic	2021-22	130	78.86	61%
	2022-23	10	0	0%
Opex of UPHC	2021-22	40.46	36.86	91%
	2022-23	70	5.55	8%
Diagnostics	2021-22	100.8	100.78	100%
	2022-23	99.9	56.16	56%
	2023-24	0	0	-

All amounts in Rs. Lakhs

Major activities in the month

· Desk Review on: 07/11/2025 and District NUHM Review on: 28/11/2024 · NQAS Training for UPHC staffs · New U-HWCs operationalised.

# ULBs	Wards	Wards covered by NUHM	% urban wards covered by NUHM
8	340	66	19.4%
Population	Urban population	Population covered by NUHM	% urban population covered by NUHM
984,509	534,588	293,709	54.9%

ULBs: Urban local bodies

Health Institutions

Type	Sanctioned	Operational	% operational
UCHC	0	0	-
UPHC	12	12	100%
UHCW	42	42	100%

UCHC: Urban Community Health Centre; UPHC: Urban Primary Health Centre; UHCW: Urban Health & Wellness Centre

Urban Polyclinics (XV FC)

Sanctioned	Operational	% operational
12	12	100%

Criteria for operational status: At least two specialty OPs every week

Outpatient care *[Data Source- AAM Portal]*

Type	Total OP (24-25)	Total OP (month)	Total OP (Cumulative)	Specialist OP (month)	Specialist OP (cumulative)	Avg. OP/day/facility
UPHC/UCHC	341596	28215	211746	3145	22849	87
UHCW	417124	47061	47061	-	-	47

Lab diagnostics *[Data Source- AAM HMIS Portal]*

Type	Lab tests(24-25)	Lab tests(month)	Lab tests (Cumulative)	Average tests/day/facility
UPHC/UCHC	758720	21441	41523	71
UHCW	245013	34580	69863	35

Screening for diseases *[Data Source- District Level Report]*

Disease	Achievement (24-25)	Target	Achievement (month)	Cumulative achievement	%
Diabetes	136958	108680	14999	109981	101.20%
Hypertension	362852	108680	16411	120217	110.62%
Oral cancer	17435	108680	874	4963	4.57%
Breast cancer	6234	54340	503	3589	6.60%
Cervical cancer	444	10870	120	966	8.89%

Community processes *[Data Source- AAM HMIS Portal]*

Activity	Target	Achievement (24-25)	Achievement (month)	%
UHND	66	846	45	5.3%
MAS meeting	174	168	166	98.8%
JAS meeting	48	66	14	21.2%

National Quality Assurance Standards

# UPHCs	National accredited 2024-25	State accredited	National accredited
12	42	0	4

NQAS



● Certified: 33% ● Pending: 67%

Finance (NUHM)

ROP approval	Expenditure	% Expenditure
1644.95	704.26	42.81%

Finance (XV FC)

Activity	Year	Approval	Expenditure	%
Urban polyclinic	2021-22	110	46.70	42%
	2022-23	10	0	0%
Opex of UPHC	2021-22	34.68	33.79	97%
	2022-23	60	4.69	8%
Diagnostics	2021-22	86.4	86.4	100%
	2022-23	86.4	44.93	52%
	2023-24	0	0	-

All amounts in Rs. Lakhs

Major activities in the month

· Desk Review on: 01/11/2025 and District NUHM Review on: 22/11/2025

# ULBs	Wards	Wards covered by NUHM	% urban wards covered by NUHM
3	99	18	18.2%
Population	Urban population	Population covered by NUHM	% urban population covered by NUHM
124,971	67,859	26,341	38.8%

ULBs: Urban local bodies

Health Institutions

Type	Sanctioned	Operational	% operational
UHC	0	0	-
UPHC	2	2	100%
UHC	8	8	100%

UHC: Urban Community Health Centre; UPHC: Urban Primary Health Centre; UHC: Urban Health & Wellness Centre

Urban Polyclinics (XV FC)

Sanctioned	Operational	% operational
2	2	100%

Criteria for operational status: At least two specialty OPs every week

Outpatient care [Data Source- AAM Portal]

Type	Total OP (24-25)	Total OP (month)	Total OP (Cumulative)	Specialist OP (month)	Specialist OP (cumulative)	Avg. OP/day/facility
UPHC/UHC	59764	4858	39542	503	3051	88
UHC	103531	11896	11896	-	-	59

Lab diagnostics [Data Source- AAM HMIS Portal]

Type	Lab tests(24-25)	Lab tests(month)	Lab tests (Cumulative)	Average tests/day/facility
UPHC/UHC	163295	4106	9227	82
UHC	48092	9056	17995	45

Screening for diseases [Data Source- District Level Report]

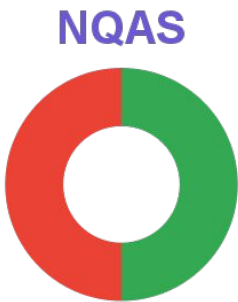
Disease	Achievement (24-25)	Target	Achievement (month)	Cumulative achievement	%
Diabetes	17567	9750	1106	19592	200.94%
Hypertension	71705	9750	1901	24437	250.64%
Oral cancer	1598	9750	178	3734	38.30%
Breast cancer	2107	4880	87	2240	45.90%
Cervical cancer	1377	980	96	2759	281.53%

Community processes [Data Source- AAM HMIS Portal]

Activity	Target	Achievement (24-25)	Achievement (month)	%
UHND	18	204	20	9.8%
MAS meeting	30	24	24	100%
JAS meeting	10	27	10	37%

National Quality Assurance Standards

# UPHCs	National accredited 2024-25	State accredited	National accredited
2	42	0	1



● Certified: 50% ● Pending: 50%

Finance (NUHM)

ROP approval	Expenditure	% Expenditure
366.60	177.13	48.32%

Finance (XV FC)

Activity	Year	Approval	Expenditure	%
Urban polyclinic	2021-22	10	6.16	62%
	2022-23	10	0	0%
Opex of UPHC	2021-22	5.78	5.78	100%
	2022-23	10	3.6	36%
Diagnostics	2021-22	14.4	14.39	100%
	2022-23	19	19	100%
	2023-24	0	0	-

All amounts in Rs. Lakhs

Major activities in the month

· Desk Review on: 01/11/2025 and District NUHM Review on: 22/11/2025

# ULBs	Wards	Wards covered by NUHM	% urban wards covered by NUHM
10	378	86	22.8%
Population	Urban population	Population covered by NUHM	% urban population covered by NUHM
677,905	368,102	176,239	47.9%

ULBs: Urban local bodies

Health Institutions

Type	Sanctioned	Operational	% operational
UHC	0	0	-
UPHC	8	8	100%
UHC	28	26	92.9%

UHC: Urban Community Health Centre; UPHC: Urban Primary Health Centre; UHC: Urban Health & Wellness Centre

Urban Polyclinics (XV FC)

Sanctioned	Operational	% operational
8	8	100%

Criteria for operational status: At least two specialty OPs every week

Outpatient care *[Data Source- AAM Portal]*

Type	Total OP (24-25)	Total OP (month)	Total OP (Cumulative)	Specialist OP (month)	Specialist OP (cumulative)	Avg. OP/day/facility
UPHC/UHC	193896	16678	135676	2773	19278	77
UHC	168203	21324	21324	-	-	33

Lab diagnostics *[Data Source- AAM HMIS Portal]*

Type	Lab tests(24-25)	Lab tests(month)	Lab tests (Cumulative)	Average tests/day/facility
UPHC/UHC	362099	10266	21906	51
UHC	81110	8310	17171	13

Screening for diseases *[Data Source- District Level Report]*

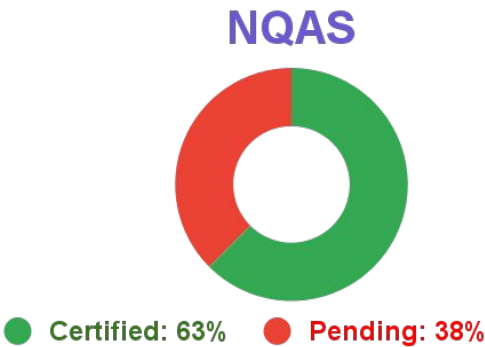
Disease	Achievement (24-25)	Target	Achievement (month)	Cumulative achievement	%
Diabetes	30219	65210	4213	31982	49.04%
Hypertension	145261	65210	8111	48568	74.48%
Oral cancer	13586	65210	742	5782	8.87%
Breast cancer	2474	32610	79	1282	3.93%
Cervical cancer	1807	6530	43	388	5.94%

Community processes *[Data Source- AAM HMIS Portal]*

Activity	Target	Achievement (24-25)	Achievement (month)	%
UHND	86	768	65	8.5%
MAS meeting	120	91	93	102.2%
JAS meeting	28	6	22	366.7%

National Quality Assurance Standards

# UPHCs	National accredited 2024-25	State accredited	National accredited
8	42	0	5



Finance (NUHM)

ROP approval	Expenditure	% Expenditure
1148.82	404.44	35.20%

Finance (XV FC)

Activity	Year	Approval	Expenditure	%
Urban polyclinic	2021-22	60	26.99	45%
	2022-23	20	0	0%
Opex of UPHC	2021-22	23.12	22.42	97%
	2022-23	40	3.7	9%
Diagnostics	2021-22	57.6	56.25	98%
	2022-23	24.8	6.55	26%
	2023-24	0	0	-

All amounts in Rs. Lakhs

Major activities in the month

· Desk Review on: 06/11/2025 and District NUHM Review on: 25/11/2025

# ULBs	Wards	Wards covered by NUHM	% urban wards covered by NUHM
3	113	51	45.1%
Population	Urban population	Population covered by NUHM	% urban population covered by NUHM
167,735	91,080	74,817	82.1%

ULBs: Urban local bodies

Health Institutions			
Type	Sanctioned	Operational	% operational
UCHC	0	0	-
UPHC	3	3	100%
UHCW	9	9	100%
UCHC: Urban Community Health Centre; UPHC: Urban Primary Health Centre; UHCW: Urban Health & Wellness Centre			

Urban Polyclinics (XV FC)		
Sanctioned	Operational	% operational
3	3	100%
Criteria for operational status: At least two specialty OPs every week		

Outpatient care [Data Source- AAM Portal]

Type	Total OP (24-25)	Total OP (month)	Total OP (Cumulative)	Specialist OP (month)	Specialist OP (cumulative)	Avg. OP/day/facility
UPHC/UCHC	59311	5603	43784	1637	19529	72
UHCW	69978	7239	7239	-	-	32

Lab diagnostics [Data Source- AAM HMIS Portal]

Type	Lab tests(24-25)	Lab tests(month)	Lab tests (Cumulative)	Average tests/day/facility
UPHC/UCHC	129289	5737	13299	76
UHCW	22560	3932	9197	17

Screening for diseases [Data Source- District Level Report]

Disease	Achievement (24-25)	Target	Achievement (month)	Cumulative achievement	%
Diabetes	11500	27690	2249	18987	68.57%
Hypertension	42403	27690	3374	24273	87.66%
Oral cancer	189	27690	25	486	1.76%
Breast cancer	430	13850	18	412	2.97%
Cervical cancer	176	2770	16	423	15.27%

Community processes *[Data Source- AAM HMIS Portal]*

Activity	Target	Achievement (24-25)	Achievement (month)	%
UHND	51	399	46	11.5%
MAS meeting	49	46	46	100%
JAS meeting	12	15	3	20%

National Quality Assurance Standards

# UPHCs	National accredited 2024-25	State accredited	National accredited
3	42	0	1

NQAS



● Certified: 33% ● Pending: 67%

Finance (NUHM)

ROP approval	Expenditure	% Expenditure
517.98	197.80	38.19%

Finance (XV FC)

Activity	Year	Approval	Expenditure	%
Urban polyclinic	2021-22	30	8.08	27%
	2022-23	0	0	-
Opex of UPHC	2021-22	8.67	8.67	100%
	2022-23	15	1.51	10%
Diagnostics	2021-22	21.6	21.6	100%
	2022-23	25.09	9.28	37%
	2023-24	0	0	-

All amounts in Rs. Lakhs

Major activities in the month

· Desk Review on: 12/11/2025 and District NUHM Review on: 24/11/2025 · Urban PHCs and Urban HWCs underwent an informed inspection as part of the Common Review Mission.